



BOARD OF DIRECTORS REGULAR MEETING

DATE :
NOVEMBER 19, 2025

TIME:
8:00 A.M.

-  1021 E. Miramar Avenue | Claremont, CA 91711
-  www.threevalleys.com
-  909.621.5568

The mission of Three Valleys Municipal Water District is to supplement and enhance local water supplies to meet our region's needs in a reliable and cost-effective manner.



THREE VALLEYS MUNICIPAL WATER DISTRICT REGULAR BOARD MEETING AGENDA

1021 E. Miramar Avenue, Claremont, CA 91711
November 19, 2025 – 8:00 AM

The mission of Three Valleys Municipal Water District is to supplement and enhance local water supplies to meet our region's needs in a reliable and cost-effective manner.

NOTICE OF VIDEOCONFERENCE/TELECONFERENCE ACCESSIBILITY

Three Valleys MWD will hold this meeting of its Board of Directors on the date and time, and at the location set forth above. The public may participate in the meeting by physical attendance at the meeting or by videoconference or teleconference utilizing the following links:

Link to join webinar: <https://tvmwd.zoom.us/j/84184971287>

OR

Dial in: (669) 900-9128, Webinar ID: 841 8497 1287

Any member of the public wishing to participate in public comment may do so in any of the following manners: (1) by using the "Raise Hand" feature on the Zoom platform and when prompted by the Board President during the public comment period, (2) by filling out the electronic speaker's card at the following link <https://arcg.is/0z5GqO> prior to the close of public comment, (3) by sending an email to PublicComment@tvmwd.com prior to the close of public comment, or (4) those attending the meeting in person may complete a speaker's card and provide it to the Executive Board Secretary prior to the close of public comment.

1. CALL TO ORDER

TI

2. ROLL CALL

AGUIRRE

Mike Ti, President

Carlos Goytia, Vice President

Jeff Hanlon, Secretary/Treasurer

David De Jesus, Director

Bob Kuhn, Director

Jorge Marquez, Director

Jody Roberto, Director

3. FLAG SALUTE

TI

4. DIRECTOR REMOTE PARTICIPATION PURSUANT TO AB 2449 [Government Code Section 54953(f)] TI

4.A NOTIFICATION DUE TO JUST CAUSE

4.B REQUEST DUE TO EMERGENCY CIRCUMSTANCES

BOARD ACTION REQUIRED ITEM 4.B

Staff Recommendation: None

5. AGENDA REORDER/ADDITIONS [Government Code Section 54954.2(b)(2)] TI

Additions to the agenda may be considered when two-thirds of the board members present determine a need for immediate action, and the need to act came to the attention of TVMWD after the agenda was posted; this exception requires a degree of urgency. If fewer than two-thirds of the board members are present, all must affirm the action to add an item to the agenda. The Board shall call for public comment prior to voting to add any item to the agenda after posting.

6. PUBLIC COMMENT (Government Code Section 54954.3) TI

Opportunity for members of the public to directly address the Board on items of public interest within its jurisdiction. The public may also address the Board on items being considered on this agenda. TVMWD requests that all public speakers complete a speaker’s card and provide it to the Executive Board Secretary.

We request that remarks be limited to three minutes or less. Pursuant to Government Code Section 54954.3, if speaker is utilizing a translator, the total allotted time will be doubled.

7. CONSENT CALENDAR TI

The Board will consider consent calendar items 7.A – 7.G. Consent calendar items are routine in nature and approved by a single motion. Any member of the Board may request to pull a specific item from the consent calendar for further discussion.

7.A RECEIVE, APPROVE, AND FILE BOARD MEETING MINUTES

- October 1, 2025 – Regular Board Meeting
- October 15, 2025 – Regular Board Meeting
- October 20, 2025 – Special Board Meeting Workshop

7.B RECEIVE, APPROVE, AND FILE FINANCIAL REPORTS AND INVESTMENT UPDATE, OCTOBER 2025

- Change in Cash and Cash Equivalents Report
- Consolidated Listing of Investment Portfolio and Investment Report
- YTD District Budget Monthly Status Report
- Warrant List

7.C IMPORTED WATER SALES, OCTOBER 2025

The Board will review the imported water sales report for October 2025.

7.D MIRAMAR OPERATIONS REPORT, OCTOBER 2025

The Board will review the Miramar Operations report for October 2025.

7.E APPROVE DIRECTOR EXPENSE REPORTS, OCTOBER 2025

The Board will consider approval of the October 2025 Director expense reports that include disclosure of per diem requests for meeting attendance and itemization of any expenses incurred by TVMWD.

7.F CY 2026 MEETING SCHEDULE

The Board will receive, approve, and file the CY 2026 meeting schedule.

7.G ADOPTION OF RESOLUTION NO. 25-11-1018 FINAL 2025 MULTI-JURISDICTIONAL HAZARD MITIGATION PLAN

Adopt Resolution No. 25-11-1018 approving the Final 2025 Multi-Jurisdictional Hazard Mitigation Plan

BOARD ACTION REQUIRED ITEM 7.A – 7.G

Staff Recommendation: Approve as Presented

8. ACTION AGENDA

The following items on the Action Agenda call for discussion and action by the Board. All items are placed on the agenda so that the Board may discuss and take action on the item if the Board is so inclined.

8.A APPROVAL OF GENERAL COUNSEL AGREEMENT WITH BRUNICK, McELHANEY & KENNEDY **LITCHFIELD**

The Board will consider approval of the retainer agreement for legal services with Brunick, McElhaney and Kennedy.

BOARD ACTION REQUIRED ITEM 8.A

Staff Recommendation: Approve as Presented

9. REPORTS **LITCHFIELD**

The Executive Leadership Team will provide brief updates on existing matters under their purview and will be available to respond to any questions thereof.

9.A LEGISLATIVE UPDATE **HOWIE**

9.B PROJECTS UPDATE **PANZER**

10. DIRECTORS'/GENERAL MANAGER'S ORAL REPORTS **TI**

Directors may report on activities for meetings to which they are assigned to serve as the representative or alternate of TVMWD and on other areas of interest.

11. CLOSED SESSION **TI**

11.A CONFERENCE WITH LEGAL COUNSEL – EXISTING LITIGATION
[Government Code Section 54956.9(d)(1)]

Name of Case: Chino Basin Municipal Water District v. City of Chino, et al.,
San Bernardino County Superior Court Case No. RCV RS 51010

11.B CONFERENCE WITH REAL PROPERTY NEGOTIATORS [Government Code
Section 54956.8]

Property: DD64045-01-01, North of Rte. 210 Fwy., East of Padua Ave.,
Claremont, California

District Negotiator: Matthew Litchfield, General Manager

Negotiating Parties: State of California Department of Transportation

Under Negotiation: Purchase and Sale Agreement

11.C CONFERENCE WITH REAL PROPERTY NEGOTIATORS [Government Code Section 54956.8]

Property: 1021 E. Miramar Avenue, Well No. 3, Claremont, California
District Negotiator: Matthew Litchfield, General Manager
Negotiating Parties: Golden State Water Company
Under Negotiation: Price and Terms of Acquisition

11.D CONFERENCE WITH REAL PROPERTY NEGOTIATORS (Government Code Section 54956.8)

Property: 2105 Oxford Avenue, Claremont, California
District Negotiator: Matthew H. Litchfield, General Manager
Negotiating Parties: Property Owner
Under Negotiation: Price and terms of payment

12. FUTURE AGENDA ITEMS

TI

13. ADJOURNMENT AND NEXT MEETING

TI

The Board will adjourn to a regular Board of Directors meeting on December 17, 2025 at 8:00 AM. The December 3, 2025 Board of Directors meeting is canceled.

In compliance with the Americans with Disabilities Act Government Code Section 54954.2(a), if special assistance is needed to participate in this public meeting, please contact the Executive Board Secretary at (909) 621-5568 at least 24 hours prior to the meeting.

Pursuant to Government Code Section 54957.5, materials related to an item on this agenda submitted after distribution of the agenda packet will be posted on the TVMWD website at.

Three Valleys MWD Board meeting packets and agendas are available for review at www.threevalleys.com



THREE VALLEYS MUNICIPAL WATER DISTRICT
REGULAR BOARD MEETING MINUTES

Wednesday, October 1, 2025 | 8:00 a.m.

1. CALL TO ORDER

The Board meeting was called to order at 8:02 a.m. at the District office located at 1021 East Miramar Ave., Claremont, CA. The presiding officer was President Mike Ti.

2. ROLL CALL

Roll call was taken with a quorum of the Board present.

DIRECTORS PRESENT

- Mike Ti, President
- Carlos Goytia, Vice President
- Jeff Hanlon, Secretary/Treasurer
- David De Jesus, Director
- Jorge Marquez, Director
- Jody Roberto, Director

ABSENT

- Bob Kuhn, Director

STAFF PRESENT

- Matthew Litchfield, General Manager
- Steve Kennedy, Legal Counsel
- Brittany Aguilar, Finance Manager
- Dominique Aguiar, Operations Supervisor
- Freeman Ensign, Operations Supervisor
- Karen Harberson, Compliance Specialist
- Joshua Hernandez, Finance Analyst
- Kirk Howie, Chief Administrative Officer
- Steve Lang, Chief Operations Officer
- Sylvie Lee, Chief Water Resources Officer
- Brian Pen, Water Resources Analyst
- Robert Peng, I.T. Manager
- Alivn Ramos, I.T. Analyst
- Marissa Turner, Admin. Communications Assistant

Virtual Attendees: Ed Chavez, Upper San Gabriel Valley Municipal Water District; Ed Hilden, Walnut Valley Water District; Bruce Knoles, San Gabriel Valley Municipal Water District; Bob Kuhn, Board Member; Tony Lima, Rowland Water District; Dave Michalko, Covina Valley Water Company; Thomas Monk, Walnut Valley Water District; 13107456518

In person attendees: John Bellah, Rowland Water District; Chris Diggs, City of Pomona; Jared Macias, Walnut Valley Water District; Mayra Malner, Walnut Valley Water District; Dusty Moisio, Rowland Water District; Dinny Rasmussen, League of Women’s Voters

3. FLAG SALUTE

President Ti led the flag salute.

4. DIRECTOR REMOTE PARTICIPATION PURSUANT TO AB 2449

A. NOTIFICATION DUE TO JUST CAUSE

B. REQUEST DUE TO EMERGENCY CIRCUMSTANCES

There were no requests submitted by any Directors for remote participation due to Emergency Circumstances, and therefore no motion was needed for this item.

5. AGENDA REORDER/ADDITIONS

No reorder or additions to the agenda were requested.

6. PUBLIC COMMENT

President Ti opened public comment and there was none.

7. ACTION AGENDA

A. AWARD MIRAMAR ADMINISTRATION AND OPERATIONS BUILDINGS ROOFING UPGRADES PROJECT

The Board of Directors awarded the Miramar Administration and Operations Buildings Roofing Upgrades contract to Southland Roofing, Inc. In the amount of \$484,422.

Moved: Director Marquez	Second: Director Hanlon
Ayes: De Jesus, Goytia, Hanlon, Marquez, Roberto, Ti	
Noes:	
Abstain:	
Absent: Kuhn	
Motion No. 25-10-5536 Awarding the Miramar Administration and Operations Building Roofing Upgrades Project Contract to Southland Roofing, Inc.	
Motion passed 6-0-0-1	

8. REPORTS

A. PROFESSIONAL SERVICES AGREEMENT FOR ON-CALL PIPELINE CONDITION AND INSPECTION SERVICES

Chief Water Resources Officer Lee reported on the on-call contracts program, which is designed to streamline the agency's procurement process by prequalifying consultants and

contractors under master agreements for task order-based work. These contracts, typically issued for three years with potential one-year extensions up to five years, allow flexibility while ensuring quality and cost efficiency for projects such as pipeline inspections, structural assessments, and corrosion protection improvements. Four firms submitted proposals: Hazen and Sawyer, Pipeline Inspection and Condition Analysis Corp., Pure Technologies, and Insight Technologies. Two of the contracts are finalized and two are under legal review. Individual task orders are capped at \$250,000 and all work is funded within the agency's capital project budget. This item will be brought back to the October 15, 2025 Board of Directors meeting for consideration of approval.

B. PROFESSIONALS SERVICE AGREEMENT AWARD FOR PROGRAMMABLE LOGIC CONTROLLERS AND RADIO UPGRADES

Chief Operations Officer Lang provided an informational update on cybersecurity upgrades for the District's SCADA system, specifically replacing end-of-life radios and programmable logic controllers. Following a recent cybersecurity assessment, the project was reprioritized to address identified vulnerabilities and ensure system security. The adjustment has no net budget impact, as funding was reallocated from three deferred lower-priority projects in the amount of \$200,000, with a total project cost of \$294,000. The work will be performed through a sole-source agreement with Prime Systems, the District's current system integrator. This item will be brought back to the October 15, 2025 Board of Directors meeting for consideration of approval.

9. DIRECTORS' / GENERAL MANAGER'S ORAL REPORTS

A. METROPOLITAN WATER DISTRICT

Director De Jesus reported that San Diego County Water Authority General Manager Dan Denham has been seated as the Water Authority's newest representative on the MWD Board of Directors. The contract for MWD's new General Manager is under review and an announcement made soon.

B. CHINO BASIN WATERMASTER

There was nothing to report on Chino Basin Watermaster.

C. SAN GABRIEL BASIN WATER QUALITY AUTHORITY

Director Roberto had nothing to report.

D. MAIN SAN GABRIEL BASIN WATERMASTER

Director Hanlon had nothing to report.

E. SIX BASINS WATERMASTER

Director Hanlon had nothing to report.

F. ADDITIONAL BOARD MEMBER REPORTS

Director Roberto congratulated General Manager Litchfield on doing a great job as a panelist for the BizFed Water Summit.

G. GENERAL MANAGER'S COMMENTS

General Manager Litchfield reported that L.A. County Public Works issued a directive to suspend all groundwater recharge activities in the Main San Gabriel Basin following the detection of golden mussel larvae in Lake Silverwood, affecting Three Valleys' ongoing 35,000-acre-foot cyclic water delivery with MWD. In response, Three Valleys is collaborating with MWD, Watermaster, and the three municipal agencies to develop a control and mitigation plan, recognizing that eradication is not feasible and focusing instead on containment strategies such as desiccation at recharge sites. Coordination with L.A. County Public Works has improved, and a formal letter from Director Mark Pestrella outlines interagency communication protocols. MWD's Water Quality Manager, Paul Rochelle, will present an update on the issue at the October 15, 2025 board meeting. Staff is preparing a cybersecurity grant application to implement recommendations from the recent CISA assessment.

10. CLOSED SESSION

The Board convened into closed session at 8:55 a.m. to discuss the following items:

A. CONFERENCE WITH LEGAL COUNSEL – EXISTING LITIGATION [Government Code Section 54956.9(d)(1)]

Name of Case: Chino Basin Municipal Water District v. City of Chino, et al., San Bernardino County Superior Court Case No. RCV RS 51010

B. CONFERENCE WITH REAL PROPERTY NEGOTIATORS [Government Code Section 54956.8]

Property: DD64045-01-01, North of Rte. 210 Fwy., East of Padua Ave., Claremont, California
District Negotiator: Matthew Litchfield, General Manager

Negotiating Parties: State of California Department of Transportation
Under Negotiation: Purchase and Sale Agreement

C. CONFERENCE WITH REAL PROPERTY NEGOTIATORS [Government Code Section 54956.8]

Property: 1021 E. Miramar Avenue, Well No. 3, Claremont, California
District Negotiator: Matthew Litchfield, General Manager
Negotiating Parties: Golden State Water Company
Under Negotiation: Price and Terms of Acquisition

D. CONFERENCE WITH REAL PROPERTY NEGOTIATORS (Government Code Section 54956.8)

Property: 2105 Oxford Avenue, Claremont, California
District Negotiator: Matthew H. Litchfield, General Manager
Negotiating Parties: Property Owner
Under Negotiation: Price and terms of payment

Director Marquez departed the meeting at 9:35 a.m.

The Board convened out of closed session and back into open session at 10:24 a.m. Legal Counsel Kennedy stated that no reportable action was taken on any of the items. Director Kuhn attended closed session remotely.

11. FUTURE AGENDA ITEMS

No future agenda items were requested.

12. ADJOURNMENT AND NEXT MEETING

President Ti adjourned the meeting at 10:24 a.m. to the next regular board meeting scheduled for Wednesday, October 15, 2025.

Mike Ti
President, Board of Directors

Recorded by: Nadia Aguirre
Executive Board Secretary



THREE VALLEYS MUNICIPAL WATER DISTRICT
REGULAR BOARD MEETING MINUTES

Wednesday, October 15, 2025 | 8:00 a.m.

1. CALL TO ORDER

The Board meeting was called to order at 8:00 a.m. at the District office located at 1021 East Miramar Ave., Claremont, CA. The presiding officer was President Mike Ti.

2. ROLL CALL

Roll call was taken with a quorum of the Board present.

DIRECTORS PRESENT

Mike Ti, President
Carlos Goytia, Vice President
Jeff Hanlon, Secretary/Treasurer
David De Jesus, Director
Bob Kuhn, Director
Jorge Marquez, Director
Jody Roberto, Director

STAFF PRESENT

Matthew Litchfield, General Manager
Steve Kennedy, Legal Counsel
Dominique Aguiar, Operations Supervisor
Brittany Aguilar, Finance Manager
Nadia Aguirre, Executive Board Secretary
Freeman Ensign, Operations Supervisor
Erika Gomez, Chief Finance Officer
Karen Harberson, Compliance Specialist
Kirk Howie, Chief Administrative Officer
Steve Lang, Chief Operations Officer
Joshua Olivares-Hernandez, Finance Analyst
Kevin Panzer, Engineer
Brian Pen, Water Resources Analyst
Robert Peng, I.T. Manager
Alivn Ramos, I.T. Analyst
Marissa Turner, Admin. Communications Assistant

Virtual Attendees: Raymond Apodaca, City of La Verne; Ed Chavez, Upper San Gabriel Valley Municipal Water District; Kristi Foy, Arnold & Associates; Kelly Gardner, Main San Gabriel Basin Watermaster; Ed Hilden, Walnut Valley Water District; Tony Lima, Rowland Water District; Dave Michalko, Covina Valley Water Company; Toby Moore, Golden State Water District; Thomas Monk, Walnut Valley Water District; Stephanie Moreno, Water Quality Authority; Paul Rochelle, Metropolitan Water District of Southern California; Henry Woo, Walnut Valley Water District; 13107456518

In person attendees: John Bellah, Rowland Water District; Tom Coleman, Rowland Water District; Chris Diggs, City of Pomona; Dinny Rasmussen, League of Women's Voters; Sherry Shaw, Walnut Valley Water District

3. FLAG SALUTE

President Ti led the flag salute.

4. DIRECTOR REMOTE PARTICIPATION PURSUANT TO AB 2449

A. NOTIFICATION DUE TO JUST CAUSE

B. REQUEST DUE TO EMERGENCY CIRCUMSTANCES

There were no requests submitted by any Directors for remote participation due to Emergency Circumstances, and therefore no motion was needed for this item.

5. AGENDA REORDER/ADDITIONS

No reorder or additions to the agenda were requested.

6. PUBLIC COMMENT

Vice President Goytia recognized Indigenous People's Day by honoring the Tongva Nation.

Julian Ibanez-Mandujano provided public comment.

Dr. Jackie Rangel provided public comment.

7. PRESENTATIONS

A. GOLDEN MUSSELS UPDATE METROPOLITAN WATER DISTRICT BY PAUL ROCHELLE

The district experienced a power outage at 8:12 a.m. The meeting was paused until power was restored.

Paul Rochelle, Water Quality Section Manager at the Metropolitan Water District (MWD), briefed the Board on the golden mussel invasion in the State Water Project, covering current detections, ecosystem and operational risks, and the multi-agency response including efforts by the Department of Water Resources and the California Department of Fish and Wildlife, and AB 149 expanding invasive-mussel control requirements. He reported that MWD has formed a task force, intensified monitoring (eDNA, inspections), and secured Board funding for near-term measures—mobile chlorination, UV treatment, and large-volume filtration—targeted for deployment within 3–6 months, with longer-term facilities to follow. Groundwater replenishment deliveries are temporarily paused while control plans are developed with L.A. County Public Works and basin agencies, with

the goal of safely resuming deliveries as soon as practicable and providing ongoing updates to member agencies.

B. LEGISLATIVE UPDATE MIKE ARNOLD & ASSOCIATES BY KRISTI FOY

Kristi Foy of Arnold & Associates presented a legislative update outlining the start of the 2025–2026 legislative session. Key leadership changes include Assembly Speaker Robert Rivas continuing in his role and Senator Monique Limón succeeding Senator Mike McGuire as Senate President Pro Tem. The Governor has until October 12, 2025, to sign or veto bills. Of the over 50 bills that have been tracked, eight are supported (four of which passed), and three successfully opposed and stopped through coalition efforts. SB 707 incorporated Three Valleys sponsored AB 259 to extend Brown Act teleconferencing flexibilities through January 1, 2030. SB 72, supported by Three Valleys and signed by the Governor, updates the California Water Plan with long-term water supply targets through 2050. Ms. Foy also discussed the state’s structural budget deficit and improving revenues, upcoming special and general elections, and confirmed that the legislature will reconvene in January 2026 to address two-year bills and introduce new legislation.

8. CONSENT CALENDAR

The Board considered consent calendar items 8.A – 8.G: (8.A) Receive, Approve, and File Minutes – September 3 and 17, 2025; (8.B) Receive, Approve, and File Financial Reports and Investment Update, September 2025; (8.C) Imported Water Sales, September 2025; (8.D) Miramar Operations Report, September 2025; (8.E) Approve Director Expense Reports, September 2025; (8.F) Approve Joint Resolution No. 25-10-1017 for Negotiated Exchange of Property Tax Revenue; (8.G) Approve Canceling December 3, 2025 Board of Directors Meeting

Moved: Director Marquez	Second: Director Goytia
Ayes: De Jesus, Goytia, Hanlon, Kuhn, Marquez, Roberto, Ti	
Noes:	
Abstain:	
Absent:	
Motion No. 25-10-5537 Approval of Consent Calendar Items 8.A – 8.G	
Motion passed 7-0-0-0	

9. ACTION AGENDA

A. PROFESSIONAL SERVICES AGREEMENT FOR ON-CALL PIPELINE AND CONDITION INSPECTION SERVICES

The Board of Directors awarded the professional services agreement for On-Call Pipeline and Condition Inspection Services to Pure Technologies, Insight Technologies, Pipeline Inspection Condition Assessment, and Hazen and Sawyer; and authorized the General Manager to execute the contracts, subject to non-substantive changes.

Moved: Director Roberto	Second: Director Kuhn
Ayes: De Jesus, Goytia, Hanlon, Kuhn, Marquez, Roberto, Ti	
Noes:	
Abstain:	
Absent:	
Motion No. 25-10-5538 Awarded Professional Services Agreement for On-Call Pipeline and Condition Inspection Services	
Motion passed 7-0-0-0	

B. PROFESSIONAL SERVICES AGREEMENT AWARD FOR PROGRAMMABLE LOGIC CONTROLLERS AND RADIO UPGRADES

The Board of Directors awarded the professional services agreement for the Programmable Logic Controllers (PLC) and Radio Upgrades to Prime Systems Industrial Automation, Inc., in the amount not to exceed \$324,000; and authorized the General Manager to execute the contract, subject to non-substantive changes.

Moved: Director Roberto	Second: Director Hanlon
Ayes: De Jesus, Goytia, Hanlon, Kuhn, Marquez, Roberto, Ti	
Noes:	
Abstain:	
Absent:	
Motion No. 25-10-5539 Awarded Professional Services Agreement for PLC's and Radio Upgrades	
Motion passed 7-0-0-0	

10. REPORTS

A. METROPOLITAN WATER DISTRICT OF SOUTHERN CALIFORNIA UPDATE

Director De Jesus reported that the MWD State Water Project Inspection trip was held on October 10-12, 2025, in partnership with Central Basin Municipal Water District. The MWD Board approved Shivaji Deshmukh from Inland Empire Utilities Agency as the new General Manager-designate, who will overlap with current General Manager Deven Upadhyay through the end of the year to ensure a smooth transition. Additionally, the upcoming

MWD budget discussions are expected to focus on significant cost drivers, including Pure Water, Sites Reservoir, and the Delta Conveyance Project, which could lead to double-digit rate increases as the Board prioritizes future infrastructure investments.

11. DIRECTORS' / GENERAL MANAGER'S ORAL REPORTS

Director Hanlon reported that he and Mr. Howie met with Assemblymember Harabedian, who is well-briefed on the state's water challenges and the golden mussel infestation.

Vice President Goytia stated he enjoyed getting to know the Central Basin group on the Inspection trip.

Director Roberto requested to invite Mr. Deshmukh to a future board meeting.

President Ti stated that he appreciates the fact that the new MWD General Manager was selected from an MWD member agency and understands the regional priorities.

General Manager Litchfield reported that he met with the Department of Fish and Wildlife on the implementation of the AB 149 trailer bill and they were very helpful with getting the plans reviewed and approved. He will attend a meeting this afternoon with L.A. County Public Works. The district's 75th anniversary gala is on October 30, 2025 at Kellogg West from 5:00 to 7:00 p.m.

12. CLOSED SESSION

The Board convened into closed session at 9:40 a.m. to discuss the following items:

A. CONFERENCE WITH LEGAL COUNSEL – EXISTING LITIGATION [Government Code Section 54956.9(d)(1)]

Name of Case: Chino Basin Municipal Water District v. City of Chino, et al., San Bernardino County Superior Court Case No. RCV RS 51010

B. CONFERENCE WITH REAL PROPERTY NEGOTIATORS [Government Code Section 54956.8]

Property: DD64045-01-01, North of Rte. 210 Fwy., East of Padua Ave., Claremont, California
District Negotiator: Matthew Litchfield, General Manager

Negotiating Parties: State of California Department of Transportation

Under Negotiation: Purchase and Sale Agreement

C. CONFERENCE WITH REAL PROPERTY NEGOTIATORS [Government Code Section 54956.8]

Property: 1021 E. Miramar Avenue, Well No. 3, Claremont, California

District Negotiator: Matthew Litchfield, General Manager

Negotiating Parties: Golden State Water Company

Under Negotiation: Price and Terms of Acquisition

D. CONFERENCE WITH REAL PROPERTY NEGOTIATORS (Government Code Section 54956.8)

Property: 2105 Oxford Avenue, Claremont, California

District Negotiator: Matthew H. Litchfield, General Manager

Negotiating Parties: Property Owner

Under Negotiation: Price and terms of payment

The Board convened out of closed session and back into open session at 10:59 a.m. Legal Counsel Kennedy stated that no reportable action was taken.

13. FUTURE AGENDA ITEMS

No future agenda items were requested.

14. ADJOURNMENT AND NEXT MEETING

President Ti adjourned the meeting at 11:00 a.m. to the next regular board meeting scheduled for Wednesday, November 5, 2025.

Mike Ti
President, Board of Directors

Recorded by: Nadia Aguirre
Executive Board Secretary



THREE VALLEYS MUNICIPAL WATER DISTRICT SPECIAL BOARD MEETING WORKSHOP MINUTES

California State Polytechnic University, Pomona
Kellogg West Conference Center – Valley Vista
3801 W. Temple Ave.
Pomona, CA 91768

October 20, 2025 – 8:30 a.m.

1. CALL TO ORDER

The Special Board Meeting Workshop was called to order by President Ti at 8:45 a.m. at Kellogg West Conference Center, Valley Vista.

2. ROLL CALL

Roll call was taken with a quorum of the Board present.

DIRECTORS PRESENT

Mike Ti, President
Carlos Goytia, Vice President
Jeff Hanlon, Secretary/Treasurer
David De Jesus, Director
Jorge Marquez, Director
Jody Roberto, Director

STAFF PRESENT

Matthew Litchfield, General Manager
Steve Kennedy, Legal Counsel
Nadia Aguirre, Executive Board Secretary
Erika Gomez, Chief Finance Officer
Kirk Howie, Chief Administrative Officer
Steve Lang, Chief Operations Officer
Sylvie Lee, Chief Water Resources Officer
Viviana Robles, Human Resources/Risk Manager

DIRECTORS ABSENT

Bob Kuhn, Director

Other attendees present: Charley Wilson, PC Consulting, Inc.

3. PUBLIC COMMENT

President Ti opened public comment and there was none.

4. BOARD OF DIRECTORS WORKSHOP

Salary Ranges

The salary ranges review proposes updates to TVMWD's total compensation framework. Key recommendations include reducing the salary range spread from 60% to 40% to align with market standards, updating the benchmark compensation point from the mid-average to the maximum-average point, and conducting market surveys every three years. The

proposal introduces a tier-based adjustment system for classifications below market rate and guidelines for adjusting positions that exceed or fall behind market benchmarks. Several job classifications were identified for adjustments based on market comparisons, and staff will present the finalized salary range recommendations and compensation survey parameters to the Board for approval in January 2026. The board expressed their appreciation of the staff's work and the importance of retaining talented employees while being fiscally responsible.

Benefits Review

Updates to the proposed Other Post-Employment Benefits (OPEB) program were reviewed. Currently, retirees qualify for medical coverage at age 50 with at least 10 years of service, with benefits capped at \$600 per month. The proposal increases the District's contribution to \$1,000 per month, with a built-in escalating COLA of 2.5% annually until capped at \$1,800, while maintaining the existing vesting schedule. This adjustment aims to align benefits with modern healthcare costs and inflation trends while ensuring long-term fiscal sustainability. Actuarial projections indicate that the District's strong funding position and prefunded trust can comfortably support the proposed enhancements. Staff will return with a draft policy revision and updated actuarial analysis for Board consideration in January 2026.


5. ADJOURNMENT

President Ti adjourned the Special Board of Directors Meeting Workshop at 11:34 a.m. to the next regular board meeting scheduled for Wednesday, November 5, 2025.

Mike Ti
President, Board of Directors

Recorded by: Nadia Aguirre
Executive Board Secretary

**BOARD INFORMATION****BOARD OF DIRECTORS
STAFF REPORT**

To: TVMWD Board of Directors
From: Matthew H. Litchfield, General Manager 
Date: November 19, 2025
Subject: Change in Cash and Cash Equivalents Report

Staff Recommendation

No Action Necessary – Informational Item Only

Discussion

Attached for review is the Change in Cash and Cash Equivalents Report for the period ending October 31, 2025.

The Change in Cash and Cash Equivalents reports cash receipts, cash payments, and net changes in cash resulting from operations, investing, and financing activities. This report demonstrates where the cash came from, how the cash was used, and how much the change in cash was during the month.

Fiscal Impact

None

Environmental Impact

None

Strategic Plan Objective(s)

2.1 – Financial Stability

Attachment(s)

Exhibit A – Change in Cash and Cash Equivalents Report

Meeting History

None

NA/BA





CHANGE IN CASH AND CASH EQUIVALENTS REPORT

October 1 through October 31, 2025

		<u>CASH</u>	<u>CASH EQUIVALENTS</u>
SUMMARY 10/31/2025			
	Petty Cash	6,000.00	
	Local Agency Investment Fund		1,850,224.69
	California Asset Management Program (CAMP)		2,955,604.61
	General Checking	465,607.76	
	TOTAL CASH IN BANKS & ON HAND	<u>\$ 471,607.76</u>	<u>\$ 4,805,829.30</u>
	TOTAL CASH IN BANKS & ON HAND 10/31/25	471,607.76	4,805,829.30
	TOTAL CASH IN BANKS & ON HAND 09/30/25	1,345,241.76	3,981,815.80
	PERIOD INCREASE/(DECREASE)	<u>\$ (873,634.00)</u>	<u>\$ 824,013.50</u>
CHANGE IN CASH POSITION DUE TO:			
	Water Sales/Charges Revenue	8,258,437.51	
	Subvention/RTS Standby Charge Revenue		
	Hydroelectric Revenue		
	Other Revenue	3,104.38	
	Investment Xfer From Chandler Asset Mgt		
	LAIF Quarterly Interest		13,357.62
	California Asset Mgmt Program Interest		10,655.88
	Transfer to/from CAMP		
	Transfer to/from LAIF		800,000.00
	INFLOWS	<u>8,261,541.89</u>	<u>824,013.50</u>
	Expenditures	(8,437,286.77)	
	Current Month Outstanding Payables	201,291.16	
	Prior Month Cleared Payables	(94,740.47)	
	Bank/FSA Svc Fees		
	HRA/HSA/FSA/Dependent Care Payment	(4,439.81)	
	CalPERS Unfunded Liability /1959 Survivor Ben		
	PARS Pension Trust		
	Investment Xfer to Chandler Asset Mgt		
	Transfer to/from CAMP		
	Transfer to/from LAIF	(800,000.00)	
	OUTFLOWS	<u>(9,135,175.89)</u>	<u>-</u>
	PERIOD INCREASE/(DECREASE)	<u>(873,634.00)</u>	<u>824,013.50</u>
		\$ -	\$ -



THREE VALLEYS MUNICIPAL WATER DISTRICT
CONSOLIDATED LISTING OF INVESTMENT PORTFOLIO
 October 31, 2025

ITEM	BOOK YIELD	BOOK VALUE	PAR VALUE	MARKET VALUE
Chandler Asset Management				
ABS - Asset Backed Securities	4.48%	200,654.98	200,670.27	201,662.96
Bonds - Agency	3.94%	592,763.67	590,000.00	603,172.74
Cash	0.00%	98.19	98.19	98.19
CMO - Collateralized Mortgage Obligation	4.85%	183,808.64	190,000.00	186,728.37
Money Market Fund	3.70%	9,984.77	9,984.77	9,984.77
Supranational	3.56%	278,537.16	280,000.00	281,219.17
US Corporate	4.20%	1,230,071.42	1,235,000.00	1,241,433.59
US Treasury	3.49%	2,397,309.47	2,410,000.00	2,409,566.24
	3.82%	4,893,228.30	4,915,753.23	4,933,866.01
Local Agency Invest Fund TVMWD	4.15%	1,850,224.69	1,850,224.69	1,850,224.69
California Asset Management Program	4.26%	2,955,604.61	2,955,604.61	2,955,604.61
Reserve Fund		\$ 9,699,057.60	\$ 9,721,582.53	\$ 9,739,695.31
<hr/>				
Checking (Citizens)	0.55%	465,607.76	465,607.76	465,607.76
Petty Cash Fund	0.00%	6,000.00	6,000.00	6,000.00
Working Cash		\$ 471,607.76	\$ 471,607.76	\$ 471,607.76
<hr/>				
TOTAL PORTFOLIO	3.86%	\$ 10,170,665.36	\$ 10,193,190.29	\$ 10,211,303.07

I certify that this report accurately reflects all investments of Three Valleys Municipal Water District and that all investments and this report are in conformity with Sections 53600 et seq of the California Government Code and the District's annual statement of investment policy (Resolution 21-05-895). The District's investment program herein shown provides sufficient cash flow and liquidity to meet all budgeted expenditures for the next six months.

 MATTHEW H. LITCHFIELD, General Manager/Assistant Treasurer



MONTHLY ACCOUNT STATEMENT

Three Valleys Municipal Water District | Account #10065 | As of October 31, 2025

CHANDLER ASSET MANAGEMENT | chandlerasset.com

Chandler Team:

For questions about your account, please call (800) 317-4747,
or contact clientservice@chandlerasset.com

Custodian:

US Bank

PORTFOLIO SUMMARY

Three Valleys Municipal Water District | Account #10065 | As of October 31, 2025

Portfolio Characteristics

Average Modified Duration	2.47
Average Coupon	3.58%
Average Purchase YTM	3.82%
Average Market YTM	3.79%
Average Credit Quality*	AA
Average Final Maturity	2.81
Average Life	2.70

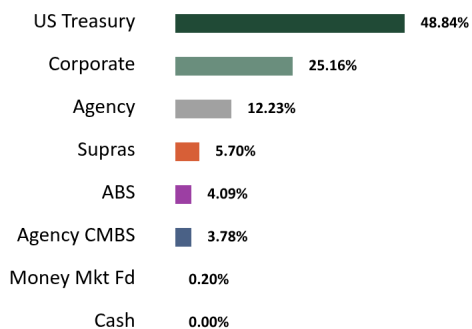
Account Summary

	End Values as of 09/30/2025	End Values as of 10/31/2025
Market Value	4,918,155.82	4,933,866.01
Accrued Interest	35,314.95	37,561.86
Total Market Value	4,953,470.77	4,971,427.87
Income Earned	18,619.51	15,361.28
Cont/WD	0.00	0.00
Par	4,905,057.46	4,915,753.23
Book Value	4,881,866.05	4,893,228.30
Cost Value	4,857,030.69	4,867,689.07

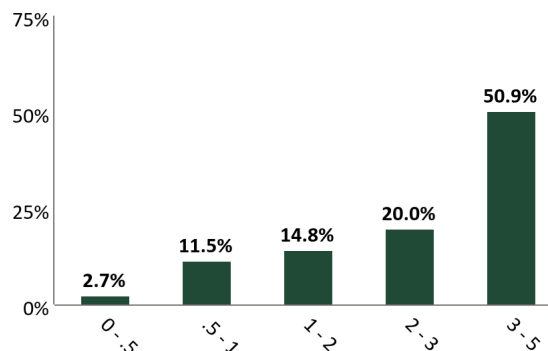
Top Issuers

United States	48.84%
Federal Home Loan Banks	6.13%
Farm Credit System	4.78%
FHLMC	3.78%
International Bank for Recon and Dev	2.44%
Inter-American Development Bank	2.43%
Berkshire Hathaway Inc.	1.79%
Deere & Company	1.78%

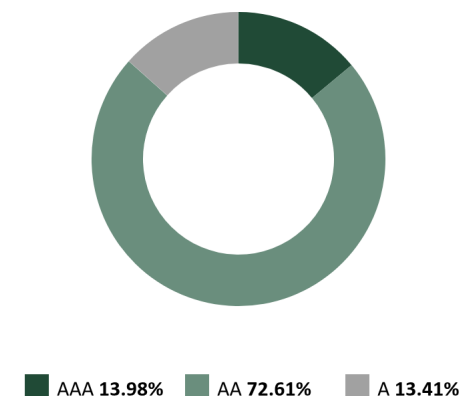
Sector Allocation



Maturity Distribution



Credit Quality*



Performance Review

Total Rate of Return**	1M	3M	YTD	1YR	2YRS	3YRS	5YRS	10YRS	Since Inception (05/01/09)
Three Valleys Municipal WD	0.37%	1.72%	5.30%	5.60%	6.08%	5.03%	1.61%	2.05%	2.04%
Benchmark Return	0.37%	1.66%	4.96%	5.28%	5.72%	4.62%	1.23%	1.71%	1.71%

*The average credit quality is a weighted average calculation of the highest of S&P, Moody's and Fitch.

**Periods over 1 year are annualized.

Benchmark: ICE BofA 1-5 Year Unsubordinated US Treasury & Agency Index

STATEMENT OF COMPLIANCE

Three Valleys Municipal Water District | Account #10065 | As of October 31, 2025

Rules Name	Limit	Actual	Compliance Status	Notes
AGENCY MORTGAGE SECURITIES (CMOS)				
Max % (MV)	20.0	3.8	Compliant	
Max Maturity (Years)	5.0	2.9	Compliant	
Min Rating (AA- by 1)	0.0	0.0	Compliant	
ASSET-BACKED SECURITIES (ABS)				
Max % (MV; Non Agency ABS & MBS)	20.0	4.1	Compliant	
Max % Issuer (MV)	5.0	0.6	Compliant	
Max Maturity (Years)	5	4	Compliant	
Min Rating (AA- by 1)	0.0	0.0	Compliant	
BANKERS' ACCEPTANCES				
Max % (MV)	40.0	0.0	Compliant	
Max % Issuer (MV)	5.0	0.0	Compliant	
Max Maturity (Days)	180	0.0	Compliant	
Min Rating (A- by 1)	0.0	0.0	Compliant	
COMMERCIAL PAPER				
Max % (MV)	25.0	0.0	Compliant	
Max % Issuer (MV)	5.0	0.0	Compliant	
Max Maturity (Days)	270	0.0	Compliant	
Min Rating (A-1 by 1)	0.0	0.0	Compliant	
CORPORATE MEDIUM TERM NOTES				
Max % (MV)	30.0	25.2	Compliant	
Max % Issuer (MV)	5.0	1.8	Compliant	
Max Maturity (Years)	5	4	Compliant	
Min Rating (A- by 1)	0.0	0.0	Compliant	
FEDERAL AGENCIES				
Max % (MV)	100.0	12.2	Compliant	
Max Maturity (Years)	5	3	Compliant	
LOCAL AGENCY INVESTMENT FUND (LAIF)				
Max Concentration (MV)	75.0	0.0	Compliant	
MONEY MARKET MUTUAL FUNDS				
Max % (MV)	20.0	0.2	Compliant	
Max % Issuer (MV)	20.0	0.2	Compliant	
Min Rating (AAA by 2)	0.0	0.0	Compliant	
MORTGAGE-BACKED SECURITIES (NON-AGENCY)				

STATEMENT OF COMPLIANCE

Three Valleys Municipal Water District | Account #10065 | As of October 31, 2025

Rules Name	Limit	Actual	Compliance Status	Notes
Max % (MV)	20.0	0.0	Compliant	
Max % Issuer (MV)	5.0	0.0	Compliant	
Max Maturity (Years)	5.0	0.0	Compliant	
Min Rating (AA- by 1)	0.0	0.0	Compliant	
MUNICIPAL SECURITIES (CA, LOCAL AGENCY)				
Max % (MV)	100.0	0.0	Compliant	
Max % Issuer (MV)	5.0	0.0	Compliant	
Max Maturity (Years)	5.0	0.0	Compliant	
NEGOTIABLE CERTIFICATES OF DEPOSIT (NCD)				
Max % (MV)	30.0	0.0	Compliant	
Max % Issuer (MV)	5.0	0.0	Compliant	
Max Maturity (Years)	5	0.0	Compliant	
Min Rating (A- by 1)	0.0	0.0	Compliant	
SUPRANATIONAL OBLIGATIONS				
Max % (MV)	30.0	5.7	Compliant	
Max % Issuer (MV)	10.0	2.4	Compliant	
Max Maturity (Years)	5	3	Compliant	
Min Rating (AA- by 1)	0.0	0.0	Compliant	
TIME DEPOSITS/CERTIFICATES OF DEPOSIT				
Max % Issuer (MV)	5.0	0.0	Compliant	
Max Maturity (Years)	5.0	0.0	Compliant	
U.S. TREASURIES				
Max % (MV)	100.0	48.8	Compliant	
Max Maturity (Years)	5	5	Compliant	

RECONCILIATION SUMMARY

Three Valleys Municipal Water District | Account #10065 | As of October 31, 2025

Maturities / Calls

Month to Date	0.00
Fiscal Year to Date	(30,000.00)

Principal Paydowns

Month to Date	(3,466.42)
Fiscal Year to Date	(15,580.96)

Purchases

Month to Date	187,116.64
Fiscal Year to Date	609,928.27

Sales

Month to Date	(171,890.71)
Fiscal Year to Date	(511,888.63)

Interest Received

Month to Date	12,032.89
Fiscal Year to Date	56,650.43

Purchased / Sold Interest

Month to Date	221.31
Fiscal Year to Date	(1,916.45)

Accrual Activity Summary

	Month to Date	Fiscal Year to Date (07/01/2025)
Beginning Book Value	4,881,866.05	4,843,140.74
Maturities/Calls	0.00	(30,000.00)
Principal Paydowns	(3,466.42)	(15,580.96)
Purchases	187,116.64	609,928.27
Sales	(171,890.71)	(511,888.63)
Change in Cash, Payables, Receivables	46.98	41.97
Amortization/Accretion	860.17	3,460.03
Realized Gain (Loss)	(1,304.42)	(5,873.13)
Ending Book Value	4,893,228.30	4,893,228.30

Fair Market Activity Summary

	Month to Date	Fiscal Year to Date (07/01/2025)
Beginning Market Value	4,918,155.82	4,857,616.18
Maturities/Calls	0.00	(30,000.00)
Principal Paydowns	(3,466.42)	(15,580.96)
Purchases	187,116.64	609,928.27
Sales	(171,890.71)	(511,888.63)
Change in Cash, Payables, Receivables	46.98	41.97
Amortization/Accretion	860.17	3,460.03
Change in Net Unrealized Gain (Loss)	4,347.94	26,162.28
Realized Gain (Loss)	(1,304.42)	(5,873.13)
Ending Market Value	4,933,866.01	4,933,866.01

HOLDINGS REPORT



Three Valleys Municipal Water District | Account #10065 | As of October 31, 2025

Cusip	Security Description	Par Value/ Units	Purchase Date Purchase Yield	Cost Value Book Value	Mkt Price Mkt YTM	Market Value Accrued Int.	% of Port. Gain/Loss	Moody's/ S&P/ Fitch	Maturity Duration
ABS									
89238FAD5	TAOT 2022-B A3 2.93 09/15/2026	17.98	04/07/2022 3.09%	17.98 17.98	99.94 4.82%	17.96 0.02	0.00% (0.01)	Aaa/AAA NA	0.87 0.03
47800AAC4	JDOT 2022-B A3 3.74 02/16/2027	4,339.66	07/12/2022 3.77%	4,339.24 4,339.56	99.89 4.36%	4,334.96 7.21	0.09% (4.59)	Aaa/NA AAA	1.30 0.18
47800BAC2	JDOT 2022-C A3 5.09 06/15/2027	11,312.64	10/12/2022 3.29%	11,311.76 11,312.35	100.30 4.12%	11,346.35 25.59	0.23% 34.00	Aaa/NA AAA	1.62 0.29
05594HAD5	BMWLT 2025-2 A3 3.97 09/25/2028	25,000.00	10/08/2025 4.32%	24,999.93 24,999.93	99.94 4.04%	24,985.00 44.11	0.51% (14.93)	NA/AAA AAA	2.90 1.67
43813YAC6	HAROT 2024-3 A3 4.57 03/21/2029	30,000.00	08/09/2024 4.66%	29,995.29 29,996.52	100.64 4.01%	30,192.72 38.08	0.61% 196.20	Aaa/NA AAA	3.39 1.06
58768YAD7	MBALT 2025-A A3 4.61 04/16/2029	25,000.00	05/14/2025 4.66%	24,996.95 24,997.30	101.17 4.05%	25,293.08 51.22	0.51% 295.77	NA/AAA AAA	3.46 1.92
89239TAD4	TAOT 2024-D A3 4.4 06/15/2029	15,000.00	10/10/2024 4.51%	14,999.16 14,999.35	100.48 4.05%	15,072.32 29.33	0.31% 72.97	Aaa/AAA NA	3.62 1.22
34535VAD6	FORDO 2024-D A3 4.61 08/15/2029	30,000.00	11/19/2024 4.66%	29,999.04 29,999.23	101.01 3.95%	30,302.91 61.47	0.61% 303.68	Aaa/NA AAA	3.79 1.43
44935CAD3	HART 2025-A A3 4.32 10/15/2029	30,000.00	03/04/2025 4.84%	29,995.58 29,996.20	100.61 4.00%	30,183.51 57.60	0.61% 187.31	NA/AAA AAA	3.96 1.69
89231GAD0	TAOT 2025-D A3 3.84 06/17/2030	30,000.00	10/15/2025 4.27%	29,996.55 29,996.57	99.78 3.97%	29,934.15 25.60	0.61% (62.42)	NA/AAA AAA	4.63 2.22
Total ABS		200,670.27	4.48%	200,651.48 200,654.98	100.50 4.02%	201,662.96 340.25	4.09% 1,007.98		3.54 1.52
AGENCY									
3135G06G3	FEDERAL NATIONAL MORTGAGE ASSOCIATION 0.5 11/07/2025	65,000.00	11/09/2020 0.57%	64,767.30 64,999.23	99.96 4.11%	64,973.87 157.08	1.32% (25.36)	Aa1/AA+ AA+	0.02 0.01
3130ATS57	FEDERAL HOME LOAN BANKS 4.5 03/10/2028	60,000.00	04/06/2023 3.51%	62,670.00 61,278.51	101.94 3.63%	61,166.52 382.50	1.24% (111.99)	Aa1/AA+ AA+	2.36 2.21
3130AWTR1	FEDERAL HOME LOAN BANKS 4.375 09/08/2028	100,000.00	09/12/2023 4.49%	99,493.50 99,710.17	102.04 3.61%	102,040.90 644.10	2.07% 2,330.73	Aa1/AA+ AA+	2.86 2.65
3133EPWK7	FEDERAL FARM CREDIT BANKS FUNDING CORP 4.5 09/22/2028	130,000.00	09/27/2023 4.76%	128,515.40 129,139.08	102.33 3.64%	133,022.63 633.75	2.70% 3,883.55	Aa1/AA+ AA+	2.90 2.68
3133EPC45	FEDERAL FARM CREDIT BANKS FUNDING CORP 4.625 11/13/2028	100,000.00	11/27/2023 4.46%	100,716.00 100,437.82	102.60 3.71%	102,603.50 2,158.33	2.08% 2,165.68	Aa1/AA+ AA+	3.04 2.75

HOLDINGS REPORT



Three Valleys Municipal Water District | Account #10065 | As of October 31, 2025

Cusip	Security Description	Par Value/ Units	Purchase Date Purchase Yield	Cost Value Book Value	Mkt Price Mkt YTM	Market Value Accrued Int.	% of Port. Gain/Loss	Moody's/ S&P/ Fitch	Maturity Duration
3130AXQK7	FEDERAL HOME LOAN BANKS 4.75 12/08/2028	80,000.00	-- 4.03%	82,524.30 81,602.40	103.22 3.64%	82,573.20 1,509.44	1.67% 970.80	Aa1/AA+ AA+	3.10 2.82
3130B1BC0	FEDERAL HOME LOAN BANKS 4.625 06/08/2029	55,000.00	06/18/2024 4.29%	55,822.80 55,596.46	103.26 3.65%	56,792.12 1,010.43	1.15% 1,195.66	Aa1/AA+ AA+	3.60 3.24
Total Agency		590,000.00	3.94%	594,509.30 592,763.67	102.24 3.70%	603,172.74 6,495.64	12.23% 10,409.07		2.64 2.42

AGENCY CMBS

3137FETN0	FHMS K-073 A2 3.35 01/25/2028	50,000.00	07/10/2023 4.75%	47,339.84 48,711.46	98.82 3.86%	49,407.95 139.58	1.00% 696.49	Aa1/AA+ AAA	2.24 2.01
3137FG6X8	FHMS K-077 A2 3.85 05/25/2028	90,000.00	05/24/2023 4.65%	88,347.66 89,161.88	99.81 3.85%	89,827.92 288.75	1.82% 666.04	Aa1/AA+ AAA	2.57 2.32
3137H4BY5	FHMS K-746 A2 2.031 09/25/2028	50,000.00	10/26/2023 5.31%	43,060.55 45,935.30	94.99 3.88%	47,492.50 84.63	0.96% 1,557.20	Aa1/AA+ AAA	2.90 2.71
Total Agency CMBS		190,000.00	4.85%	178,748.05 183,808.64	98.32 3.86%	186,728.37 512.96	3.78% 2,919.73		2.56 2.34

CASH

CCYUSD	Receivable	98.19	--	98.19 98.19	1.00 0.00%	98.19 0.00	0.00% 0.00	Aaa/AAA AAA	0.00 0.00
Total Cash		98.19		98.19 98.19	1.00 0.00%	98.19 0.00	0.00% 0.00		0.00 0.00

CORPORATE

023135BX3	AMAZON.COM INC 1.0 05/12/2026	25,000.00	05/26/2021 0.97%	25,040.25 25,003.66	98.49 3.92%	24,623.65 117.36	0.50% (380.01)	A1/AA AA-	0.53 0.51
931142ERO	WALMART INC 1.05 09/17/2026	10,000.00	09/08/2021 1.09%	9,981.10 9,996.69	97.64 3.82%	9,764.12 12.83	0.20% (232.57)	Aa2/AA AA	0.88 0.85
437076CV2	HOME DEPOT INC 4.95 09/30/2026	55,000.00	12/21/2023 4.41%	55,747.45 55,230.81	100.86 3.98%	55,471.57 234.44	1.12% 240.76	A2/A A	0.91 0.80
24422EVW6	JOHN DEERE CAPITAL CORP 1.3 10/13/2026	90,000.00	04/21/2022 3.29%	82,534.50 88,417.24	97.73 3.77%	87,957.90 58.50	1.78% (459.34)	A1/A A+	0.95 0.92
87612EBM7	TARGET CORP 1.95 01/15/2027	25,000.00	01/19/2022 1.99%	24,957.50 24,989.71	97.80 3.84%	24,450.50 143.54	0.50% (539.21)	A2/A A	1.21 1.16
084664CZ2	BERKSHIRE HATHAWAY FINANCE CORP 2.3 03/15/2027	90,000.00	-- 2.70%	88,360.10 89,542.04	98.01 3.80%	88,210.98 264.50	1.79% (1,331.06)	Aa2/AA A+	1.37 1.32

HOLDINGS REPORT



Three Valleys Municipal Water District | Account #10065 | As of October 31, 2025

Cusip	Security Description	Par Value/ Units	Purchase Date Purchase Yield	Cost Value Book Value	Mkt Price Mkt YTM	Market Value Accrued Int.	% of Port. Gain/Loss	Moody's/ S&P/ Fitch	Maturity Duration
09247XAN1	BLACKROCK FINANCE INC 3.2 03/15/2027	85,000.00	04/25/2022 3.40%	84,219.70 84,781.62	99.19 3.81%	84,314.56 347.56	1.71% (467.06)	Aa3/AA- NA	1.37 1.32
023135CF1	AMAZON.COM INC 3.3 04/13/2027	30,000.00	04/11/2022 3.34%	29,938.20 29,982.13	99.28 3.82%	29,783.91 49.50	0.60% (198.22)	A1/AA AA-	1.45 1.39
665859AW4	NORTHERN TRUST CORP 4.0 05/10/2027	70,000.00	09/28/2022 4.70%	67,975.60 69,332.42	100.12 3.92%	70,084.70 1,330.00	1.42% 752.28	A2/A+ A+	1.52 1.36
037833ET3	APPLE INC 4.0 05/10/2028	10,000.00	05/08/2023 4.04%	9,980.70 9,990.27	100.52 3.78%	10,051.70 190.00	0.20% 61.43	Aaa/AA+ NA	2.53 2.26
341081GN1	FLORIDA POWER & LIGHT CO 4.4 05/15/2028	60,000.00	06/15/2023 4.69%	59,248.80 59,611.61	101.04 3.96%	60,624.24 1,217.33	1.23% 1,012.63	Aa2/A+ AA-	2.54 2.19
58933YBH7	MERCK & CO INC 4.05 05/17/2028	15,000.00	05/08/2023 4.07%	14,987.85 14,993.83	100.51 3.84%	15,075.84 276.75	0.31% 82.01	Aa3/A+ NA	2.54 2.28
74340XCG4	PROLOGIS LP 4.875 06/15/2028	60,000.00	09/27/2023 5.59%	58,248.00 59,025.76	102.18 3.99%	61,308.96 1,105.00	1.24% 2,283.20	A2/A NA	2.62 2.33
438516CL8	HONEYWELL INTERNATIONAL INC 4.25 01/15/2029	55,000.00	01/17/2024 4.43%	54,556.15 54,714.89	100.52 4.07%	55,286.50 688.26	1.12% 571.60	A2/A A	3.21 2.86
69371RS80	PACCAR FINANCIAL CORP 4.6 01/31/2029	60,000.00	01/24/2024 4.64%	59,902.20 59,936.46	102.06 3.92%	61,235.34 697.67	1.24% 1,298.88	A1/A+ NA	3.25 2.96
06051GHG7	BANK OF AMERICA CORP 3.97 03/05/2029	45,000.00	03/25/2024 5.20%	43,054.64 43,844.14	99.60 4.46%	44,821.31 277.90	0.91% 977.17	A1/A- AA-	3.34 2.20
89115A2Y7	TORONTO-DOMINION BANK 4.994 04/05/2029	55,000.00	07/08/2024 4.99%	54,997.80 54,998.41	102.55 4.18%	56,403.38 198.37	1.14% 1,404.97	A2/A- AA-	3.43 3.12
46647PAX4	JPMORGAN CHASE & CO 4.452 12/05/2029	70,000.00	12/09/2024 4.72%	69,325.20 69,476.29	100.84 4.47%	70,589.33 1,263.87	1.43% 1,113.04	A1/A AA-	4.10 2.81
91324PFG2	UNITEDHEALTH GROUP INC 4.8 01/15/2030	60,000.00	01/28/2025 4.84%	59,883.60 59,901.33	102.31 4.19%	61,388.16 848.00	1.24% 1,486.83	A2/A+ A	4.21 3.66
63743HFX5	NATIONAL RURAL UTILITIES COOPERATIVE FINANCE CORP 4.95 02/07/2030	60,000.00	-- 4.87%	60,186.20 60,171.82	102.92 4.19%	61,750.32 693.00	1.25% 1,578.50	A2/NA A	4.27 3.71
756109BR4	REALTY INCOME CORP 4.85 03/15/2030	60,000.00	07/14/2025 4.53%	60,778.20 60,726.64	102.51 4.21%	61,506.24 371.83	1.25% 779.60	A3/A- NA	4.37 3.75
571748CA8	MARSH & MCLENNAN COMPANIES INC 4.65 03/15/2030	60,000.00	07/21/2025 4.39%	60,637.20 60,598.26	101.65 4.23%	60,992.52 356.50	1.24% 394.26	A3/A- A-	4.37 3.83
857477DB6	STATE STREET CORP 4.834 04/24/2030	60,000.00	06/23/2025 4.49%	60,872.40 60,807.00	102.71 4.16%	61,626.54 56.40	1.25% 819.54	Aa3/A AA-	4.48 3.93

HOLDINGS REPORT



Three Valleys Municipal Water District | Account #10065 | As of October 31, 2025

Cusip	Security Description	Par Value/ Units	Purchase Date Purchase Yield	Cost Value Book Value	Mkt Price Mkt YTM	Market Value Accrued Int.	% of Port. Gain/Loss	Moody's/ S&P/ Fitch	Maturity Duration
06051GHV4	BANK OF AMERICA CORP 3.194 07/23/2030	25,000.00	08/25/2025 4.61%	23,959.50 23,998.40	96.45 4.46%	24,111.33 217.37	0.49% 112.92	A1/A- AA-	4.73 3.43
Total Corporate		1,235,000.00	4.20%	1,219,372.84 1,230,071.42	100.55 4.04%	1,241,433.59 11,016.49	25.16% 11,362.17		2.74 2.36

MONEY MARKET
FUND

31846V203	FIRST AMER:GVT OBLG Y	9,984.77	-- 3.70%	9,984.77 9,984.77	1.00 3.66%	9,984.77 0.00	0.20% 0.00	Aaa/ AAAm AAA	0.00 0.00
Total Money Market Fund		9,984.77	3.70%	9,984.77 9,984.77	1.00 3.66%	9,984.77 0.00	0.20% 0.00		0.00 0.00

SUPRANATIONAL

4581X0DV7	INTER-AMERICAN DEVELOPMENT BANK 0.875 04/20/2026	60,000.00	04/13/2021 0.97%	59,725.20 59,974.42	98.59 3.98%	59,151.78 16.04	1.20% (822.64)	Aaa/AAA NA	0.47 0.46
459058KT9	INTERNATIONAL BANK FOR RECONSTRUCTION AND DEVELOPM 3.5 07/12/2028	35,000.00	08/25/2023 4.56%	33,397.70 34,113.74	99.61 3.65%	34,863.64 370.90	0.71% 749.90	Aaa/AAA NA	2.70 2.52
45950KDD9	INTERNATIONAL FINANCE CORP 4.5 07/13/2028	40,000.00	07/06/2023 4.53%	39,955.60 39,976.06	102.17 3.65%	40,866.80 540.00	0.83% 890.74	Aaa/AAA NA	2.70 2.49
4581X0EN4	INTER-AMERICAN DEVELOPMENT BANK 4.125 02/15/2029	60,000.00	02/15/2024 4.32%	59,467.20 59,648.50	101.38 3.67%	60,826.86 522.50	1.23% 1,178.36	Aaa/AAA NA	3.29 3.02
459058LN1	INTERNATIONAL BANK FOR RECONSTRUCTION AND DEVELOPM 3.875 10/16/2029	85,000.00	10/08/2024 3.93%	84,778.15 84,824.44	100.60 3.71%	85,510.09 136.85	1.73% 685.65	Aaa/AAA NA	3.96 3.63
Total Supranational		280,000.00	3.56%	277,323.85 278,537.16	100.45 3.74%	281,219.17 1,586.29	5.70% 2,682.01		2.74 2.53

US TREASURY

91282CCP4	UNITED STATES TREASURY 0.625 07/31/2026	125,000.00	08/25/2021 0.82%	123,813.48 124,820.70	97.71 3.79%	122,133.75 197.44	2.48% (2,686.95)	Aa1/AA+ AA+	0.75 0.73
9128282A7	UNITED STATES TREASURY 1.5 08/15/2026	125,000.00	09/16/2021 0.83%	129,057.62 125,649.49	98.26 3.78%	122,823.88 397.42	2.49% (2,825.62)	Aa1/AA+ AA+	0.79 0.76

HOLDINGS REPORT



Three Valleys Municipal Water District | Account #10065 | As of October 31, 2025

Cusip	Security Description	Par Value/ Units	Purchase Date Purchase Yield	Cost Value Book Value	Mkt Price Mkt YTM	Market Value Accrued Int.	% of Port. Gain/Loss	Moody's/ S&P/ Fitch	Maturity Duration
91282CDG3	UNITED STATES TREASURY 1.125 10/31/2026	150,000.00	-- 1.84%	145,220.70 148,973.16	97.47 3.74%	146,209.05 4.66	2.96% (2,764.11)	Aa1/AA+ AA+	1.00 0.97
91282CMH1	UNITED STATES TREASURY 4.125 01/31/2027	60,000.00	02/10/2025 4.25%	59,857.03 59,909.33	100.50 3.70%	60,302.34 625.48	1.22% 393.01	Aa1/AA+ AA+	1.25 1.19
91282CEF4	UNITED STATES TREASURY 2.5 03/31/2027	90,000.00	05/25/2022 2.73%	89,050.78 89,723.81	98.41 3.67%	88,572.69 197.80	1.80% (1,151.12)	Aa1/AA+ AA+	1.41 1.36
91282CET4	UNITED STATES TREASURY 2.625 05/31/2027	150,000.00	06/21/2022 3.38%	144,855.47 148,357.40	98.45 3.65%	147,673.80 1,656.76	2.99% (683.60)	Aa1/AA+ AA+	1.58 1.51
91282CFB2	UNITED STATES TREASURY 2.75 07/31/2027	125,000.00	08/30/2022 3.29%	121,923.83 123,908.35	98.53 3.63%	123,164.13 868.72	2.50% (744.22)	Aa1/AA+ AA+	1.75 1.67
91282CGC9	UNITED STATES TREASURY 3.875 12/31/2027	125,000.00	01/30/2023 3.69%	126,049.80 125,462.03	100.58 3.59%	125,722.63 1,632.13	2.55% 260.60	Aa1/AA+ AA+	2.17 2.03
91282CHE4	UNITED STATES TREASURY 3.625 05/31/2028	70,000.00	06/15/2023 3.93%	69,042.97 69,502.20	100.07 3.59%	70,051.94 1,067.69	1.42% 549.74	Aa1/AA+ AA+	2.58 2.40
91282CHQ7	UNITED STATES TREASURY 4.125 07/31/2028	60,000.00	02/10/2025 4.29%	59,690.63 59,754.90	101.36 3.60%	60,813.30 625.48	1.23% 1,058.40	Aa1/AA+ AA+	2.75 2.55
91282CJW2	UNITED STATES TREASURY 4.0 01/31/2029	90,000.00	02/26/2024 4.31%	88,751.95 89,176.98	101.14 3.62%	91,023.03 909.78	1.84% 1,846.05	Aa1/AA+ AA+	3.25 2.99
91282CKD2	UNITED STATES TREASURY 4.25 02/28/2029	70,000.00	04/22/2024 4.67%	68,747.66 69,141.31	101.94 3.62%	71,356.25 509.53	1.45% 2,214.94	Aa1/AA+ AA+	3.33 3.06
91282CKG5	UNITED STATES TREASURY 4.125 03/31/2029	75,000.00	-- 4.48%	73,827.15 74,186.12	101.57 3.63%	76,177.73 271.98	1.54% 1,991.61	Aa1/AA+ AA+	3.41 3.15
91282CKP5	UNITED STATES TREASURY 4.625 04/30/2029	80,000.00	-- 4.64%	79,950.78 79,966.06	103.23 3.63%	82,581.28 10.22	1.67% 2,615.22	Aa1/AA+ AA+	3.50 3.21
91282CKT7	UNITED STATES TREASURY 4.5 05/31/2029	60,000.00	06/27/2024 4.30%	60,532.03 60,386.74	102.86 3.64%	61,713.30 1,136.07	1.25% 1,326.56	Aa1/AA+ AA+	3.58 3.23
91282CKX8	UNITED STATES TREASURY 4.25 06/30/2029	55,000.00	07/08/2024 4.23%	55,051.56 55,037.94	102.06 3.64%	56,134.38 787.64	1.14% 1,096.44	Aa1/AA+ AA+	3.66 3.32
91282CEV9	UNITED STATES TREASURY 3.25 06/30/2029	75,000.00	07/29/2024 4.10%	72,175.78 72,897.56	98.65 3.65%	73,989.23 821.33	1.50% 1,091.66	Aa1/AA+ AA+	3.66 3.38
91282CLC3	UNITED STATES TREASURY 4.0 07/31/2029	95,000.00	07/29/2024 4.08%	94,654.88 94,741.44	101.20 3.65%	96,142.95 960.33	1.95% 1,401.50	Aa1/AA+ AA+	3.75 3.42
91282CFJ5	UNITED STATES TREASURY 3.125 08/31/2029	135,000.00	-- 3.50%	132,698.44 133,220.69	98.11 3.66%	132,447.69 722.55	2.68% (773.00)	Aa1/AA+ AA+	3.83 3.55
91282CLN9	UNITED STATES TREASURY 3.5 09/30/2029	50,000.00	01/28/2025 4.37%	48,183.59 48,477.62	99.43 3.66%	49,712.90 153.85	1.01% 1,235.28	Aa1/AA+ AA+	3.91 3.61

HOLDINGS REPORT



Three Valleys Municipal Water District | Account #10065 | As of October 31, 2025

Cusip	Security Description	Par Value/ Units	Purchase Date Purchase Yield	Cost Value Book Value	Mkt Price Mkt YTM	Market Value Accrued Int.	% of Port. Gain/Loss	Moody's/ S&P/ Fitch	Maturity Duration
91282CLRO	UNITED STATES TREASURY 4.125 10/31/2029	60,000.00	11/19/2024 4.24%	59,707.03 59,763.16	101.69 3.67%	61,014.84 6.84	1.24% 1,251.68	Aa1/AA+ AA+	4.00 3.66
91282CMA6	UNITED STATES TREASURY 4.125 11/30/2029	70,000.00	12/18/2024 4.24%	69,641.80 69,704.64	101.71 3.67%	71,197.63 1,214.96	1.44% 1,492.99	Aa1/AA+ AA+	4.08 3.66
91282CMD0	UNITED STATES TREASURY 4.375 12/31/2029	65,000.00	12/30/2024 4.38%	64,972.07 64,976.74	102.68 3.67%	66,744.34 958.22	1.35% 1,767.60	Aa1/AA+ AA+	4.17 3.73
91282CMU2	UNITED STATES TREASURY 4.0 03/31/2030	75,000.00	04/15/2025 3.98%	75,073.24 75,065.19	101.27 3.69%	75,949.20 263.74	1.54% 884.01	Aa1/AA+ AA+	4.41 4.00
91282CMZ1	UNITED STATES TREASURY 3.875 04/30/2030	60,000.00	05/28/2025 4.07%	59,472.66 59,518.44	100.77 3.69%	60,461.70 6.42	1.23% 943.26	Aa1/AA+ AA+	4.50 4.09
91282CNK3	UNITED STATES TREASURY 3.875 06/30/2030	55,000.00	08/25/2025 3.80%	55,178.32 55,171.57	100.76 3.69%	55,418.94 718.14	1.12% 247.37	Aa1/AA+ AA+	4.66 4.18
91282CNN7	UNITED STATES TREASURY 3.875 07/31/2030	55,000.00	08/25/2025 3.80%	55,182.62 55,175.82	100.75 3.70%	55,410.36 538.60	1.12% 234.53	Aa1/AA+ AA+	4.75 4.26
91282CNX5	UNITED STATES TREASURY 3.625 08/31/2030	55,000.00	09/22/2025 3.69%	54,849.61 54,852.86	99.65 3.70%	54,806.62 341.47	1.11% (46.24)	Aa1/AA+ AA+	4.83 4.36
91282CPD7	UNITED STATES TREASURY 3.625 10/31/2030	50,000.00	10/30/2025 3.72%	49,787.11 49,787.23	99.63 3.71%	49,816.40 5.01	1.01% 29.17	Aa1/AA+ AA+	5.00 4.52
Total US Treasury		2,410,000.00	3.49%	2,387,000.59 2,397,309.47	100.01 3.67%	2,409,566.24 17,610.23	48.84% 12,256.77		2.86 2.63
Total Portfolio		4,915,753.23	3.82%	4,867,689.07 4,893,228.30	100.20 3.79%	4,933,866.01 37,561.86	100.00% 40,637.72		2.81 2.47
Total Market Value + Accrued						4,971,427.87			



TRANSACTION LEDGER

Three Valleys Municipal Water District | Account #10065 | As of October 31, 2025

Transaction Type	Settlement Date	CUSIP	Quantity	Security Description	Price	Acq/Disp Yield	Amount	Interest Pur/Sold	Total Amount	Gain/Loss
ACQUISITIONS										
Purchase	10/02/2025	31846V203	51.21	FIRST AMER:GVT OBLG Y	1.000	3.73%	(51.21)	0.00	(51.21)	0.00
Purchase	10/06/2025	31846V203	1,373.35	FIRST AMER:GVT OBLG Y	1.000	3.73%	(1,373.35)	0.00	(1,373.35)	0.00
Purchase	10/14/2025	31846V203	585.00	FIRST AMER:GVT OBLG Y	1.000	3.74%	(585.00)	0.00	(585.00)	0.00
Purchase	10/14/2025	31846V203	495.00	FIRST AMER:GVT OBLG Y	1.000	3.74%	(495.00)	0.00	(495.00)	0.00
Purchase	10/15/2025	05594HAD5	25,000.00	BMWLT 2025-2 A3 3.97 09/25/2028	100.000	4.32%	(24,999.93)	0.00	(24,999.93)	0.00
Purchase	10/15/2025	31846V203	1,947.12	FIRST AMER:GVT OBLG Y	1.000	3.78%	(1,947.12)	0.00	(1,947.12)	0.00
Purchase	10/16/2025	31846V203	1,647.30	FIRST AMER:GVT OBLG Y	1.000	3.78%	(1,647.30)	0.00	(1,647.30)	0.00
Purchase	10/20/2025	31846V203	262.50	FIRST AMER:GVT OBLG Y	1.000	3.76%	(262.50)	0.00	(262.50)	0.00
Purchase	10/21/2025	31846V203	114.25	FIRST AMER:GVT OBLG Y	1.000	3.76%	(114.25)	0.00	(114.25)	0.00
Purchase	10/22/2025	31846V203	73,894.16	FIRST AMER:GVT OBLG Y	1.000	3.75%	(73,894.16)	0.00	(73,894.16)	0.00
Purchase	10/23/2025	89231GAD0	30,000.00	TAOT 2025-D A3 3.84 06/17/2030	99.989	4.27%	(29,996.55)	0.00	(29,996.55)	0.00
Purchase	10/24/2025	31846V203	1,450.20	FIRST AMER:GVT OBLG Y	1.000	3.76%	(1,450.20)	0.00	(1,450.20)	0.00
Purchase	10/27/2025	31846V203	373.38	FIRST AMER:GVT OBLG Y	1.000	3.78%	(373.38)	0.00	(373.38)	0.00
Purchase	10/27/2025	31846V203	139.58	FIRST AMER:GVT OBLG Y	1.000	3.78%	(139.58)	0.00	(139.58)	0.00
Purchase	10/31/2025	91282CPD7	50,000.00	UNITED STATES TREASURY 3.625 10/31/2030	99.574	3.72%	(49,787.11)	0.00	(49,787.11)	0.00
Total Purchase			187,333.05				(187,116.64)	0.00	(187,116.64)	0.00
TOTAL ACQUISITIONS			187,333.05				(187,116.64)	0.00	(187,116.64)	0.00
DISPOSITIONS										
Sale	10/07/2025	31846V203	(494.69)	FIRST AMER:GVT OBLG Y	1.000	3.72%	494.69	0.00	494.69	0.00
Sale	10/15/2025	31846V203	(23,033.26)	FIRST AMER:GVT OBLG Y	1.000	3.78%	23,033.26	0.00	23,033.26	0.00
Sale	10/22/2025	91282CCF6	(75,000.00)	UNITED STATES TREASURY 0.75 05/31/2026	98.230	0.80%	73,672.85	(221.31)	73,894.16	(1,304.44)
Sale	10/23/2025	31846V203	(29,996.55)	FIRST AMER:GVT OBLG Y	1.000	3.75%	29,996.55	0.00	29,996.55	0.00
Sale	10/31/2025	31846V203	(44,693.36)	FIRST AMER:GVT OBLG Y	1.000	3.70%	44,693.36	0.00	44,693.36	0.00
Total Sale			(173,217.86)				171,890.71	(221.31)	172,112.02	(1,304.44)



TRANSACTION LEDGER

Three Valleys Municipal Water District | Account #10065 | As of October 31, 2025

Transaction Type	Settlement Date	CUSIP	Quantity	Security Description	Price	Acq/Disp Yield	Amount	Interest Pur/Sold	Total Amount	Gain/Loss
TOTAL DISPOSITIONS			(173,217.86)				171,890.71	(221.31)	172,112.02	(1,304.44)
OTHER TRANSACTIONS										
Coupon	10/01/2025	3137H4BY5	0.00	FHMS K-746 A2 2.031 09/25/2028		5.31%	84.63	0.00	84.63	0.00
Coupon	10/01/2025	3137FETN0	0.00	FHMS K-073 A2 3.35 01/25/2028		4.75%	139.58	0.00	139.58	0.00
Coupon	10/01/2025	3137FG6X8	0.00	FHMS K-077 A2 3.85 05/25/2028		4.65%	288.75	0.00	288.75	0.00
Coupon	10/05/2025	89115A2Y7	0.00	TORONTO-DOMINION BANK 4.994 04/05/2029		4.99%	1,373.35	0.00	1,373.35	0.00
Coupon	10/13/2025	023135CF1	0.00	AMAZON.COM INC 3.3 04/13/2027		3.34%	495.00	0.00	495.00	0.00
Coupon	10/13/2025	24422EVW6	0.00	JOHN DEERE CAPITAL CORP 1.3 10/13/2026		3.29%	585.00	0.00	585.00	0.00
Coupon	10/15/2025	44935CAD3	0.00	HART 2025-A A3 4.32 10/15/2029		4.84%	108.00	0.00	108.00	0.00
Coupon	10/15/2025	58768YAD7	0.00	MBALT 2025-A A3 4.61 04/16/2029		4.66%	96.04	0.00	96.04	0.00
Coupon	10/15/2025	34535VAD6	0.00	FORDO 2024-D A3 4.61 08/15/2029		4.66%	115.25	0.00	115.25	0.00
Coupon	10/15/2025	89239TAD4	0.00	TAOT 2024-D A3 4.4 06/15/2029		4.51%	55.00	0.00	55.00	0.00
Coupon	10/15/2025	47800AAC4	0.00	JDOT 2022-B A3 3.74 02/16/2027		3.77%	16.44	0.00	16.44	0.00
Coupon	10/15/2025	47800BAC2	0.00	JDOT 2022-C A3 5.09 06/15/2027		3.29%	54.18	0.00	54.18	0.00
Coupon	10/15/2025	89238FAD5	0.00	TAOT 2022-B A3 2.93 09/15/2026		3.09%	1.73	0.00	1.73	0.00
Coupon	10/15/2025	47787JAC2	0.00	JDOT 2022 A3 2.32 09/15/2026		2.34%	0.73	0.00	0.73	0.00

TRANSACTION LEDGER

Three Valleys Municipal Water District | Account #10065 | As of October 31, 2025

Transaction Type	Settlement Date	CUSIP	Quantity	Security Description	Price	Acq/ Disp Yield	Amount	Interest Pur/ Sold	Total Amount	Gain/Loss
Coupon	10/16/2025	459058LN1	0.00	INTERNATIONAL BANK FOR RECONSTRUCTION AND DEVELOPM 3.875 10/16/2029		3.93%	1,647.30	0.00	1,647.30	0.00
Coupon	10/20/2025	4581X0DV7	0.00	INTER-AMERICAN DEVELOPMENT BANK 0.875 04/20/2026		0.97%	262.50	0.00	262.50	0.00
Coupon	10/21/2025	43813YAC6	0.00	HAROT 2024-3 A3 4.57 03/21/2029		4.66%	114.25	0.00	114.25	0.00
Coupon	10/24/2025	857477DB6	0.00	STATE STREET CORP 4.834 04/24/2030		4.49%	1,450.20	0.00	1,450.20	0.00
Coupon	10/31/2025	91282CKP5	0.00	UNITED STATES TREASURY 4.625 04/30/2029		4.64%	1,850.00	0.00	1,850.00	0.00
Coupon	10/31/2025	91282CLR0	0.00	UNITED STATES TREASURY 4.125 10/31/2029		4.24%	1,237.50	0.00	1,237.50	0.00
Coupon	10/31/2025	91282CMZ1	0.00	UNITED STATES TREASURY 3.875 04/30/2030		4.07%	1,162.50	0.00	1,162.50	0.00
Coupon	10/31/2025	91282CDG3	0.00	UNITED STATES TREASURY 1.125 10/31/2026		1.84%	843.75	0.00	843.75	0.00
Total Coupon			0.00				11,981.68	0.00	11,981.68	0.00
Dividend	10/31/2025	31846V203	0.00	FIRST AMER:GVT OBLG Y		3.68%	98.19	0.00	98.19	0.00
Total Dividend			0.00				98.19	0.00	98.19	0.00
Management Fee	10/07/2025	CCYUSD	(494.69)	Cash		0.00%	(494.69)	0.00	(494.69)	0.00
Total Management Fee			(494.69)				(494.69)	0.00	(494.69)	0.00
Principal Paydown	10/15/2025	47800AAC4	936.26	JDOT 2022-B A3 3.74 02/16/2027		3.77%	936.26	--	936.26	0.00
Principal Paydown	10/15/2025	47800BAC2	1,460.54	JDOT 2022-C A3 5.09 06/15/2027		3.29%	1,460.54	--	1,460.54	(0.00)
Principal Paydown	10/15/2025	89238FAD5	692.22	TAOT 2022-B A3 2.93 09/15/2026		3.09%	692.22	--	692.22	0.00
Principal Paydown	10/15/2025	47787JAC2	377.40	JDOT 2022 A3 2.32 09/15/2026		2.34%	377.40	--	377.40	0.02



TRANSACTION LEDGER

Three Valleys Municipal Water District | Account #10065 | As of October 31, 2025

Transaction Type	Settlement Date	CUSIP	Quantity	Security Description	Price	Acq/Disp Yield	Amount	Interest Pur/Sold	Total Amount	Gain/Loss
Total Principal Paydown			3,466.42				3,466.42	--	3,466.42	0.02
TOTAL OTHER TRANSACTIONS			2,971.73				15,051.60	0.00	15,051.60	0.02

INCOME EARNED

Three Valleys Municipal Water District | Account #10065 | As of October 31, 2025

Cusip	Security Description	Trade Date Settle Date Units	Book Value: Begin Book Value: Acq Book Value: Disp Book Value: End	Prior Accrued Inc. Received Ending Accrued Total Interest	Accr. Of Discount Amort. Of Premium Net Accret/Amort Income Earned	Total Income
CASH & EQUIVALENTS						
31846V203	FIRST AMER:GVT OBLG Y	9,984.77	25,869.58 82,333.05 (98,217.86) 9,984.77	0.00 51.21 0.00 51.21	0.00 0.00 0.00 51.21	51.21
CCYUSD	Receivable	98.19	51.21 0.00 0.00 98.19	0.00 0.00 0.00 0.00	0.00 0.00 0.00 0.00	0.00
Total Cash & Equivalents		10,082.96	25,920.79 82,333.05 (98,217.86) 10,082.96	0.00 51.21 0.00 51.21	0.00 0.00 0.00 51.21	51.21
FIXED INCOME						
023135BX3	AMAZON.COM INC 1.0 05/12/2026	05/26/2021 05/28/2021 25,000.00	25,004.36 0.00 0.00 25,003.66	96.53 0.00 117.36 20.83	0.00 (0.70) (0.70) 20.13	20.13
023135CF1	AMAZON.COM INC 3.3 04/13/2027	04/11/2022 04/13/2022 30,000.00	29,981.08 0.00 0.00 29,982.13	462.00 495.00 49.50 82.50	1.05 0.00 1.05 83.55	83.55
037833ET3	APPLE INC 4.0 05/10/2028	05/08/2023 05/10/2023 10,000.00	9,989.94 0.00 0.00 9,990.27	156.67 0.00 190.00 33.33	0.33 0.00 0.33 33.66	33.66
05594HAD5	BMWLT 2025-2 A3 3.97 09/25/2028	10/08/2025 10/15/2025 25,000.00	0.00 24,999.93 0.00 24,999.93	0.00 0.00 44.11 44.11	0.00 0.00 0.00 44.11	44.11
06051GHG7	BANK OF AMERICA CORP 3.97 03/05/2029	03/25/2024 03/27/2024 45,000.00	43,802.23 0.00 0.00 43,844.14	129.03 0.00 277.90 148.88	41.91 0.00 41.91 190.78	190.78

INCOME EARNED

Three Valleys Municipal Water District | Account #10065 | As of October 31, 2025

Cusip	Security Description	Trade Date Settle Date Units	Book Value: Begin Book Value: Acq Book Value: Disp Book Value: End	Prior Accrued Inc. Received Ending Accrued Total Interest	Accr. Of Discount Amort. Of Premium Net Accret/Amort Income Earned	Total Income
06051GHV4	BANK OF AMERICA CORP 3.194 07/23/2030	08/25/2025 08/26/2025 25,000.00	23,980.40 0.00 0.00 23,998.40	150.83 0.00 217.37 66.54	18.00 0.00 18.00 84.54	84.54
084664CZ2	BERKSHIRE HATHAWAY FINANCE CORP 2.3 03/15/2027	90,000.00	89,513.59 0.00 0.00 89,542.04	92.00 0.00 264.50 172.50	28.45 0.00 28.45 200.95	200.95
09247XAN1	BLACKROCK FINANCE INC 3.2 03/15/2027	04/25/2022 04/27/2022 85,000.00	84,768.05 0.00 0.00 84,781.62	120.89 0.00 347.56 226.67	13.57 0.00 13.57 240.23	240.23
24422EVW6	JOHN DEERE CAPITAL CORP 1.3 10/13/2026	04/21/2022 04/25/2022 90,000.00	88,275.43 0.00 0.00 88,417.24	546.00 585.00 58.50 97.50	141.81 0.00 141.81 239.31	239.31
3130ATS57	FEDERAL HOME LOAN BANKS 4.5 03/10/2028	04/06/2023 04/10/2023 60,000.00	61,324.59 0.00 0.00 61,278.51	157.50 0.00 382.50 225.00	0.00 (46.09) (46.09) 178.91	178.91
3130AWTR1	FEDERAL HOME LOAN BANKS 4.375 09/08/2028	09/12/2023 09/14/2023 100,000.00	99,701.55 0.00 0.00 99,710.17	279.51 0.00 644.10 364.58	8.62 0.00 8.62 373.21	373.21
3130AXQK7	FEDERAL HOME LOAN BANKS 4.75 12/08/2028	80,000.00	81,646.24 0.00 0.00 81,602.40	1,192.78 0.00 1,509.44 316.67	0.00 (43.84) (43.84) 272.82	272.82
3130B1BC0	FEDERAL HOME LOAN BANKS 4.625 06/08/2029	06/18/2024 06/20/2024 55,000.00	55,610.52 0.00 0.00 55,596.46	798.45 0.00 1,010.43 211.98	0.00 (14.06) (14.06) 197.92	197.92
3133EPC45	FEDERAL FARM CREDIT BANKS FUNDING CORP 4.625 11/13/2028	11/27/2023 11/28/2023 100,000.00	100,450.07 0.00 0.00 100,437.82	1,772.92 0.00 2,158.33 385.42	0.00 (12.25) (12.25) 373.17	373.17

INCOME EARNED

Three Valleys Municipal Water District | Account #10065 | As of October 31, 2025

Cusip	Security Description	Trade Date Settle Date Units	Book Value: Begin Book Value: Acq Book Value: Disp Book Value: End	Prior Accrued Inc. Received Ending Accrued Total Interest	Accr. Of Discount Amort. Of Premium Net Accret/Amort Income Earned	Total Income
3133EPWK7	FEDERAL FARM CREDIT BANKS FUNDING CORP 4.5 09/22/2028	09/27/2023	129,113.81	146.25	25.27	512.77
		09/28/2023	0.00	0.00	0.00	
		130,000.00	0.00	633.75	25.27	
			129,139.08	487.50	512.77	
3135G06G3	FEDERAL NATIONAL MORTGAGE ASSOCIATION 0.5 11/07/2025	11/09/2020	64,995.27	130.00	3.96	31.04
		11/12/2020	0.00	0.00	0.00	
		65,000.00	0.00	157.08	3.96	
			64,999.23	27.08	31.04	
3137FETN0	FHMS K-073 A2 3.35 01/25/2028	07/10/2023	48,660.96	139.58	50.50	190.08
		07/13/2023	0.00	139.58	0.00	
		50,000.00	0.00	139.58	50.50	
			48,711.46	139.58	190.08	
3137FG6X8	FHMS K-077 A2 3.85 05/25/2028	05/24/2023	89,133.39	288.75	28.49	317.24
		05/30/2023	0.00	288.75	0.00	
		90,000.00	0.00	288.75	28.49	
			89,161.88	288.75	317.24	
3137H4BY5	FHMS K-746 A2 2.031 09/25/2028	10/26/2023	45,813.55	84.63	121.74	206.37
		10/31/2023	0.00	84.63	0.00	
		50,000.00	0.00	84.63	121.74	
			45,935.30	84.63	206.37	
341081GN1	FLORIDA POWER & LIGHT CO 4.4 05/15/2028	06/15/2023	59,598.61	997.33	13.00	233.00
		06/20/2023	0.00	0.00	0.00	
		60,000.00	0.00	1,217.33	13.00	
			59,611.61	220.00	233.00	
34535VAD6	FORDO 2024-D A3 4.61 08/15/2029	11/19/2024	29,999.21	61.47	0.02	115.27
		11/22/2024	0.00	115.25	0.00	
		30,000.00	0.00	61.47	0.02	
			29,999.23	115.25	115.27	
437076CV2	HOME DEPOT INC 4.95 09/30/2026	12/21/2023	55,254.50	7.56	0.00	203.18
		12/26/2023	0.00	0.00	(23.69)	
		55,000.00	0.00	234.44	(23.69)	
			55,230.81	226.88	203.18	
43813YAC6	HAROT 2024-3 A3 4.57 03/21/2029	08/09/2024	29,996.43	38.08	0.09	114.34
		08/21/2024	0.00	114.25	0.00	
		30,000.00	0.00	38.08	0.09	
			29,996.52	114.25	114.34	

INCOME EARNED

Three Valleys Municipal Water District | Account #10065 | As of October 31, 2025

Cusip	Security Description	Trade Date Settle Date Units	Book Value: Begin Book Value: Acq Book Value: Disp Book Value: End	Prior Accrued Inc. Received Ending Accrued Total Interest	Accr. Of Discount Amort. Of Premium Net Accret/Amort Income Earned	Total Income
438516CL8	HONEYWELL INTERNATIONAL INC 4.25 01/15/2029	01/17/2024 01/19/2024 55,000.00	54,707.35 0.00 0.00 54,714.89	493.47 0.00 688.26 194.79	7.55 0.00 7.55 202.34	202.34
44935CAD3	HART 2025-A A3 4.32 10/15/2029	03/04/2025 03/12/2025 30,000.00	29,996.12 0.00 0.00 29,996.20	57.60 108.00 57.60 108.00	0.08 0.00 0.08 108.08	108.08
4581X0DV7	INTER-AMERICAN DEVELOPMENT BANK 0.875 04/20/2026	04/13/2021 04/20/2021 60,000.00	59,969.75 0.00 0.00 59,974.42	234.79 262.50 16.04 43.75	4.67 0.00 4.67 48.42	48.42
4581X0EN4	INTER-AMERICAN DEVELOPMENT BANK 4.125 02/15/2029	02/15/2024 02/20/2024 60,000.00	59,639.44 0.00 0.00 59,648.50	316.25 0.00 522.50 206.25	9.07 0.00 9.07 215.32	215.32
459058KT9	INTERNATIONAL BANK FOR RECONSTRUCTION AND DEVELOPM 3.5 07/12/2028	08/25/2023 08/29/2023 35,000.00	34,085.82 0.00 0.00 34,113.74	268.82 0.00 370.90 102.08	27.92 0.00 27.92 130.00	130.00
459058LN1	INTERNATIONAL BANK FOR RECONSTRUCTION AND DEVELOPM 3.875 10/16/2029	10/08/2024 10/16/2024 85,000.00	84,820.67 0.00 0.00 84,824.44	1,509.60 1,647.30 136.85 274.55	3.77 0.00 3.77 278.32	278.32
45950KDD9	INTERNATIONAL FINANCE CORP 4.5 07/13/2028	07/06/2023 07/13/2023 40,000.00	39,975.31 0.00 0.00 39,976.06	390.00 0.00 540.00 150.00	0.75 0.00 0.75 150.75	150.75
46647PAX4	JPMORGAN CHASE & CO 4.452 12/05/2029	12/09/2024 12/10/2024 70,000.00	69,461.92 0.00 0.00 69,476.29	1,004.17 0.00 1,263.87 259.70	14.37 0.00 14.37 274.07	274.07
47787JAC2	JDOT 2022 A3 2.32 09/15/2026	03/10/2022 03/16/2022 0.00	377.37 0.00 (377.38) 0.00	0.39 0.73 0.00 0.34	0.01 0.00 0.01 0.35	0.35

INCOME EARNED

Three Valleys Municipal Water District | Account #10065 | As of October 31, 2025

Cusip	Security Description	Trade Date Settle Date Units	Book Value: Begin Book Value: Acq Book Value: Disp Book Value: End	Prior Accrued Inc. Received Ending Accrued Total Interest	Accr. Of Discount Amort. Of Premium Net Accret/Amort Income Earned	Total Income
47800AAC4	JDOT 2022-B A3 3.74 02/16/2027	07/12/2022 07/20/2022 4,339.66	5,275.78 0.00 (936.26) 4,339.56	8.77 16.44 7.21 14.88	0.03 0.00 0.03 14.91	14.91
47800BAC2	JDOT 2022-C A3 5.09 06/15/2027	10/12/2022 10/19/2022 11,312.64	12,772.84 0.00 (1,460.54) 11,312.35	28.90 54.18 25.59 50.88	0.05 0.00 0.05 50.93	50.93
571748CA8	MARSH & MCLENNAN COMPANIES INC 4.65 03/15/2030	07/21/2025 07/22/2025 60,000.00	60,610.09 0.00 0.00 60,598.26	124.00 0.00 356.50 232.50	0.00 (11.84) (11.84) 220.66	220.66
58768YAD7	MBALT 2025-A A3 4.61 04/16/2029	05/14/2025 05/21/2025 25,000.00	24,997.23 0.00 0.00 24,997.30	51.22 96.04 51.22 96.04	0.07 0.00 0.07 96.11	96.11
58933YBH7	MERCK & CO INC 4.05 05/17/2028	05/08/2023 05/17/2023 15,000.00	14,993.62 0.00 0.00 14,993.83	226.13 0.00 276.75 50.63	0.21 0.00 0.21 50.83	50.83
63743HFX5	NATIONAL RURAL UTILITIES COOPERATIVE FINANCE CORP 4.95 02/07/2030	60,000.00	60,175.32 0.00 0.00 60,171.82	445.50 0.00 693.00 247.50	0.91 (4.41) (3.50) 244.00	244.00
665859AW4	NORTHERN TRUST CORP 4.0 05/10/2027	09/28/2022 09/30/2022 70,000.00	69,295.13 0.00 0.00 69,332.42	1,096.67 0.00 1,330.00 233.33	37.29 0.00 37.29 270.62	270.62
69371RS80	PACCAR FINANCIAL CORP 4.6 01/31/2029	01/24/2024 01/31/2024 60,000.00	59,934.80 0.00 0.00 59,936.46	467.67 0.00 697.67 230.00	1.66 0.00 1.66 231.66	231.66
74340XCG4	PROLOGIS LP 4.875 06/15/2028	09/27/2023 09/29/2023 60,000.00	58,994.20 0.00 0.00 59,025.76	861.25 0.00 1,105.00 243.75	31.56 0.00 31.56 275.31	275.31

INCOME EARNED

Three Valleys Municipal Water District | Account #10065 | As of October 31, 2025

Cusip	Security Description	Trade Date Settle Date Units	Book Value: Begin Book Value: Acq Book Value: Disp Book Value: End	Prior Accrued Inc. Received Ending Accrued Total Interest	Accr. Of Discount Amort. Of Premium Net Accret/Amort Income Earned	Total Income
756109BR4	REALTY INCOME CORP 4.85 03/15/2030	07/14/2025 07/15/2025 60,000.00	60,741.30 0.00 0.00 60,726.64	129.33 0.00 371.83 242.50	0.00 (14.67) (14.67) 227.83	227.83
857477DB6	STATE STREET CORP 4.834 04/24/2030	06/23/2025 06/24/2025 60,000.00	60,822.59 0.00 0.00 60,807.00	1,264.90 1,450.20 56.40 241.70	0.00 (15.60) (15.60) 226.10	226.10
87612EBM7	TARGET CORP 1.95 01/15/2027	01/19/2022 01/24/2022 25,000.00	24,988.98 0.00 0.00 24,989.71	102.92 0.00 143.54 40.63	0.73 0.00 0.73 41.35	41.35
89115A2Y7	TORONTO-DOMINION BANK 4.994 04/05/2029	07/08/2024 07/09/2024 55,000.00	54,998.37 0.00 0.00 54,998.41	1,342.83 1,373.35 198.37 228.89	0.04 0.00 0.04 228.93	228.93
89231GAD0	TAOT 2025-D A3 3.84 06/17/2030	10/15/2025 10/23/2025 30,000.00	0.00 29,996.55 0.00 29,996.57	0.00 0.00 25.60 25.60	0.02 0.00 0.02 25.62	25.62
89238FAD5	TAOT 2022-B A3 2.93 09/15/2026	04/07/2022 04/13/2022 17.98	710.19 0.00 (692.22) 17.98	0.92 1.73 0.02 0.83	0.00 0.00 0.00 0.83	0.83
89239TAD4	TAOT 2024-D A3 4.4 06/15/2029	10/10/2024 10/17/2024 15,000.00	14,999.33 0.00 0.00 14,999.35	29.33 55.00 29.33 55.00	0.02 0.00 0.02 55.02	55.02
9128282A7	UNITED STATES TREASURY 1.5 08/15/2026	09/16/2021 09/17/2021 125,000.00	125,719.64 0.00 0.00 125,649.49	239.47 0.00 397.42 157.95	0.00 (70.15) (70.15) 87.79	87.79
91282CCF6	UNITED STATES TREASURY 0.75 05/31/2026	08/25/2021 08/26/2021 0.00	74,975.13 0.00 (74,977.29) 0.00	189.04 221.31 0.00 32.27	2.16 0.00 2.16 34.43	34.43

INCOME EARNED

Three Valleys Municipal Water District | Account #10065 | As of October 31, 2025

Cusip	Security Description	Trade Date Settle Date Units	Book Value: Begin Book Value: Acq Book Value: Disp Book Value: End	Prior Accrued Inc. Received Ending Accrued Total Interest	Accr. Of Discount Amort. Of Premium Net Accret/Amort Income Earned	Total Income
91282CCP4	UNITED STATES TREASURY 0.625 07/31/2026	08/25/2021 08/26/2021 125,000.00	124,800.27 0.00 0.00 124,820.70	131.62 0.00 197.44 65.81	20.43 0.00 20.43 86.25	86.25
91282CDG3	UNITED STATES TREASURY 1.125 10/31/2026	150,000.00	148,885.71 0.00 0.00 148,973.16	706.18 843.75 4.66 142.23	87.45 0.00 87.45 229.68	229.68
91282CEF4	UNITED STATES TREASURY 2.5 03/31/2027	05/25/2022 05/26/2022 90,000.00	89,707.19 0.00 0.00 89,723.81	6.18 0.00 197.80 191.62	16.62 0.00 16.62 208.25	208.25
91282CET4	UNITED STATES TREASURY 2.625 05/31/2027	06/21/2022 06/22/2022 150,000.00	148,269.00 0.00 0.00 148,357.40	1,323.26 0.00 1,656.76 333.50	88.40 0.00 88.40 421.91	421.91
91282CEV9	UNITED STATES TREASURY 3.25 06/30/2029	07/29/2024 07/30/2024 75,000.00	72,848.81 0.00 0.00 72,897.56	616.00 0.00 821.33 205.33	48.75 0.00 48.75 254.08	254.08
91282CFB2	UNITED STATES TREASURY 2.75 07/31/2027	08/30/2022 08/31/2022 125,000.00	123,855.22 0.00 0.00 123,908.35	579.14 0.00 868.72 289.57	53.13 0.00 53.13 342.70	342.70
91282CFJ5	UNITED STATES TREASURY 3.125 08/31/2029	135,000.00	133,181.27 0.00 0.00 133,220.69	361.27 0.00 722.55 361.27	39.43 0.00 39.43 400.70	400.70
91282CGC9	UNITED STATES TREASURY 3.875 12/31/2027	01/30/2023 01/31/2023 125,000.00	125,480.16 0.00 0.00 125,462.03	1,224.10 0.00 1,632.13 408.03	0.00 (18.13) (18.13) 389.90	389.90
91282CHE4	UNITED STATES TREASURY 3.625 05/31/2028	06/15/2023 06/16/2023 70,000.00	69,485.81 0.00 0.00 69,502.20	852.77 0.00 1,067.69 214.92	16.38 0.00 16.38 231.31	231.31

INCOME EARNED

Three Valleys Municipal Water District | Account #10065 | As of October 31, 2025

Cusip	Security Description	Trade Date Settle Date Units	Book Value: Begin Book Value: Acq Book Value: Disp Book Value: End	Prior Accrued Inc. Received Ending Accrued Total Interest	Accr. Of Discount Amort. Of Premium Net Accret/Amort Income Earned	Total Income
91282CHQ7	UNITED STATES TREASURY 4.125 07/31/2028	02/10/2025 02/11/2025 60,000.00	59,747.32 0.00 0.00 59,754.90	416.98 0.00 625.48 208.49	7.58 0.00 7.58 216.07	216.07
91282CJW2	UNITED STATES TREASURY 4.0 01/31/2029	02/26/2024 02/27/2024 90,000.00	89,155.49 0.00 0.00 89,176.98	606.52 0.00 909.78 303.26	21.49 0.00 21.49 324.76	324.76
91282CKD2	UNITED STATES TREASURY 4.25 02/28/2029	04/22/2024 04/23/2024 70,000.00	69,119.40 0.00 0.00 69,141.31	254.77 0.00 509.53 254.77	21.91 0.00 21.91 276.67	276.67
91282CKG5	UNITED STATES TREASURY 4.125 03/31/2029	75,000.00	74,165.87 0.00 0.00 74,186.12	8.50 0.00 271.98 263.48	20.25 0.00 20.25 283.73	283.73
91282CKP5	UNITED STATES TREASURY 4.625 04/30/2029	80,000.00	79,965.23 0.00 0.00 79,966.06	1,548.37 1,850.00 10.22 311.85	1.51 (0.69) 0.82 312.68	312.68
91282CKT7	UNITED STATES TREASURY 4.5 05/31/2029	06/27/2024 06/28/2024 60,000.00	60,395.92 0.00 0.00 60,386.74	907.38 0.00 1,136.07 228.69	0.00 (9.17) (9.17) 219.52	219.52
91282CKX8	UNITED STATES TREASURY 4.25 06/30/2029	07/08/2024 07/09/2024 55,000.00	55,038.82 0.00 0.00 55,037.94	590.73 0.00 787.64 196.91	0.00 (0.88) (0.88) 196.03	196.03
91282CLC3	UNITED STATES TREASURY 4.0 07/31/2029	07/29/2024 07/31/2024 95,000.00	94,735.58 0.00 0.00 94,741.44	640.22 0.00 960.33 320.11	5.86 0.00 5.86 325.97	325.97
91282CLN9	UNITED STATES TREASURY 3.5 09/30/2029	01/28/2025 01/29/2025 50,000.00	48,444.60 0.00 0.00 48,477.62	4.81 0.00 153.85 149.04	33.03 0.00 33.03 182.06	182.06

INCOME EARNED

Three Valleys Municipal Water District | Account #10065 | As of October 31, 2025

Cusip	Security Description	Trade Date Settle Date Units	Book Value: Begin Book Value: Acq Book Value: Disp Book Value: End	Prior Accrued Inc. Received Ending Accrued Total Interest	Accr. Of Discount Amort. Of Premium Net Accret/Amort Income Earned	Total Income
91282CLR0	UNITED STATES TREASURY 4.125 10/31/2029	11/19/2024 11/20/2024 60,000.00	59,758.13 0.00 0.00 59,763.16	1,035.73 1,237.50 6.84 208.60	5.03 0.00 5.03 213.63	213.63
91282CMA6	UNITED STATES TREASURY 4.125 11/30/2029	12/18/2024 12/19/2024 70,000.00	69,698.49 0.00 0.00 69,704.64	970.39 0.00 1,214.96 244.57	6.15 0.00 6.15 250.71	250.71
91282CMD0	UNITED STATES TREASURY 4.375 12/31/2029	12/30/2024 12/31/2024 65,000.00	64,976.26 0.00 0.00 64,976.74	718.67 0.00 958.22 239.56	0.47 0.00 0.47 240.03	240.03
91282CMH1	UNITED STATES TREASURY 4.125 01/31/2027	02/10/2025 02/11/2025 60,000.00	59,903.16 0.00 0.00 59,909.33	416.98 0.00 625.48 208.49	6.16 0.00 6.16 214.66	214.66
91282CMU2	UNITED STATES TREASURY 4.0 03/31/2030	04/15/2025 04/16/2025 75,000.00	75,066.44 0.00 0.00 75,065.19	8.24 0.00 263.74 255.49	0.00 (1.25) (1.25) 254.24	254.24
91282CMZ1	UNITED STATES TREASURY 3.875 04/30/2030	05/28/2025 05/29/2025 60,000.00	59,509.34 0.00 0.00 59,518.44	972.96 1,162.50 6.42 195.96	9.10 0.00 9.10 205.06	205.06
91282CNK3	UNITED STATES TREASURY 3.875 06/30/2030	08/25/2025 08/26/2025 55,000.00	55,174.69 0.00 0.00 55,171.57	538.60 0.00 718.14 179.53	0.00 (3.12) (3.12) 176.41	176.41
91282CNN7	UNITED STATES TREASURY 3.875 07/31/2030	08/25/2025 08/26/2025 55,000.00	55,178.97 0.00 0.00 55,175.82	359.07 0.00 538.60 179.53	0.00 (3.15) (3.15) 176.39	176.39
91282CNX5	UNITED STATES TREASURY 3.625 08/31/2030	09/22/2025 09/23/2025 55,000.00	54,850.28 0.00 0.00 54,852.86	170.74 0.00 341.47 170.74	2.59 0.00 2.59 173.32	173.32

INCOME EARNED

Three Valleys Municipal Water District | Account #10065 | As of October 31, 2025

Cusip	Security Description	Trade Date Settle Date Units	Book Value: Begin Book Value: Acq Book Value: Disp Book Value: End	Prior Accrued Inc. Received Ending Accrued Total Interest	Accr. Of Discount Amort. Of Premium Net Accret/Amort Income Earned	Total Income
91282CPD7	UNITED STATES TREASURY 3.625 10/31/2030	10/30/2025 10/31/2025 50,000.00	0.00 49,787.11 0.00 49,787.23	0.00 0.00 5.01 5.01	0.12 0.00 0.12 5.12	5.12
91324PFG2	UNITEDHEALTH GROUP INC 4.8 01/15/2030	01/28/2025 01/29/2025 60,000.00	59,899.34 0.00 0.00 59,901.33	608.00 0.00 848.00 240.00	1.99 0.00 1.99 241.99	241.99
931142ERO	WALMART INC 1.05 09/17/2026	09/08/2021 09/17/2021 10,000.00	9,996.37 0.00 0.00 9,996.69	4.08 0.00 12.83 8.75	0.32 0.00 0.32 9.07	9.07
Total Fixed Income		4,905,670.27	4,855,945.26 104,783.59 (78,443.69) 4,883,145.34	35,314.95 12,202.99 37,561.86 14,449.90	1,153.87 (293.69) 860.17 15,310.07	15,310.07
TOTAL PORTFOLIO		4,915,753.23	4,881,866.05 187,116.64 (176,661.55) 4,893,228.30	35,314.95 12,254.20 37,561.86 14,501.11	1,153.87 (293.69) 860.17 15,361.28	15,361.28

CASH FLOW REPORT



Three Valleys Municipal Water District | Account #10065 | As of October 31, 2025

Payment Date	Transaction Type	CUSIP	Quantity	Security Description	Principal Amount	Income	Total Amount
NOVEMBER 2025							
11/07/2025	Coupon	3135G06G3	65,000.00	FEDERAL NATIONAL MORTGAGE ASSOCIATION 0.5 11/07/2025		162.50	162.50
11/07/2025	Final Maturity	3135G06G3	65,000.00	FEDERAL NATIONAL MORTGAGE ASSOCIATION 0.5 11/07/2025	65,000.00		65,000.00
11/10/2025	Coupon	037833ET3	10,000.00	APPLE INC 4.0 05/10/2028		200.00	200.00
11/10/2025	Coupon	665859AW4	70,000.00	NORTHERN TRUST CORP 4.0 05/10/2027		1,400.00	1,400.00
11/12/2025	Coupon	023135BX3	25,000.00	AMAZON.COM INC 1.0 05/12/2026		125.00	125.00
11/13/2025	Coupon	3133EPC45	100,000.00	FEDERAL FARM CREDIT BANKS FUNDING CORP 4.625 11/13/2028		2,312.50	2,312.50
11/17/2025	Coupon	341081GN1	60,000.00	FLORIDA POWER & LIGHT CO 4.4 05/15/2028		1,320.00	1,320.00
11/17/2025	Coupon	34535VAD6	30,000.00	FORDO 2024-D A3 4.61 08/15/2029		115.25	115.25
11/17/2025	Coupon	44935CAD3	30,000.00	HART 2025-A A3 4.32 10/15/2029		108.00	108.00
11/17/2025	Coupon	47800AAC4	4,339.66	JDOT 2022-B A3 3.74 02/16/2027		13.53	13.53
11/17/2025	Principal Paydown	47800AAC4	4,339.66	JDOT 2022-B A3 3.74 02/16/2027	840.63		840.63
11/17/2025	Coupon	47800BAC2	11,312.64	JDOT 2022-C A3 5.09 06/15/2027		47.98	47.98
11/17/2025	Principal Paydown	47800BAC2	11,312.64	JDOT 2022-C A3 5.09 06/15/2027	1,193.52		1,193.52
11/17/2025	Coupon	58768YAD7	25,000.00	MBALT 2025-A A3 4.61 04/16/2029		96.04	96.04
11/17/2025	Coupon	58933YBH7	15,000.00	MERCK & CO INC 4.05 05/17/2028		303.75	303.75
11/17/2025	Coupon	89231GAD0	30,000.00	TAOT 2025-D A3 3.84 06/17/2030		77.55	77.55
11/17/2025	Coupon	89238FAD5	17.98	TAOT 2022-B A3 2.93 09/15/2026		0.04	0.04
11/17/2025	Effective Maturity	89238FAD5	17.98	TAOT 2022-B A3 2.93 09/15/2026	17.98		17.98
11/17/2025	Coupon	89239TAD4	15,000.00	TAOT 2024-D A3 4.4 06/15/2029		55.00	55.00
11/21/2025	Coupon	43813YAC6	30,000.00	HAROT 2024-3 A3 4.57 03/21/2029		114.25	114.25
11/25/2025	Coupon	05594HAD5	25,000.00	BMWLT 2025-2 A3 3.97 09/25/2028		118.89	118.89
11/25/2025	Coupon	3137FETN0	50,000.00	FHMS K-073 A2 3.35 01/25/2028		139.58	139.58
11/25/2025	Coupon	3137FG6X8	90,000.00	FHMS K-077 A2 3.85 05/25/2028		288.75	288.75
11/25/2025	Coupon	3137H4BY5	50,000.00	FHMS K-746 A2 2.031 09/25/2028		84.63	84.63
November 2025 Total					67,052.12	7,083.24	74,135.37
DECEMBER 2025							
12/01/2025	Coupon	91282CET4	150,000.00	UNITED STATES TREASURY 2.625 05/31/2027		1,968.75	1,968.75

CASH FLOW REPORT



Three Valleys Municipal Water District | Account #10065 | As of October 31, 2025

Payment Date	Transaction Type	CUSIP	Quantity	Security Description	Principal Amount	Income	Total Amount
12/01/2025	Coupon	91282CHE4	70,000.00	UNITED STATES TREASURY 3.625 05/31/2028		1,268.75	1,268.75
12/01/2025	Coupon	91282CKT7	60,000.00	UNITED STATES TREASURY 4.5 05/31/2029		1,350.00	1,350.00
12/01/2025	Coupon	91282CMA6	70,000.00	UNITED STATES TREASURY 4.125 11/30/2029		1,443.75	1,443.75
12/05/2025	Coupon	46647PAX4	70,000.00	JPMORGAN CHASE & CO 4.452 12/05/2029		1,558.20	1,558.20
12/08/2025	Coupon	3130AXQK7	80,000.00	FEDERAL HOME LOAN BANKS 4.75 12/08/2028		1,900.00	1,900.00
12/08/2025	Coupon	3130B1BC0	55,000.00	FEDERAL HOME LOAN BANKS 4.625 06/08/2029		1,271.88	1,271.88
12/15/2025	Coupon	34535VAD6	30,000.00	FORDO 2024-D A3 4.61 08/15/2029		115.25	115.25
12/15/2025	Coupon	44935CAD3	30,000.00	HART 2025-A A3 4.32 10/15/2029		108.00	108.00
12/15/2025	Coupon	47800AAC4	4,339.66	JDOT 2022-B A3 3.74 02/16/2027		10.91	10.91
12/15/2025	Principal Paydown	47800AAC4	4,339.66	JDOT 2022-B A3 3.74 02/16/2027	635.50		635.50
12/15/2025	Coupon	47800BAC2	11,312.64	JDOT 2022-C A3 5.09 06/15/2027		42.92	42.92
12/15/2025	Principal Paydown	47800BAC2	11,312.64	JDOT 2022-C A3 5.09 06/15/2027	989.66		989.66
12/15/2025	Coupon	58768YAD7	25,000.00	MBALT 2025-A A3 4.61 04/16/2029		96.04	96.04
12/15/2025	Coupon	74340XCG4	60,000.00	PROLOGIS LP 4.875 06/15/2028		1,462.50	1,462.50
12/15/2025	Coupon	89231GAD0	30,000.00	TAOT 2025-D A3 3.84 06/17/2030		105.75	105.75
12/15/2025	Coupon	89239TAD4	15,000.00	TAOT 2024-D A3 4.4 06/15/2029		55.00	55.00
12/22/2025	Coupon	43813YAC6	30,000.00	HAROT 2024-3 A3 4.57 03/21/2029		114.25	114.25
12/25/2025	Coupon	05594HAD5	25,000.00	BMWLT 2025-2 A3 3.97 09/25/2028		89.17	89.17
12/25/2025	Coupon	3137FETN0	50,000.00	FHMS K-073 A2 3.35 01/25/2028		139.58	139.58
12/25/2025	Coupon	3137FG6X8	90,000.00	FHMS K-077 A2 3.85 05/25/2028		288.75	288.75
12/25/2025	Coupon	3137H4BY5	50,000.00	FHMS K-746 A2 2.031 09/25/2028		84.63	84.63
12/31/2025	Coupon	91282CEV9	75,000.00	UNITED STATES TREASURY 3.25 06/30/2029		1,218.75	1,218.75
12/31/2025	Coupon	91282CGC9	125,000.00	UNITED STATES TREASURY 3.875 12/31/2027		2,421.88	2,421.88
12/31/2025	Coupon	91282CKX8	55,000.00	UNITED STATES TREASURY 4.25 06/30/2029		1,168.75	1,168.75
12/31/2025	Coupon	91282CMD0	65,000.00	UNITED STATES TREASURY 4.375 12/31/2029		1,421.88	1,421.88
12/31/2025	Coupon	91282CNK3	55,000.00	UNITED STATES TREASURY 3.875 06/30/2030		1,065.63	1,065.63
December 2025 Total					1,625.16	20,770.94	22,396.10
JANUARY 2026							
01/12/2026	Coupon	459058KT9	35,000.00	INTERNATIONAL BANK FOR RECONSTRUCTION AND DEVELOPM 3.5 07/12/2028		612.50	612.50

CASH FLOW REPORT



Three Valleys Municipal Water District | Account #10065 | As of October 31, 2025

Payment Date	Transaction Type	CUSIP	Quantity	Security Description	Principal Amount	Income	Total Amount
01/13/2026	Coupon	45950KDD9	40,000.00	INTERNATIONAL FINANCE CORP 4.5 07/13/2028		900.00	900.00
01/15/2026	Coupon	34535VAD6	30,000.00	FORDO 2024-D A3 4.61 08/15/2029		115.25	115.25
01/15/2026	Coupon	438516CL8	55,000.00	HONEYWELL INTERNATIONAL INC 4.25 01/15/2029		1,168.75	1,168.75
01/15/2026	Coupon	44935CAD3	30,000.00	HART 2025-A A3 4.32 10/15/2029		108.00	108.00
01/15/2026	Coupon	47800AAC4	4,339.66	JDOT 2022-B A3 3.74 02/16/2027		8.92	8.92
01/15/2026	Principal Paydown	47800AAC4	4,339.66	JDOT 2022-B A3 3.74 02/16/2027	1,056.94		1,056.94
01/15/2026	Coupon	47800BAC2	11,312.64	JDOT 2022-C A3 5.09 06/15/2027		38.72	38.72
01/15/2026	Principal Paydown	47800BAC2	11,312.64	JDOT 2022-C A3 5.09 06/15/2027	1,608.75		1,608.75
01/15/2026	Coupon	58768YAD7	25,000.00	MBALT 2025-A A3 4.61 04/16/2029		96.04	96.04
01/15/2026	Coupon	87612EBM7	25,000.00	TARGET CORP 1.95 01/15/2027		243.75	243.75
01/15/2026	Coupon	89231GAD0	30,000.00	TAOT 2025-D A3 3.84 06/17/2030		105.75	105.75
01/15/2026	Coupon	89239TAD4	15,000.00	TAOT 2024-D A3 4.4 06/15/2029		55.00	55.00
01/15/2026	Coupon	91324PFG2	60,000.00	UNITEDHEALTH GROUP INC 4.8 01/15/2030		1,440.00	1,440.00
01/21/2026	Coupon	43813YAC6	30,000.00	HAROT 2024-3 A3 4.57 03/21/2029		114.25	114.25
01/23/2026	Coupon	06051GHV4	25,000.00	BANK OF AMERICA CORP 3.194 07/23/2030		399.25	399.25
01/26/2026	Coupon	05594HAD5	25,000.00	BMWLT 2025-2 A3 3.97 09/25/2028		89.17	89.17
01/26/2026	Coupon	3137FETN0	50,000.00	FHMS K-073 A2 3.35 01/25/2028		139.58	139.58
01/26/2026	Coupon	3137FG6X8	90,000.00	FHMS K-077 A2 3.85 05/25/2028		288.75	288.75
01/26/2026	Coupon	3137H4BY5	50,000.00	FHMS K-746 A2 2.031 09/25/2028		84.63	84.63
January 2026 Total					2,665.69	6,008.32	8,674.00
FEBRUARY 2026							
02/02/2026	Coupon	69371RS80	60,000.00	PACCAR FINANCIAL CORP 4.6 01/31/2029		1,380.00	1,380.00
02/02/2026	Coupon	91282CCP4	125,000.00	UNITED STATES TREASURY 0.625 07/31/2026		390.63	390.63
02/02/2026	Coupon	91282CFB2	125,000.00	UNITED STATES TREASURY 2.75 07/31/2027		1,718.75	1,718.75
02/02/2026	Coupon	91282CHQ7	60,000.00	UNITED STATES TREASURY 4.125 07/31/2028		1,237.50	1,237.50
02/02/2026	Coupon	91282CJW2	90,000.00	UNITED STATES TREASURY 4.0 01/31/2029		1,800.00	1,800.00
02/02/2026	Coupon	91282CLC3	95,000.00	UNITED STATES TREASURY 4.0 07/31/2029		1,900.00	1,900.00
02/02/2026	Coupon	91282CMH1	60,000.00	UNITED STATES TREASURY 4.125 01/31/2027		1,237.50	1,237.50
02/02/2026	Coupon	91282CNN7	55,000.00	UNITED STATES TREASURY 3.875 07/31/2030		1,065.63	1,065.63

CASH FLOW REPORT



Three Valleys Municipal Water District | Account #10065 | As of October 31, 2025

Payment Date	Transaction Type	CUSIP	Quantity	Security Description	Principal Amount	Income	Total Amount
02/09/2026	Coupon	63743HFX5	60,000.00	NATIONAL RURAL UTILITIES COOPERATIVE FINANCE CORP 4.95 02/07/2030		1,485.00	1,485.00
02/16/2026	Coupon	34535VAD6	30,000.00	FORDO 2024-D A3 4.61 08/15/2029		115.25	115.25
02/16/2026	Coupon	44935CAD3	30,000.00	HART 2025-A A3 4.32 10/15/2029		108.00	108.00
02/16/2026	Coupon	47800AAC4	4,339.66	JDOT 2022-B A3 3.74 02/16/2027		5.63	5.63
02/16/2026	Principal Paydown	47800AAC4	4,339.66	JDOT 2022-B A3 3.74 02/16/2027	878.97		878.97
02/16/2026	Coupon	47800BAC2	11,312.64	JDOT 2022-C A3 5.09 06/15/2027		31.90	31.90
02/16/2026	Principal Paydown	47800BAC2	11,312.64	JDOT 2022-C A3 5.09 06/15/2027	1,446.05		1,446.05
02/16/2026	Coupon	58768YAD7	25,000.00	MBALT 2025-A A3 4.61 04/16/2029		96.04	96.04
02/16/2026	Coupon	89231GAD0	30,000.00	TAOT 2025-D A3 3.84 06/17/2030		105.75	105.75
02/16/2026	Coupon	89239TAD4	15,000.00	TAOT 2024-D A3 4.4 06/15/2029		55.00	55.00
02/17/2026	Coupon	4581X0EN4	60,000.00	INTER-AMERICAN DEVELOPMENT BANK 4.125 02/15/2029		1,237.50	1,237.50
02/17/2026	Coupon	9128282A7	125,000.00	UNITED STATES TREASURY 1.5 08/15/2026		937.50	937.50
02/23/2026	Coupon	43813YAC6	30,000.00	HAROT 2024-3 A3 4.57 03/21/2029		114.25	114.25
02/25/2026	Coupon	05594HAD5	25,000.00	BMWLT 2025-2 A3 3.97 09/25/2028		89.17	89.17
02/25/2026	Coupon	3137FETN0	50,000.00	FHMS K-073 A2 3.35 01/25/2028		139.58	139.58
02/25/2026	Coupon	3137FG6X8	90,000.00	FHMS K-077 A2 3.85 05/25/2028		288.75	288.75
02/25/2026	Coupon	3137H4BY5	50,000.00	FHMS K-746 A2 2.031 09/25/2028		84.63	84.63
February 2026 Total					2,325.03	15,623.95	17,948.98
MARCH 2026							
03/02/2026	Coupon	91282CFJ5	135,000.00	UNITED STATES TREASURY 3.125 08/31/2029		2,109.38	2,109.38
03/02/2026	Coupon	91282CKD2	70,000.00	UNITED STATES TREASURY 4.25 02/28/2029		1,487.50	1,487.50
03/02/2026	Coupon	91282CNX5	55,000.00	UNITED STATES TREASURY 3.625 08/31/2030		996.88	996.88
03/05/2026	Coupon	06051GHG7	45,000.00	BANK OF AMERICA CORP 3.97 03/05/2029		893.25	893.25
03/09/2026	Coupon	3130AWTR1	100,000.00	FEDERAL HOME LOAN BANKS 4.375 09/08/2028		2,187.50	2,187.50
03/10/2026	Coupon	3130ATS57	60,000.00	FEDERAL HOME LOAN BANKS 4.5 03/10/2028		1,350.00	1,350.00
03/16/2026	Coupon	084664CZ2	90,000.00	BERKSHIRE HATHAWAY FINANCE CORP 2.3 03/15/2027		1,035.00	1,035.00
03/16/2026	Coupon	09247XAN1	85,000.00	BLACKROCK FINANCE INC 3.2 03/15/2027		1,360.00	1,360.00
03/16/2026	Coupon	34535VAD6	30,000.00	FORDO 2024-D A3 4.61 08/15/2029		115.25	115.25

CASH FLOW REPORT



Three Valleys Municipal Water District | Account #10065 | As of October 31, 2025

Payment Date	Transaction Type	CUSIP	Quantity	Security Description	Principal Amount	Income	Total Amount
03/16/2026	Coupon	44935CAD3	30,000.00	HART 2025-A A3 4.32 10/15/2029		108.00	108.00
03/16/2026	Coupon	47800AAC4	4,339.66	JDOT 2022-B A3 3.74 02/16/2027		2.89	2.89
03/16/2026	Principal Paydown	47800AAC4	4,339.66	JDOT 2022-B A3 3.74 02/16/2027	738.85		738.85
03/16/2026	Coupon	47800BAC2	11,312.64	JDOT 2022-C A3 5.09 06/15/2027		25.77	25.77
03/16/2026	Principal Paydown	47800BAC2	11,312.64	JDOT 2022-C A3 5.09 06/15/2027	1,258.20		1,258.20
03/16/2026	Coupon	571748CA8	60,000.00	MARSH & MCLENNAN COMPANIES INC 4.65 03/15/2030		1,395.00	1,395.00
03/16/2026	Coupon	58768YAD7	25,000.00	MBALT 2025-A A3 4.61 04/16/2029		96.04	96.04
03/16/2026	Coupon	756109BR4	60,000.00	REALTY INCOME CORP 4.85 03/15/2030		1,455.00	1,455.00
03/16/2026	Coupon	89231GAD0	30,000.00	TAOT 2025-D A3 3.84 06/17/2030		105.75	105.75
03/16/2026	Coupon	89239TAD4	15,000.00	TAOT 2024-D A3 4.4 06/15/2029		55.00	55.00
03/17/2026	Coupon	931142ER0	10,000.00	WALMART INC 1.05 09/17/2026		52.50	52.50
03/23/2026	Coupon	3133EPWK7	130,000.00	FEDERAL FARM CREDIT BANKS FUNDING CORP 4.5 09/22/2028		2,925.00	2,925.00
03/23/2026	Coupon	43813YAC6	30,000.00	HAROT 2024-3 A3 4.57 03/21/2029		114.25	114.25
03/25/2026	Coupon	05594HAD5	25,000.00	BMWLT 2025-2 A3 3.97 09/25/2028		89.17	89.17
03/25/2026	Coupon	3137FETN0	50,000.00	FHMS K-073 A2 3.35 01/25/2028		139.58	139.58
03/25/2026	Coupon	3137FG6X8	90,000.00	FHMS K-077 A2 3.85 05/25/2028		288.75	288.75
03/25/2026	Coupon	3137H4BY5	50,000.00	FHMS K-746 A2 2.031 09/25/2028		84.63	84.63
03/30/2026	Coupon	437076CV2	55,000.00	HOME DEPOT INC 4.95 09/30/2026		1,361.25	1,361.25
03/31/2026	Coupon	91282CEF4	90,000.00	UNITED STATES TREASURY 2.5 03/31/2027		1,125.00	1,125.00
03/31/2026	Coupon	91282CKG5	75,000.00	UNITED STATES TREASURY 4.125 03/31/2029		1,546.88	1,546.88
03/31/2026	Coupon	91282CLN9	50,000.00	UNITED STATES TREASURY 3.5 09/30/2029		875.00	875.00
03/31/2026	Coupon	91282CMU2	75,000.00	UNITED STATES TREASURY 4.0 03/31/2030		1,500.00	1,500.00
March 2026 Total					1,997.05	24,880.20	26,877.25
APRIL 2026							
04/06/2026	Coupon	89115A2Y7	55,000.00	TORONTO-DOMINION BANK 4.994 04/05/2029		1,373.35	1,373.35
04/13/2026	Coupon	023135CF1	30,000.00	AMAZON.COM INC 3.3 04/13/2027		495.00	495.00
04/13/2026	Coupon	24422EVW6	90,000.00	JOHN DEERE CAPITAL CORP 1.3 10/13/2026		585.00	585.00
04/15/2026	Coupon	34535VAD6	30,000.00	FORDO 2024-D A3 4.61 08/15/2029		115.25	115.25
04/15/2026	Coupon	44935CAD3	30,000.00	HART 2025-A A3 4.32 10/15/2029		108.00	108.00
04/15/2026	Coupon	47800AAC4	4,339.66	JDOT 2022-B A3 3.74 02/16/2027		0.59	0.59

CASH FLOW REPORT



Three Valleys Municipal Water District | Account #10065 | As of October 31, 2025

Payment Date	Transaction Type	CUSIP	Quantity	Security Description	Principal Amount	Income	Total Amount
04/15/2026	Effective Maturity	47800AAC4	4,339.66	JDOT 2022-B A3 3.74 02/16/2027	188.77		188.77
04/15/2026	Coupon	47800BAC2	11,312.64	JDOT 2022-C A3 5.09 06/15/2027		20.43	20.43
04/15/2026	Principal Paydown	47800BAC2	11,312.64	JDOT 2022-C A3 5.09 06/15/2027	1,576.40		1,576.40
04/15/2026	Coupon	58768YAD7	25,000.00	MBALT 2025-A A3 4.61 04/16/2029		96.04	96.04
04/15/2026	Coupon	89231GAD0	30,000.00	TAOT 2025-D A3 3.84 06/17/2030		105.75	105.75
04/15/2026	Coupon	89239TAD4	15,000.00	TAOT 2024-D A3 4.4 06/15/2029		55.00	55.00
04/16/2026	Coupon	459058LN1	85,000.00	INTERNATIONAL BANK FOR RECONSTRUCTION AND DEVELOPM 3.875 10/16/2029		1,646.88	1,646.88
04/20/2026	Coupon	4581X0DV7	60,000.00	INTER-AMERICAN DEVELOPMENT BANK 0.875 04/20/2026		262.50	262.50
04/20/2026	Final Maturity	4581X0DV7	60,000.00	INTER-AMERICAN DEVELOPMENT BANK 0.875 04/20/2026	60,000.00		60,000.00
04/21/2026	Coupon	43813YAC6	30,000.00	HAROT 2024-3 A3 4.57 03/21/2029		114.25	114.25
04/21/2026	Principal Paydown	43813YAC6	30,000.00	HAROT 2024-3 A3 4.57 03/21/2029	870.82		870.82
04/24/2026	Coupon	857477DB6	60,000.00	STATE STREET CORP 4.834 04/24/2030		1,450.20	1,450.20
04/27/2026	Coupon	05594HAD5	25,000.00	BMWLT 2025-2 A3 3.97 09/25/2028		89.17	89.17
04/27/2026	Coupon	3137FETN0	50,000.00	FHMS K-073 A2 3.35 01/25/2028		139.58	139.58
04/27/2026	Coupon	3137FG6X8	90,000.00	FHMS K-077 A2 3.85 05/25/2028		288.75	288.75
04/27/2026	Coupon	3137H4BY5	50,000.00	FHMS K-746 A2 2.031 09/25/2028		84.63	84.63
04/30/2026	Coupon	91282CDG3	150,000.00	UNITED STATES TREASURY 1.125 10/31/2026		843.75	843.75
04/30/2026	Coupon	91282CKP5	80,000.00	UNITED STATES TREASURY 4.625 04/30/2029		1,850.00	1,850.00
04/30/2026	Coupon	91282CLR0	60,000.00	UNITED STATES TREASURY 4.125 10/31/2029		1,237.50	1,237.50
04/30/2026	Coupon	91282CMZ1	60,000.00	UNITED STATES TREASURY 3.875 04/30/2030		1,162.50	1,162.50
04/30/2026	Coupon	91282CPD7	50,000.00	UNITED STATES TREASURY 3.625 10/31/2030		906.25	906.25
April 2026 Total					62,635.98	13,030.36	75,666.34
MAY 2026							
05/11/2026	Coupon	037833ET3	10,000.00	APPLE INC 4.0 05/10/2028		200.00	200.00
05/11/2026	Coupon	665859AW4	70,000.00	NORTHERN TRUST CORP 4.0 05/10/2027		1,400.00	1,400.00
05/12/2026	Coupon	023135BX3	25,000.00	AMAZON.COM INC 1.0 05/12/2026		125.00	125.00
05/12/2026	Final Maturity	023135BX3	25,000.00	AMAZON.COM INC 1.0 05/12/2026	25,000.00		25,000.00
05/13/2026	Coupon	3133EPC45	100,000.00	FEDERAL FARM CREDIT BANKS FUNDING CORP 4.625 11/13/2028		2,312.50	2,312.50

CASH FLOW REPORT



Three Valleys Municipal Water District | Account #10065 | As of October 31, 2025

Payment Date	Transaction Type	CUSIP	Quantity	Security Description	Principal Amount	Income	Total Amount
05/15/2026	Coupon	341081GN1	60,000.00	FLORIDA POWER & LIGHT CO 4.4 05/15/2028		1,320.00	1,320.00
05/15/2026	Coupon	34535VAD6	30,000.00	FORDO 2024-D A3 4.61 08/15/2029		115.25	115.25
05/15/2026	Coupon	44935CAD3	30,000.00	HART 2025-A A3 4.32 10/15/2029		108.00	108.00
05/15/2026	Coupon	47800BAC2	11,312.64	JDOT 2022-C A3 5.09 06/15/2027		13.74	13.74
05/15/2026	Principal Paydown	47800BAC2	11,312.64	JDOT 2022-C A3 5.09 06/15/2027	1,345.18		1,345.18
05/15/2026	Coupon	58768YAD7	25,000.00	MBALT 2025-A A3 4.61 04/16/2029		96.04	96.04
05/15/2026	Coupon	89231GAD0	30,000.00	TAOT 2025-D A3 3.84 06/17/2030		105.75	105.75
05/15/2026	Coupon	89239TAD4	15,000.00	TAOT 2024-D A3 4.4 06/15/2029		55.00	55.00
05/18/2026	Coupon	58933YBH7	15,000.00	MERCK & CO INC 4.05 05/17/2028		303.75	303.75
05/21/2026	Coupon	43813YAC6	30,000.00	HAROT 2024-3 A3 4.57 03/21/2029		110.93	110.93
05/21/2026	Principal Paydown	43813YAC6	30,000.00	HAROT 2024-3 A3 4.57 03/21/2029	1,786.80		1,786.80
05/25/2026	Coupon	05594HAD5	25,000.00	BMWLT 2025-2 A3 3.97 09/25/2028		89.17	89.17
05/25/2026	Coupon	3137FETN0	50,000.00	FHMS K-073 A2 3.35 01/25/2028		139.58	139.58
05/25/2026	Coupon	3137FG6X8	90,000.00	FHMS K-077 A2 3.85 05/25/2028		288.75	288.75
05/25/2026	Coupon	3137H4BY5	50,000.00	FHMS K-746 A2 2.031 09/25/2028		84.63	84.63
May 2026 Total					28,131.97	6,868.09	35,000.07
JUNE 2026							
06/01/2026	Coupon	91282CET4	150,000.00	UNITED STATES TREASURY 2.625 05/31/2027		1,968.75	1,968.75
06/01/2026	Coupon	91282CHE4	70,000.00	UNITED STATES TREASURY 3.625 05/31/2028		1,268.75	1,268.75
06/01/2026	Coupon	91282CKT7	60,000.00	UNITED STATES TREASURY 4.5 05/31/2029		1,350.00	1,350.00
06/01/2026	Coupon	91282CMA6	70,000.00	UNITED STATES TREASURY 4.125 11/30/2029		1,443.75	1,443.75
06/05/2026	Coupon	46647PAX4	70,000.00	JPMORGAN CHASE & CO 4.452 12/05/2029		1,558.20	1,558.20
06/08/2026	Coupon	3130AXQK7	80,000.00	FEDERAL HOME LOAN BANKS 4.75 12/08/2028		1,900.00	1,900.00
06/08/2026	Coupon	3130B1BC0	55,000.00	FEDERAL HOME LOAN BANKS 4.625 06/08/2029		1,271.88	1,271.88
06/15/2026	Coupon	34535VAD6	30,000.00	FORDO 2024-D A3 4.61 08/15/2029		115.25	115.25
06/15/2026	Coupon	44935CAD3	30,000.00	HART 2025-A A3 4.32 10/15/2029		108.00	108.00
06/15/2026	Coupon	47800BAC2	11,312.64	JDOT 2022-C A3 5.09 06/15/2027		8.04	8.04
06/15/2026	Principal Paydown	47800BAC2	11,312.64	JDOT 2022-C A3 5.09 06/15/2027	1,091.93		1,091.93
06/15/2026	Coupon	58768YAD7	25,000.00	MBALT 2025-A A3 4.61 04/16/2029		96.04	96.04
06/15/2026	Coupon	74340XCG4	60,000.00	PROLOGIS LP 4.875 06/15/2028		1,462.50	1,462.50
06/15/2026	Coupon	89231GAD0	30,000.00	TAOT 2025-D A3 3.84 06/17/2030		105.75	105.75



CASH FLOW REPORT

Three Valleys Municipal Water District | Account #10065 | As of October 31, 2025

Payment Date	Transaction Type	CUSIP	Quantity	Security Description	Principal Amount	Income	Total Amount
06/15/2026	Coupon	89239TAD4	15,000.00	TAOT 2024-D A3 4.4 06/15/2029		55.00	55.00
06/22/2026	Coupon	43813YAC6	30,000.00	HAROT 2024-3 A3 4.57 03/21/2029		104.13	104.13
06/22/2026	Principal Paydown	43813YAC6	30,000.00	HAROT 2024-3 A3 4.57 03/21/2029	1,753.99		1,753.99
06/25/2026	Coupon	05594HAD5	25,000.00	BMWLT 2025-2 A3 3.97 09/25/2028		89.17	89.17
06/25/2026	Coupon	3137FETN0	50,000.00	FHMS K-073 A2 3.35 01/25/2028		139.58	139.58
06/25/2026	Coupon	3137FG6X8	90,000.00	FHMS K-077 A2 3.85 05/25/2028		288.75	288.75
06/25/2026	Coupon	3137H4BY5	50,000.00	FHMS K-746 A2 2.031 09/25/2028		84.63	84.63
06/30/2026	Coupon	91282CEV9	75,000.00	UNITED STATES TREASURY 3.25 06/30/2029		1,218.75	1,218.75
06/30/2026	Coupon	91282CGC9	125,000.00	UNITED STATES TREASURY 3.875 12/31/2027		2,421.88	2,421.88
06/30/2026	Coupon	91282CKX8	55,000.00	UNITED STATES TREASURY 4.25 06/30/2029		1,168.75	1,168.75
06/30/2026	Coupon	91282CMD0	65,000.00	UNITED STATES TREASURY 4.375 12/31/2029		1,421.88	1,421.88
06/30/2026	Coupon	91282CNK3	55,000.00	UNITED STATES TREASURY 3.875 06/30/2030		1,065.63	1,065.63
June 2026 Total					2,845.91	20,715.03	23,560.95
JULY 2026							
07/13/2026	Coupon	459058KT9	35,000.00	INTERNATIONAL BANK FOR RECONSTRUCTION AND DEVELOPM 3.5 07/12/2028		612.50	612.50
07/13/2026	Coupon	45950KDD9	40,000.00	INTERNATIONAL FINANCE CORP 4.5 07/13/2028		900.00	900.00
07/15/2026	Coupon	34535VAD6	30,000.00	FORDO 2024-D A3 4.61 08/15/2029		115.25	115.25
07/15/2026	Coupon	438516CL8	55,000.00	HONEYWELL INTERNATIONAL INC 4.25 01/15/2029		1,168.75	1,168.75
07/15/2026	Coupon	44935CAD3	30,000.00	HART 2025-A A3 4.32 10/15/2029		108.00	108.00
07/15/2026	Coupon	47800BAC2	11,312.64	JDOT 2022-C A3 5.09 06/15/2027		3.41	3.41
07/15/2026	Effective Maturity	47800BAC2	11,312.64	JDOT 2022-C A3 5.09 06/15/2027	802.96		802.96
07/15/2026	Coupon	58768YAD7	25,000.00	MBALT 2025-A A3 4.61 04/16/2029		96.04	96.04
07/15/2026	Coupon	87612EBM7	25,000.00	TARGET CORP 1.95 01/15/2027		243.75	243.75
07/15/2026	Coupon	89231GAD0	30,000.00	TAOT 2025-D A3 3.84 06/17/2030		105.75	105.75
07/15/2026	Coupon	89239TAD4	15,000.00	TAOT 2024-D A3 4.4 06/15/2029		55.00	55.00
07/15/2026	Principal Paydown	89239TAD4	15,000.00	TAOT 2024-D A3 4.4 06/15/2029	826.01		826.01
07/15/2026	Coupon	91324PFG2	60,000.00	UNITEDHEALTH GROUP INC 4.8 01/15/2030		1,440.00	1,440.00
07/21/2026	Coupon	43813YAC6	30,000.00	HAROT 2024-3 A3 4.57 03/21/2029		97.45	97.45
07/21/2026	Principal Paydown	43813YAC6	30,000.00	HAROT 2024-3 A3 4.57 03/21/2029	1,717.12		1,717.12



CASH FLOW REPORT

Three Valleys Municipal Water District | Account #10065 | As of October 31, 2025

Payment Date	Transaction Type	CUSIP	Quantity	Security Description	Principal Amount	Income	Total Amount
07/23/2026	Coupon	06051GHV4	25,000.00	BANK OF AMERICA CORP 3.194 07/23/2030		399.25	399.25
07/27/2026	Coupon	05594HAD5	25,000.00	BMWLT 2025-2 A3 3.97 09/25/2028		89.17	89.17
07/27/2026	Coupon	3137FETN0	50,000.00	FHMS K-073 A2 3.35 01/25/2028		139.58	139.58
07/27/2026	Coupon	3137FG6X8	90,000.00	FHMS K-077 A2 3.85 05/25/2028		288.75	288.75
07/27/2026	Coupon	3137H4BY5	50,000.00	FHMS K-746 A2 2.031 09/25/2028		84.63	84.63
07/31/2026	Coupon	69371RS80	60,000.00	PACCAR FINANCIAL CORP 4.6 01/31/2029		1,380.00	1,380.00
07/31/2026	Coupon	91282CCP4	125,000.00	UNITED STATES TREASURY 0.625 07/31/2026		390.63	390.63
07/31/2026	Final Maturity	91282CCP4	125,000.00	UNITED STATES TREASURY 0.625 07/31/2026	125,000.00		125,000.00
07/31/2026	Coupon	91282CFB2	125,000.00	UNITED STATES TREASURY 2.75 07/31/2027		1,718.75	1,718.75
07/31/2026	Coupon	91282CHQ7	60,000.00	UNITED STATES TREASURY 4.125 07/31/2028		1,237.50	1,237.50
07/31/2026	Coupon	91282CJW2	90,000.00	UNITED STATES TREASURY 4.0 01/31/2029		1,800.00	1,800.00
07/31/2026	Coupon	91282CLC3	95,000.00	UNITED STATES TREASURY 4.0 07/31/2029		1,900.00	1,900.00
07/31/2026	Coupon	91282CMH1	60,000.00	UNITED STATES TREASURY 4.125 01/31/2027		1,237.50	1,237.50
07/31/2026	Coupon	91282CNN7	55,000.00	UNITED STATES TREASURY 3.875 07/31/2030		1,065.63	1,065.63
July 2026 Total					128,346.09	16,677.27	145,023.36
AUGUST 2026							
08/07/2026	Coupon	63743HFX5	60,000.00	NATIONAL RURAL UTILITIES COOPERATIVE FINANCE CORP 4.95 02/07/2030		1,485.00	1,485.00
08/17/2026	Coupon	34535VAD6	30,000.00	FORDO 2024-D A3 4.61 08/15/2029		115.25	115.25
08/17/2026	Coupon	44935CAD3	30,000.00	HART 2025-A A3 4.32 10/15/2029		108.00	108.00
08/17/2026	Coupon	4581X0EN4	60,000.00	INTER-AMERICAN DEVELOPMENT BANK 4.125 02/15/2029		1,237.50	1,237.50
08/17/2026	Coupon	58768YAD7	25,000.00	MBALT 2025-A A3 4.61 04/16/2029		96.04	96.04
08/17/2026	Coupon	89231GAD0	30,000.00	TAOT 2025-D A3 3.84 06/17/2030		105.75	105.75
08/17/2026	Coupon	89239TAD4	15,000.00	TAOT 2024-D A3 4.4 06/15/2029		51.97	51.97
08/17/2026	Principal Paydown	89239TAD4	15,000.00	TAOT 2024-D A3 4.4 06/15/2029	820.83		820.83
08/17/2026	Coupon	9128282A7	125,000.00	UNITED STATES TREASURY 1.5 08/15/2026		937.50	937.50
08/17/2026	Final Maturity	9128282A7	125,000.00	UNITED STATES TREASURY 1.5 08/15/2026	125,000.00		125,000.00
08/21/2026	Coupon	43813YAC6	30,000.00	HAROT 2024-3 A3 4.57 03/21/2029		90.91	90.91
08/21/2026	Principal Paydown	43813YAC6	30,000.00	HAROT 2024-3 A3 4.57 03/21/2029	1,667.38		1,667.38
08/25/2026	Coupon	05594HAD5	25,000.00	BMWLT 2025-2 A3 3.97 09/25/2028		89.17	89.17
08/25/2026	Coupon	3137FETN0	50,000.00	FHMS K-073 A2 3.35 01/25/2028		139.58	139.58

CASH FLOW REPORT



Three Valleys Municipal Water District | Account #10065 | As of October 31, 2025

Payment Date	Transaction Type	CUSIP	Quantity	Security Description	Principal Amount	Income	Total Amount
08/25/2026	Principal Paydown	3137FETN0	50,000.00	FHMS K-073 A2 3.35 01/25/2028	3.11		3.11
08/25/2026	Coupon	3137FG6X8	90,000.00	FHMS K-077 A2 3.85 05/25/2028		288.75	288.75
08/25/2026	Coupon	3137H4BY5	50,000.00	FHMS K-746 A2 2.031 09/25/2028		84.63	84.63
08/31/2026	Coupon	437076CV2	55,000.00	HOME DEPOT INC 4.95 09/30/2026		1,134.38	1,134.38
08/31/2026	Effective Maturity	437076CV2	55,000.00	HOME DEPOT INC 4.95 09/30/2026	55,000.00		55,000.00
08/31/2026	Coupon	91282CFJ5	135,000.00	UNITED STATES TREASURY 3.125 08/31/2029		2,109.38	2,109.38
08/31/2026	Coupon	91282CKD2	70,000.00	UNITED STATES TREASURY 4.25 02/28/2029		1,487.50	1,487.50
08/31/2026	Coupon	91282CNX5	55,000.00	UNITED STATES TREASURY 3.625 08/31/2030		996.88	996.88
August 2026 Total					182,491.32	10,558.17	193,049.49
SEPTEMBER 2026							
09/08/2026	Coupon	06051GHG7	45,000.00	BANK OF AMERICA CORP 3.97 03/05/2029		893.25	893.25
09/08/2026	Coupon	3130AWTR1	100,000.00	FEDERAL HOME LOAN BANKS 4.375 09/08/2028		2,187.50	2,187.50
09/10/2026	Coupon	3130ATS57	60,000.00	FEDERAL HOME LOAN BANKS 4.5 03/10/2028		1,350.00	1,350.00
09/15/2026	Coupon	084664CZ2	90,000.00	BERKSHIRE HATHAWAY FINANCE CORP 2.3 03/15/2027		1,035.00	1,035.00
09/15/2026	Coupon	09247XAN1	85,000.00	BLACKROCK FINANCE INC 3.2 03/15/2027		1,360.00	1,360.00
09/15/2026	Coupon	34535VAD6	30,000.00	FORDO 2024-D A3 4.61 08/15/2029		115.25	115.25
09/15/2026	Principal Paydown	34535VAD6	30,000.00	FORDO 2024-D A3 4.61 08/15/2029	1,813.07		1,813.07
09/15/2026	Coupon	44935CAD3	30,000.00	HART 2025-A A3 4.32 10/15/2029		108.00	108.00
09/15/2026	Coupon	571748CA8	60,000.00	MARSH & MCLENNAN COMPANIES INC 4.65 03/15/2030		1,395.00	1,395.00
09/15/2026	Coupon	58768YAD7	25,000.00	MBALT 2025-A A3 4.61 04/16/2029		96.04	96.04
09/15/2026	Coupon	756109BR4	60,000.00	REALTY INCOME CORP 4.85 03/15/2030		1,455.00	1,455.00
09/15/2026	Coupon	89231GAD0	30,000.00	TAOT 2025-D A3 3.84 06/17/2030		105.75	105.75
09/15/2026	Coupon	89239TAD4	15,000.00	TAOT 2024-D A3 4.4 06/15/2029		48.96	48.96
09/15/2026	Principal Paydown	89239TAD4	15,000.00	TAOT 2024-D A3 4.4 06/15/2029	806.10		806.10
09/17/2026	Coupon	931142ER0	10,000.00	WALMART INC 1.05 09/17/2026		52.50	52.50
09/17/2026	Final Maturity	931142ER0	10,000.00	WALMART INC 1.05 09/17/2026	10,000.00		10,000.00
09/21/2026	Coupon	43813YAC6	30,000.00	HAROT 2024-3 A3 4.57 03/21/2029		84.56	84.56
09/21/2026	Principal Paydown	43813YAC6	30,000.00	HAROT 2024-3 A3 4.57 03/21/2029	1,631.84		1,631.84



CASH FLOW REPORT

Three Valleys Municipal Water District | Account #10065 | As of October 31, 2025

Payment Date	Transaction Type	CUSIP	Quantity	Security Description	Principal Amount	Income	Total Amount
09/22/2026	Coupon	3133EPWK7	130,000.00	FEDERAL FARM CREDIT BANKS FUNDING CORP 4.5 09/22/2028		2,925.00	2,925.00
09/25/2026	Coupon	05594HAD5	25,000.00	BMWLT 2025-2 A3 3.97 09/25/2028		89.17	89.17
09/25/2026	Coupon	3137FETN0	50,000.00	FHMS K-073 A2 3.35 01/25/2028		139.57	139.57
09/25/2026	Principal Paydown	3137FETN0	50,000.00	FHMS K-073 A2 3.35 01/25/2028	87.24		87.24
09/25/2026	Coupon	3137FG6X8	90,000.00	FHMS K-077 A2 3.85 05/25/2028		288.75	288.75
09/25/2026	Coupon	3137H4BY5	50,000.00	FHMS K-746 A2 2.031 09/25/2028		84.63	84.63
09/30/2026	Coupon	91282CEF4	90,000.00	UNITED STATES TREASURY 2.5 03/31/2027		1,125.00	1,125.00
09/30/2026	Coupon	91282CKG5	75,000.00	UNITED STATES TREASURY 4.125 03/31/2029		1,546.88	1,546.88
09/30/2026	Coupon	91282CLN9	50,000.00	UNITED STATES TREASURY 3.5 09/30/2029		875.00	875.00
09/30/2026	Coupon	91282CMU2	75,000.00	UNITED STATES TREASURY 4.0 03/31/2030		1,500.00	1,500.00
September 2026 Total					14,338.24	18,860.80	33,199.05
Grand Total			13,385,739.33		494,454.56	161,076.38	655,530.95

IMPORTANT DISCLOSURES

Three Valleys Municipal Water District | Account #10065 | As of October 31, 2025

Chandler Asset Management, Inc. (“Chandler”) is an SEC registered investment adviser. For additional information about our firm, please see our current disclosures (Form ADV). To obtain a copy of our current disclosures, you may contact your client service representative by calling the number on the front of this statement or you may visit our website at www.chandlerasset.com.

Information contained in this monthly statement is confidential and is provided for informational purposes only and should not be construed as specific investment or legal advice. The information contained herein was obtained from sources believed to be reliable as of the date of this statement, but may become outdated or superseded at any time without notice.

Custody: Your qualified custodian bank maintains control of all assets reflected in this statement and we urge you to compare this statement to the one you receive from your qualified custodian. Chandler does not have any authority to withdraw or deposit funds from/to the custodian account.

Valuation: Prices are provided by IDC, an independent pricing source. In the event IDC does not provide a price or if the price provided is not reflective of fair market value, Chandler will obtain pricing from an alternative approved third party pricing source in accordance with our written valuation policy and procedures. Our valuation procedures are also disclosed in Item 5 of our Form ADV Part 2A.

Performance: Performance results are presented gross-of-advisory fees and represent the client’s Total Return. The deduction of advisory fees lowers performance results. These results include the reinvestment of dividends and other earnings. Past performance may not be indicative of future results. Therefore, clients should not assume that future performance of any specific investment or investment strategy will be profitable or equal to past performance levels. All investment strategies have the potential for profit or loss. Economic factors, market conditions or changes in investment strategies, contributions or withdrawals may materially alter the performance and results of your portfolio.

Source ICE Data Indices, LLC (“ICE”), used with permission. ICE PERMITS USE OF THE ICE INDICES AND RELATED DATA ON AN “AS IS” BASIS; ICE, ITS AFFILIATES AND THEIR RESPECTIVE THIRD PARTY SUPPLIERS DISCLAIM ANY AND ALL WARRANTIES AND REPRESENTATIONS, EXPRESS AND/OR IMPLIED, INCLUDING ANY WARRANTIES OF MERCHANTABILITY OR FITNESS FOR A PARTICULAR PURPOSE OR USE, INCLUDING THE INDICES, INDEX DATA AND ANY DATA INCLUDED IN, RELATED TO, OR DERIVED THEREFROM. NEITHER ICE DATA, ITS AFFILIATES OR THEIR RESPECTIVE THIRD PARTY PROVIDERS GUARANTEE THE QUALITY, ADEQUACY, ACCURACY, TIMELINESS OR COMPLETENESS OF THE INDICES OR THE INDEX DATA OR ANY COMPONENT THEREOF, AND THE INDICES AND INDEX DATA AND ALL COMPONENTS THEREOF ARE PROVIDED ON AN “AS IS” BASIS AND LICENSEE’S USE IS AT LICENSEE’S OWN RISK. ICE DATA, ITS AFFILIATES AND THEIR RESPECTIVE THIRD PARTY DO NOT SPONSOR, ENDORSE, OR RECOMMEND CHANDLER, OR ANY OF ITS PRODUCTS OR SERVICES.

Index returns assume reinvestment of all distributions. Historical performance results for investment indexes generally do not reflect the deduction of transaction and/or custodial charges or the deduction of an investment management fee, the incurrence of which would have the effect of decreasing historical performance results. It is not possible to invest directly in an index.

Ratings: Ratings information have been provided by Moody’s, S&P and Fitch through data feeds we believe to be reliable as of the date of this statement, however we cannot guarantee its accuracy.

Security level ratings for U.S. Agency issued mortgage-backed securities (“MBS”) reflect the issuer rating because the securities themselves are not rated. The issuing U.S. Agency guarantees the full and timely payment of both principal and interest.




BENCHMARK INDEX & DISCLOSURES

Three Valleys Municipal Water District | Account #10065 | As of October 31, 2025

Benchmark	Disclosure
ICE BofA 1-5 Yr US Treasury & Agency Index	The ICE BofA 1-5 Year US Treasury & Agency Index tracks the performance of US dollar denominated US Treasury and nonsubordinated US agency debt issued in the US domestic market. Qualifying securities must have an investment grade rating (based on an average of Moody's, S&P and Fitch). Qualifying securities must have at least one year remaining term to final maturity and less than five years remaining term to final maturity, at least 18 months to maturity at time of issuance, a fixed coupon schedule, and a minimum amount outstanding of \$1 billion for sovereigns and \$250 million for agencies.

**BOARD INFORMATION****BOARD OF DIRECTORS
STAFF REPORT**

To: TVMWD Board of Directors
From: Matthew H. Litchfield, General Manager 
Date: November 19, 2025
Subject: YTD District Budget Status Report

Staff Recommendation

No Action Necessary – Informational Item Only

Discussion

Attached for review is the YTD District Budget Status Report for the period ending October 31, 2025.

The MWD Capacity and Standby Charge are consistently billed on the October and April MWD invoices, which is represented by 52.9% and 47.3%, respectively, of the budgeted totals. Whereas the District collects revenue for the Capacity pass-thru charge on a monthly basis from its member agencies. The District also receives funding for the Standby charge through property taxes received in December and April each year. This is why the revenue collected for the Capacity and Standby Charge are measured at 35.3% and 0.2% of the budgeted revenue.

Fiscal Impact

None

Environmental Impact

None

Strategic Plan Objective(s)

2.1 – Financial Stability

Attachment(s)

Exhibit A – YTD District Budget Status Report

Meeting History

None

NA/BA




THREE VALLEYS MUNICIPAL WATER DISTRICT
DISTRICT BUDGET - FISCAL YEAR 2025-2026
Month Ending October 31, 2025

Item 7.B - Exhibit A

	2025-2026 YTD Actuals	Annual Budget All Funds	2025-2026 Percent of Budget	2025-2026 Balance Remaining
REVENUES				
<i>OPERATING REVENUES</i>				
Water Sales	29,409,144	79,008,339	37.2%	49,599,195
MWD RTS Standby Charge	12,000	6,865,400	0.2%	6,853,400
MWD Capacity Charge Assessment	599,300	1,699,350	35.3%	1,100,050
TVMWD Fixed Charges	351,383	1,186,421	29.6%	835,038
Hydroelectric Revenue	-	250,000	0.0%	250,000
<i>NON-OPERATING REVENUES</i>				
Property Taxes	54,655	3,304,974	1.7%	3,250,319
Interest Income	207,265	215,000	96.4%	7,735
Pumpback O&M Reimbursement	-	10,000	0.0%	10,000
Grants and Other Revenue	78,667	-		(78,667)
TOTAL REVENUES	30,712,414	92,539,483	33.2%	61,827,069
EXPENSES				
<i>OPERATING EXPENSES</i>				
MWD Water Purchases	24,789,303	67,352,395	36.8%	42,563,092
MWD RTS Standby Charge	3,249,154	6,865,400	47.3%	3,616,246
Staff Compensation	2,370,931	6,519,702	36.4%	4,148,771
MWD Capacity Charge	898,950	1,699,350	52.9%	800,400
Operations and Maintenance	703,465	2,733,700	25.7%	2,030,235
Professional Services	237,763	838,500	28.4%	600,737
Directors Compensation	101,005	462,262	21.9%	361,257
Communication and Conservation Programs	35,047	199,000	17.6%	163,953
Planning & Resources	198,183	300,000	66.1%	101,817
Membership Dues and Fees	32,077	100,825	31.8%	68,748
Hydroelectric Facilities	1,222	40,000	3.1%	38,778
Board Elections	-	-	0.0%	-
<i>NON OPERATING EXPENSES</i>				
Pumpback O&M Expenses	908	10,000	9.1%	9,092
<i>RESERVE EXPENSES</i>				
Reserve Replenishment	-	390,000	0.0%	390,000
<i>CAPITAL INVESTMENT</i>				
Capital Repair & Replacement	-	2,900,000	0.0%	2,900,000
Capital Investment Program	362,096	530,000	68.3%	167,904
TOTAL EXPENSES	32,980,103	90,941,133	36.3%	57,961,030
NET INCOME (LOSS) BEFORE TRANSFERS		1,598,349		
TRANSFER FROM/(TO) CAPITAL RESERVES		125,026		
TRANSFER IN FROM BOARD ELECTION RESERVES		-		
TRANSFER IN FROM ENCUMBERED RESERVES		-		
NET INCOME (LOSS) AFTER TRANSFERS		\$ 1,723,375		

***This budget is prepared on a modified cash-basis of accounting, which is a basis of accounting other than generally accepted accounting principles (GAAP).*

**BOARD INFORMATION****BOARD OF DIRECTORS
STAFF REPORT**

To: TVMWD Board of Directors
From: Matthew H. Litchfield, General Manager 
Date: November 19, 2025
Subject: Warrant List

Staff Recommendation

Receive and file the Warrant List for the period ending October 31, 2025, as presented.

Discussion

The monthly warrant list is provided for your information:

- General checks 55464 through 55577 totaling \$731,067.20 are listed on pages 1 to 5.
- MWD August 2025 water invoice totaling \$7,040,186.00 is also listed on page 5.
- Payments for taxing agencies, benefit payments and PERS totaling \$315,698.16 are listed on pages 6 to 9.
- Total payroll checks of \$357,961.70 are listed on page 9.
- September 2025 UMPQUA Credit Card expenses totaling \$37,158.28 are listed on page 10.

Fiscal Impact

\$8,444,913.06

Environmental Impact

None

Strategic Plan Objective(s)

2.1 – Financial Stability

Attachment(s)

Exhibit A – Warrant List

Meeting History

None

NA/BA





THREE VALLEYS MUNICIPAL WATER DISTRICT
October 2025
General Checks 55464 through 55577
Payroll Wire Transfer October
Payroll Checks 10/03/2025, 10/17/2025, 10/31/2025,
10/31/2025 (D)

Check Number	Vendor	Description	Paid Amount
55464	CANON FINANCIAL SERVICES,INC.	COPY MACHINE LEASE - SEPTEMBER	2,461.41
55465	CLINICAL LABORATORY OF SB, INC	OUTSIDE LABORATORY TESTING	505.00
55466	HACH COMPANY	LAB SUPPLIES	324.81
55467	HARRINGTON IND PLASTICS, LLC	ACCESSORIES AND SUPPLIES	665.57
55467	HARRINGTON IND PLASTICS, LLC	ACCESSORIES AND SUPPLIES	50.24
55468	HD SUPPLY FACILITIES MAINT LTD	LAB SUPPLIES	367.98
55469	KONECRANES, INC.	SEPTEMBER 2025 INSPECTION AND FUEL	595.00
55470	MC MASTER-CARR SUPPLY COMPANY	ACCESSORIES AND SUPPLIES	57.91
55471	MICHAEL BAKER INTERNATIONAL, INC.	LAFCO LEGAL	24,165.60
55472	MYERS & SONS HI-WAY SAFETY INC	FORD MAVERICK LIGHT BAR	1,157.34
55473	PACIFIC STAR CHEMICAL, LLC	SODIUM HYPOCHLORITE	3,776.98
55473	PACIFIC STAR CHEMICAL, LLC	SODIUM HYDROXIDE	10,042.98
55474	QUINTERO, RICHARD	EXPENSE REIMBURSEMENT	725.40
55475	SYNAGRO WEST, LLC	SLUDGE REMOVAL AUGUST	15,889.01
55476	TOM DODSON & ASSOCIATES	GROUND WATER RELIABILTY PROJECT	15,606.22
55477	TRUSSEL TECHNOLOGIES, INC.	MIRAMAR PLANT OPERATIONAL EFFECIENCY STUDY	13,753.51
55478	VERIZON WIRELESS	CELLULAR & IPAD SERVICES/MOBILE BROADBAND 08/26/202-0	777.46
55478	VERIZON WIRELESS	CELLULAR & IPAD SERVICES/MOBILE BROADBAND Aug 26 to S	125.04
55478	VERIZON WIRELESS	CELLULAR & IPAD SERVICES/MOBILE BROADBAND 08/26/202-0	123.98
55478	VERIZON WIRELESS	CELLULAR & IPAD SERVICES/MOBILE BROADBAND 08/26/202-0	188.79
55479	VWR INTERNATIONAL INC.	LAB SUPPLIES	234.04
55479	VWR INTERNATIONAL INC.	LAB SUPPLIES	663.44
55480	AIRGAS SPECIALTY PRODUCTS	AMMONIA REFRIGERANT BULK	4,699.79
55481	APPLIED TECHNOLOGY GROUP, INC	MONTHLY CHARGE PWAG ASSIGNED RADIO OCTOBER	30.00
55482	ARROWHEAD GROUP INC.	TEST & CERTIFY VALVE @ 675 E MIRAMAR	75.00
55483	CANNON CORPORATION	WELL VFD REPLACEMENT	5,727.25
55484	CASELLE, INC.	CASELLE CONNECT APLICATION SOFTWARE	46,468.00
55484	CASELLE, INC.	CASELLE CONNECT APLICATION SOFTWARE: PROJECT ACCT.	7,250.00
55485	D&R OFFICE WORKS, INC	OFFICE FURNITURE REPLACEMENT PO 10567	79,338.94
55486	FOOTHILL MUNICIPAL WATER DIST.	ACEQUIA CONSULTING BILL # 18	2,500.00
55487	FORD OF UPLAND, LLC	VEHICLE MAINTENANCE	101.77
55488	FRONTIER	HQ INTERNET 09/25/2025-10/24/2025	1,136.40
55489	GOFORTH & MARTI	CHAIRS DEPOSIT	14,826.36



THREE VALLEYS MUNICIPAL WATER DISTRICT
October 2025
General Checks 55464 through 55577
Payroll Wire Transfer October
Payroll Checks 10/03/2025, 10/17/2025, 10/31/2025,
10/31/2025 (D)

Check Number	Vendor	Description	Paid Amount
55490	GEI CONSULTANTS, INC.	URBAN WATER MANAGEMENT PLAN JULY 26 THROUGH AUG	14,091.75
55491	GRAINGER	2 WEB SLING FLAT EYE	175.06
55492	HACH COMPANY	LABORATORY SUPPLIES	689.45
55493	HARRINGTON IND PLASTICS, LLC	ACTUATOR	1,249.67
55494	HIGHROAD INFORMATION TECH, LLC	MONTHLY IT RENEWALS	3,932.00
55494	HIGHROAD INFORMATION TECH, LLC	MANAGED IT SERVICES	3,599.00
55495	HOUSTON & HARRIS PCS, INC.	VIDEO PIPE INSPECT: APPROX. 190LF	1,803.75
55496	LANCE, SOLL & LUNGHARD LLP	2025 GOVERNMENT AUDIT INTERIM FIELDWORK STRUCTURAL	13,100.00
55497	MCPHERSON ENGINEERING	ENGINEERING DEPOSIT	1,850.00
55498	MERCER, DUSTIN	JANITORIAL SERVICES FOR OCTOBER	1,375.00
55499	PEST OPTIONS INC.	MICE/RATS CONTROL	197.95
55500	POLYDYNE, INC	CLARIFLOC	17,081.01
55501	SOUTHERN CALIFORNIA EDISON	2010 GRAND AVE	367.32
55501	SOUTHERN CALIFORNIA EDISON	675 E MIRAMAR AVE	405.97
55501	SOUTHERN CALIFORNIA EDISON	PUMPBACK	2,474.63
55501	SOUTHERN CALIFORNIA EDISON	2930 FULTON RD	110.93
55501	SOUTHERN CALIFORNIA EDISON	3300 PADUA AVE	185.98
55501	SOUTHERN CALIFORNIA EDISON	3949 WILLIAMS	16.35
55501	SOUTHERN CALIFORNIA EDISON	3949 WILLIAMS	92.42
55501	SOUTHERN CALIFORNIA EDISON	2930 FULTON RD	15.25
55501	SOUTHERN CALIFORNIA EDISON	1059 BASELINE	29.64
55502	WEX BANK	FUEL 09/01/2025-09/30/2025	1,775.39
55503	WOODARD & CURRAN, INC.	Groundwater Reliability Project	5,097.50
10092551	JCI JONES CHEMICALS, INC.	CREDIT INVOICE 975697	-1,861.95
10092551	JCI JONES CHEMICALS, INC.	CHLORINE	16,822.55
10092551	JCI JONES CHEMICALS, INC.	CHLORINE	16,822.74
55504	AT&T MOBILITY LLC	FIRSTNET MOBILE/MIFI - SEP	894.78
55505	AZUSA LIGHT & WATER	ELECTRICITY - SAN GABRIEL CANYON SEPTEMBER	45.04
55506	BABCOCK LABORATORIES, INC.	OUTSIDE LAB TESTING	366.02
55507	CALLTOWER INC.	TELEPHONE LICENESES/SERVICE 09/26/2025-10/25/2025	639.57
55508	CASELLE, INC.	MAINTENANCE & SUPPORT 11/01/2025-11/30/2025 BROADBAND	1,697.00
55509	CHARTER COMMUNICATNS HOLDINGS, LLC	SERVICES-WILLIAMS/PLANT 2/FULTON	1,199.97
55510	CITY OF CLAREMONT	REFUSE PICKUP/STREET SWEEPING - SEPTEMBER	195.72
55511	CLAREMONT PRINT & COPY	1 VINYL BANNER	138.29
55512	CONCUR TECHNOLOGIES, INC.	EXPENSE MANAGEMEN SET UP	108.20
55513	HACH COMPANY	LAB EQUIPMENT	6,518.06
55513	HACH COMPANY	LABORATORY SUPPLIES	578.96



THREE VALLEYS MUNICIPAL WATER DISTRICT
October 2025
General Checks 55464 through 55577
Payroll Wire Transfer October
Payroll Checks 10/03/2025, 10/17/2025, 10/31/2025,
10/31/2025 (D)

Check Number	Vendor	Description	Paid Amount
55514	HARRINGTON IND PLASTICS, LLC	ACCESSORIES AND SUPPLIES	264.69
55515	HD SUPPLY FACILITIES MAINT LTD	LAB SUPPLIES	436.46
55516	PUBLIC WATER AGENCIES GROUP	Qtrly PWAG Assessment	875.00
55516	PUBLIC WATER AGENCIES GROUP	EMERGENCY PREPARDNESS MONTHLY ASSESMENT	1,318.96
55517	SOCALGAS	FULTON SERVICE 09/04/2025-10/03/2025	14.30
55518	SONNENBERG, RYAN	D5 Renewal	105.00
55519	THOMPSON & THOMPSON, REAL ESTATE VALUATI	APPRAISAL REPORT	10,000.00
55520	VERIZON WIRELESS	VERIZON CONNECT : 09/01/2025-09/30/2025	607.95
10172553	JCI JONES CHEMICALS, INC.	Chlorine	16,496.15
55521	ACWA/JPIA	WORKER'S COMPENSATION 07/01/2025-09/30/2025	23,634.17
55522	BASIC	MONTHLY FEE FOR CDA SERVICES	145.83
55523	BRUNICK, MCELHANEY & KENNEDY	LEGAL FEES MARCH TVWMD	14,360.00
55524	CA DEPT OF TAX & FEE ADMIN	2025 USE TAX QUARTER 3	20.00
55525	CAMMACK, MARK	RETIREE HEALTH BENEFITS - NOVEMBER	185.00
55526	CANYON INDUSTRIES, INC	MIRAMAR HYDROELECTRIC OPTIMIZATION STUDY PHASE 1	29,680.00
55527	COLE, JONATHAN J.	RETIREE HEALTH BENEFITS - NOVEMBER	87.55
55528	CONTRERAS, MARIA	RETIREE HEALTH BENEFITS - NOVEMBER	300.00
55529	CSDA	ANNUAL MEMBERSHIP JAN-DEC 2025 Prepaid	10,323.00
55530	D&R OFFICE WORKS, INC	OFFICE FURNITURE 50% DEPOSIT	3,503.40
55531	DECHAINED, CYNTHIA	RETIREE HEALTH BENEFITS - NOVEMBER	305.80
55532	DRAW TAP GIS, LLC	811 TICKET PROCESSING SOLUTION	393.65
55532	DRAW TAP GIS, LLC	ARC GIS FIELD MAPS	2,392.50
55533	EMPOWER RETIREMENT, LLC	07/01/2025-09/30/2025 QUARTERLY FEE	250.00
55533	EMPOWER RETIREMENT, LLC	07/01/2025-09/30/2025 QUARTERLY FEE	250.00
55534	EVOCHARGE	EV CHARGING PO 10571	17,197.83
55535	FAULK, GEORGE	RETIREE HEALTH BENEFITS - NOVEMBER	355.00
55536	GILBERT NAVARRETE- GODOY	75TH ANNUAL PHOTOBOOTH	450.00
55537	GOLDEN STATE WATER COMPANY	MIRAGRAND WATER PURCHASE - SERVICE PERIOD SEP 16 T	750.97
55538	HANSEN, RICHARD W.	RETIREE HEALTH BENEFITS	600.00
55539	KRIEZEEL, BETTY	RETIREE HEALTH BENEFITS - NOVEMBER	184.00
55540	LA REGISTRAR-RECORDER/CO CLERK	Notary Registration/Bond Recording Fee	43.00
55541	LAREZ, MARY PAT	RETIREE HEALTH BENEFITS - NOVEMBER	157.88
55542	MICHAEL J ARNOLD & ASSOC, INC.	MONTHLY EXPENSES	84.00
55542	MICHAEL J ARNOLD & ASSOC, INC.	RETAINER	6,000.00
55543	PALM, JAMES	RETIREE HEALTH BENEFITS	157.88
55544	PC CONSULTING SERVICES INC.	STRATEGIC COUNSEL: BOARD FACILITATION	4,500.00
55545	PREMIER FAMILY MEDICINE ASSOC	PRE-EMPLOYMENT PHYSICAL	32.00



THREE VALLEYS MUNICIPAL WATER DISTRICT
October 2025
General Checks 55464 through 55577
Payroll Wire Transfer October
Payroll Checks 10/03/2025, 10/17/2025, 10/31/2025,
10/31/2025 (D)

Check Number	Vendor	Description	Paid Amount
55546	SAN GABRIEL VALLEY MWD	WATER DELIVERY TO NORTH AZUSA CONNECTION JUL-SEP	9,170.00
55547	SCOTT FOSTER ENGINEERING INC	MIRAMAR PUMPBACK 5TH & C, FULTON, PLANT 2 PUMP STATI	500.00
55548	SGV ECONOMIC PARTNERSHIP	Director Level Membership	7,000.00
55549	SOCIAL AND ENVIRONMENTAL ENTREPRENEURS	CITY OF GLENDORA/LA VERNE MEMBERSHIP	18,500.00
55550	SYNAGRO WEST, LLC	SLUDGE REMOVAL SEPTEMBER	29,272.96
55551	VIA PROMOTIONALS	NAME BADGE	37.48
55552	AIRGAS SPECIALTY PRODUCTS	AMMONIUM HYDROXIDE SOLUTION 19% MB	1,595.53
55552	AIRGAS SPECIALTY PRODUCTS	AMMONIA REFRIGERANT BULK	4,437.36
55553	ARROWHEAD GROUP INC.	Rebuild Kit / Labor 675 E Miramar Ave	471.08
55554	CANON FINANCIAL SERVICES, INC.	COPY MACHINE LEASE	2,461.41
55555	CHARLES P. CROWLEY COMPANY	EARTH TECH	1,498.21
55556	CLS LANDSCAPE MANAGEMENT	LANDSCAPE MAINTENANCE - OCTOBER	3,276.00
55556	CLS LANDSCAPE MANAGEMENT	MULCH	19,125.00
55556	CLS LANDSCAPE MANAGEMENT	3V Logo plants	3,344.20
55556	CLS LANDSCAPE MANAGEMENT	GRAND & MIRAMAR PLANTS	2,696.56
55556	CLS LANDSCAPE MANAGEMENT	MIRAMAR SITE PLANTS	983.72
55557	ENSIGN, FREEMAN	EXPENSE REIMBURSEMENT- CERTIFICATION RENEWAL	212.50
55558	ESRI, INC.	Enterprise Agreement Fee	11,600.00
55559	GRAINGER	PICNIC TABLE	3,139.92
55559	GRAINGER	SUPPLIES	159.49
55559	GRAINGER	SUPPLIES	110.19
55560	HACH COMPANY	LAB SUPPLIES	535.80
55560	HACH COMPANY	LAB SUPPLIES	415.62
55561	HD SUPPLY FACILITIES MAINT LTD	LAB SUPPLIES	735.51
55562	HIGHROAD INFORMATION TECH, LLC	PROFESSIONAL SERVICES	1,200.00
55563	IDEAL COMFORT CORP.	A/C COOLING MAINTENANCE	1,205.00
55564	KEMIRA WATER SOLUTIONS, INC.	PAX-XL 19	26,669.25
55565	LIEBERT CASSIDY WHITMORE	Client Matter TH060-00001	630.50
55566	LIGHTING INSTYLE	Plant Lighting	318.01
55567	LOWE'S	Account 9800 665176 8	101.92
55568	MCPHERSON ENGINEERING	STRUCTURAL ENGINEERING FINAL	725.00
55569	MYERS & SONS HI-WAY SAFETY INC	SWITCH/ROCKER/LIGHT MODULE LED/SURFACE USE TAX 9.75	2,971.40
55570	PACIFIC STAR CHEMICAL, LLC	SODIUM HYDROXIDE	9,866.15
55570	PACIFIC STAR CHEMICAL, LLC	Sodium Hypochlorite	6,425.90
55571	RINCON CONSULTANTS INC	GRANT ASSISTANCE	4,281.00
55572	SOUTHERN CALIFORNIA EDISON	19 W BASELINE	26.09
55572	SOUTHERN CALIFORNIA EDISON	2010 GRAND AVE	4,958.50



THREE VALLEYS MUNICIPAL WATER DISTRICT
October 2025
General Checks 55464 through 55577
Payroll Wire Transfer October
Payroll Checks 10/03/2025, 10/17/2025, 10/31/2025,
10/31/2025 (D)

Item 7.B - Exhibit A

Check Number	Vendor	Description	Paid Amount
55573	SWRCB-DWOCP	D2 Certification Renewal	90.00
55574	TRUSSEL TECHNOLOGIES, INC.	BLENDING PROJECT: SIX BASINS	6,090.00
55574	TRUSSEL TECHNOLOGIES, INC.	MIRAMAR PLANT OPERATIONAL EFFECIENCY STUDY	4,812.50
55575	UNDERGROUND SERVICE ALERT	NEW TICKET CHARGES/MONTHLY DATABASE MAINTENANCE	66.00
55576	VIA PROMOTIONALS	MISTING FANS	1,310.09
55577	WOODARD & CURRAN, INC.	GROUNDWATER RELIABILITY PROJECT FEASIBILTY STUDY PR	10,443.75
10302551	JCI JONES CHEMICALS, INC.	Chlorine	12,843.44
103125120	METROPOLITAN WATER DISTRICT	AUGUST 2025 MWD WATER INVOICE	7,040,186.00
Grand Totals:			7,771,253.20



THREE VALLEYS MUNICIPAL WATER DISTRICT
October 2025
General Checks 55464 through 55577
Payroll Wire Transfer October
Payroll Checks 10/03/2025, 10/17/2025, 10/31/2025,
10/31/2025 (D)

Item 7.B - Exhibit A

Check Number	Name	Description	Paid Amount
10032554	FEDERAL TAX PAYMENT	Medicare Pay Period: 9/28/2025	2,543.93
10032554	FEDERAL TAX PAYMENT	Medicare Pay Period: 9/28/2025	2,543.93
10032554	FEDERAL TAX PAYMENT	Medicare Premium Pay Period: 9/28/2025	442.67
10032554	FEDERAL TAX PAYMENT	Federal Withholding Tax Pay Period: 9/28/2025	20,302.17
10172553	FEDERAL TAX PAYMENT	Medicare Pay Period: 10/12/2025	2,542.66
10172553	FEDERAL TAX PAYMENT	Medicare Pay Period: 10/12/2025	2,542.66
10172553	FEDERAL TAX PAYMENT	Medicare Premium Pay Period: 10/12/2025	445.64
10172553	FEDERAL TAX PAYMENT	Federal Withholding Tax Pay Period: 10/12/2025	19,909.35
10312551	FEDERAL TAX PAYMENT	Medicare Pay Period: 10/26/2025	2,540.09
10312551	FEDERAL TAX PAYMENT	Medicare Pay Period: 10/26/2025	2,540.09
10312551	FEDERAL TAX PAYMENT	Medicare Premium Pay Period: 10/26/2025	442.67
10312551	FEDERAL TAX PAYMENT	Federal Withholding Tax Pay Period: 10/26/2025	23,934.62
10312553	FEDERAL TAX PAYMENT	Medicare Pay Period: 10/31/2025	283.12
10312553	FEDERAL TAX PAYMENT	Medicare Pay Period: 10/31/2025	283.12
10312553	FEDERAL TAX PAYMENT	Federal Withholding Tax Pay Period: 10/31/2025	542.91
Total 1:			81,839.63
10032556	STATE TAX PAYMENT	State Withholding Tax Pay Period: 9/28/2025	8,352.97
10032556	STATE TAX PAYMENT	State Disability Tax Pay Period: 9/28/2025	2,080.34
10172555	STATE TAX PAYMENT	State Withholding Tax Pay Period: 10/12/2025	8,274.49
10172555	STATE TAX PAYMENT	State Disability Tax Pay Period: 10/12/2025	2,063.14
10312552	STATE TAX PAYMENT	State Withholding Tax Pay Period: 10/26/2025	9,618.51
10312552	STATE TAX PAYMENT	State Disability Tax Pay Period: 10/26/2025	2,077.20
10172571	STATE TAX PAYMENT	State Withholding Tax Pay Period: 10/31/2025	32.46
Total 2:			32,499.11
10032552	EMPOWER RETIREMENT, LLC	401A Deferred Pay Period: 9/28/2025	6,875.00
10172551	EMPOWER RETIREMENT, LLC	401A Deferred Pay Period: 10/12/2025	6,875.00
Total 3:			13,750.00



THREE VALLEYS MUNICIPAL WATER DISTRICT
October 2025
General Checks 55464 through 55577
Payroll Wire Transfer October
Payroll Checks 10/03/2025, 10/17/2025, 10/31/2025,
10/31/2025 (D)

Item 7.B - Exhibit A

Check Number	Name	Description	Paid Amount
10032553	EMPOWER RETIREMENT, LLC	457 Deferred Pay Period: 9/28/2025	12,513.00
10032553	EMPOWER RETIREMENT, LLC	457 Deferred Roth Pay Period: 9/28/2025	1,992.00
10172552	EMPOWER RETIREMENT, LLC	457 Deferred Pay Period: 10/12/2025	12,613.00
10172552	EMPOWER RETIREMENT, LLC	457 Deferred Roth Pay Period: 10/12/2025	1,992.00
10312552	EMPOWER RETIREMENT, LLC	457 Deferred Pay Period: 10/31/2025	4,808.87
10312552	EMPOWER RETIREMENT, LLC	457 Deferred 7.5% Pay Period: 10/31/2025	1,464.39
Total 4:			35,383.26
10312555	AFLAC	AFLAC PRETAX Pay Period: 9/28/2025	570.58
10312555	AFLAC	AFLAC POST Pay Period: 9/28/2025	156.10
10312555	AFLAC	AFLAC PRETAX Pay Period: 10/12/2025	570.58
10312555	AFLAC	AFLAC POST Pay Period: 10/12/2025	156.10
Total 5:			1,453.36
10032551	BASIC	HSA Pay Period: 9/28/2025	2,884.99
10172550	BASIC	HSA Pay Period: 10/12/2025	2,884.99
10312551	BASIC	HSA Pay Period: 10/31/2025	645.83
Total 7:			6,415.81
10032555	PUBLIC EMPLOYEES RETIREMENT SY	PERS Classic Contribution Pay Period: 9/28/2025	6,612.48
10032555	PUBLIC EMPLOYEES RETIREMENT SY	PERS Classic Contribution Pay Period: 9/28/2025	11,883.57
10032555	PUBLIC EMPLOYEES RETIREMENT SY	PERS - PEPRA Contribution Pay Period: 9/28/2025	5,431.87
10032555	PUBLIC EMPLOYEES RETIREMENT SY	PERS - PEPRA Contribution Pay Period: 9/28/2025	5,579.05
10032555	PUBLIC EMPLOYEES RETIREMENT SY	Rounding Adj 0.01	.01
10032555	PUBLIC EMPLOYEES RETIREMENT SY	PERS Survivor Pay Period: 9/28/2025	23.25
10172554	PUBLIC EMPLOYEES RETIREMENT SY	PERS Classic Contribution Pay Period: 10/12/2025	6,598.60
10172554	PUBLIC EMPLOYEES RETIREMENT SY	PERS Classic Contribution Pay Period: 10/12/2025	11,858.67
10172554	PUBLIC EMPLOYEES RETIREMENT SY	PERS - PEPRA Contribution Pay Period: 10/12/2025	5,391.75
10172554	PUBLIC EMPLOYEES RETIREMENT SY	PERS - PEPRA Contribution Pay Period: 10/12/2025	5,537.84
10172554	PUBLIC EMPLOYEES RETIREMENT SY	Rounding Adj	.01
10172554	PUBLIC EMPLOYEES RETIREMENT SY	PERS Survivor Pay Period: 10/12/2025	23.25
11072551	PUBLIC EMPLOYEES RETIREMENT SY	PERS Classic Contribution Pay Period: 10/26/2025	6,612.48
11072551	PUBLIC EMPLOYEES RETIREMENT SY	PERS Classic Contribution Pay Period: 10/26/2025	11,883.57
11072551	PUBLIC EMPLOYEES RETIREMENT SY	PERS - PEPRA Contribution Pay Period: 10/26/2025	5,080.40



THREE VALLEYS MUNICIPAL WATER DISTRICT
October 2025
General Checks 55464 through 55577
Payroll Wire Transfer October
Payroll Checks 10/03/2025, 10/17/2025, 10/31/2025,
10/31/2025 (D)

Check Number	Name	Description	Paid Amount
11072551	PUBLIC EMPLOYEES RETIREMENT SY	PERS - PEPRA Contribution Pay Period: 10/26/2025	5,218.05
11072551	PUBLIC EMPLOYEES RETIREMENT SY	Rounding ADJ 0.01	.01
11072551	PUBLIC EMPLOYEES RETIREMENT SY	PERS Survivor Pay Period: 10/26/2025	23.25
Total 8:			87,758.11
10312554	ACWA/JPIA		564.85
10312554	ACWA/JPIA		11,544.40
10312554	ACWA/JPIA		20,504.84
10312554	ACWA/JPIA		2,773.43
10312554	ACWA/JPIA		430.25
10312554	ACWA/JPIA		62.00
10312554	ACWA/JPIA		512.45
10312554	ACWA/JPIA		197.12
10312554	ACWA/JPIA		206.56
10312554	ACWA/JPIA		3,924.69
10312554	ACWA/JPIA		197.12
10312554	ACWA/JPIA		197.12
10312554	ACWA/JPIA		112.97
10312554	ACWA/JPIA		2,146.34
10312554	ACWA/JPIA		394.24
10312554	ACWA/JPIA		765.79
10312554	ACWA/JPIA		87.20
10312554	ACWA/JPIA		710.74
10312554	ACWA/JPIA		763.31
10312554	ACWA/JPIA		1,421.48
10312554	ACWA/JPIA		1,421.48
10312554	ACWA/JPIA		710.74
10312554	ACWA/JPIA		138.26
10312554	ACWA/JPIA		2,627.02
10312554	ACWA/JPIA		512.45
10312554	ACWA/JPIA		722.37
10312554	ACWA/JPIA		120.47
10312554	ACWA/JPIA		17.36
Total 9:			53,787.05



THREE VALLEYS MUNICIPAL WATER DISTRICT
October 2025
General Checks 55464 through 55577
Payroll Wire Transfer October
Payroll Checks 10/03/2025, 10/17/2025, 10/31/2025,
10/31/2025 (D)

Item 7.B - Exhibit A

Check Number	Name	Description	Paid Amount
10312556	RELIANCE STANDARD LIFE INS CO.	Group Life Insurance Pay Period: 10/12/2025	510.56
10312556	RELIANCE STANDARD LIFE INS CO.	Group Life Insurance Pay Period: 10/12/2025	301.98
10312556	RELIANCE STANDARD LIFE INS CO.	Group Life - Taxable Pay Period: 10/12/2025	759.83
10312556	RELIANCE STANDARD LIFE INS CO.	Group Life Insurance Pay Period: 10/31/2025	11.91
10312556	RELIANCE STANDARD LIFE INS CO.	Rounding ADJ	.01
Total 10:			1,584.29
11042551	RELIANCE STANDARD LIFE INS.	ST/LT Short Term Disability Pay Period: 10/12/2025	1,227.54
Total 11:			1,227.54
Grand Totals:			315,698.16

TOTAL AMOUNT OF PAYROLL CHECKS LISTED

\$ 357,961.70

TOTAL OCTOBER 2025 CASH DISBURSEMENTS

\$ 8,444,913.06



THREE VALLEYS MUNICIPAL WATER DISTRICT
Warrant List
October 2025
Umpqua Bank Credit Cards Invoice Detail

Vendor	Description	Paid Amount
STEAM IT	STEAMING SERVICES	2,990.00
MISCELLANEOUS VENDORS	TREATMENT PLANT SUPPLIES, EVENT REGISTRATIONS AND RELATED EXPENSES	25,512.41
SYNCB/AMAZON	JANITORIAL, OFFICE AND OTHER MISC. SUPPLIES	5,585.06
SP DIAMONDBACK	2025 FORD MAVERICK UTILITY UNIT	3,070.81
TOTAL AMOUNT OF UMPQUA BANK CARD SERVICES INVOICE		\$ 37,158.28

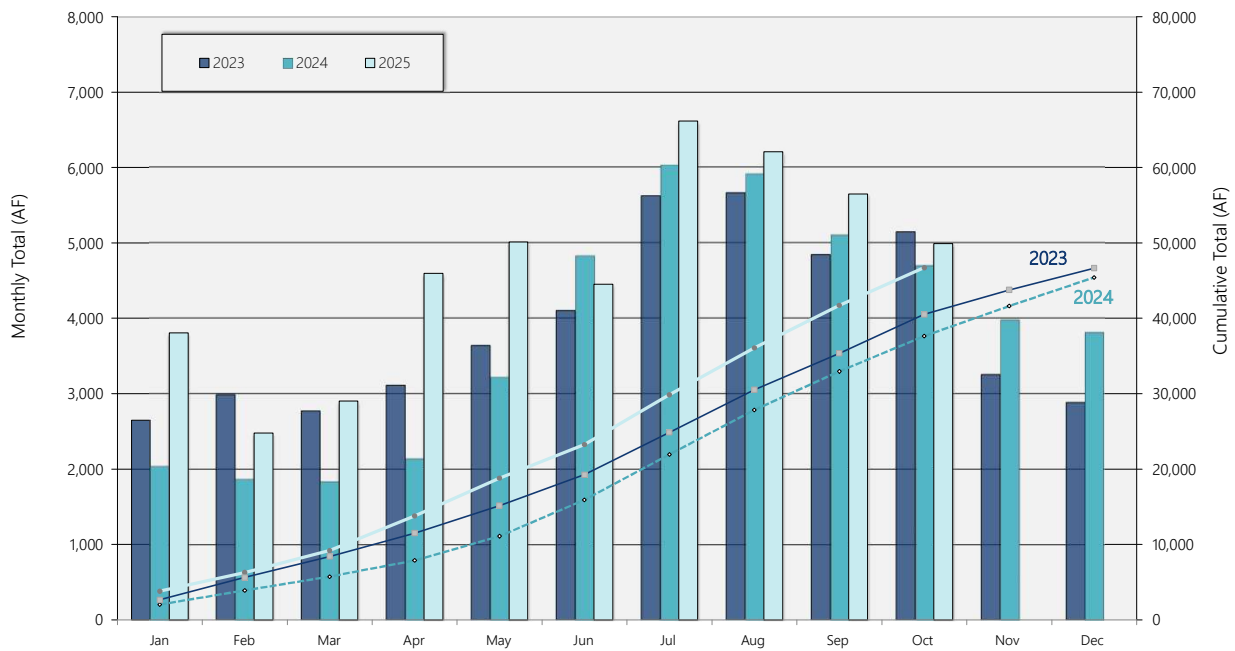


IW Sales through October 2025

Agency*	Weymouth	Miramar	CVWC	Spreading	Total
Boy Scouts of America	0.0	0.0	0.0	0.0	0.0
Cal Poly Pomona	124.9	0.0	0.0	0.0	124.9
Covina, City of ³	13.0	0.0	2,102.8	0.0	2,115.8
Glendora, City of ³	0.0	0.0	0.0	0.0	0.0
Golden State Water Co. ²	5,554.1	4,444.1	340.3	0.0	10,338.5
La Verne, City of	0.0	3,578.4	0.0	0.0	3,578.4
Mt. San Antonio College	395.8	0.0	0.0	0.0	395.8
Pomona, City of ¹	1,961.9	2,304.3	0.0	0.0	4,266.2
Rowland Water District ¹	4,316.8	2,272.8	0.0	0.0	6,589.6
Suburban Water Systems ²	704.1	0.0	2,565.7	0.0	3,269.7
Three Valleys MWD				2,868.5	2,868.5
Valencia Heights Water ²	0.0	0.0	356.4	0.0	356.4
Walnut Valley WD ^{1,2}	7,635.9	5,067.9	0.0	0.0	12,703.7
Total	20,706.5	17,667.4	5,365.1	2,868.5	46,607.5

¹ Deliveries to JWL are assigned to Pomona, RWD, and WVWD.
² Deliveries to BGL are assigned to Suburban, VHWC, GSWC and WVWD.
³ Deliveries to CVWC are assigned to Covina, Glendora, GSWC, SWS, and VHWC.
⁴ The difference in total agency deliveries and MWD deliveries is attributed to TVMWD administrative water and well production.

Imported Water Purchases 3-yr Comparison



2025 Firm Water Usage (AF)													
Direct Delivery	3,807.5	2,479.5	2,901.8	3,693.9	4,121.6	4,262.4	6,065.2	5,987.8	5,531.3	4,992.1	0.0	0.0	43,843.1
Spreading Delivery	0.0	0.0	0.0	899.6	890.9	190.6	549.2	220.0	118.2	0.0	0.0	0.0	2,868.5
Monthly Total	3,807.5	2,479.5	2,901.8	4,593.5	5,012.5	4,453.0	6,614.4	6,207.8	5,649.5	4,992.1	0.0	0.0	46,711.6
Cumulative Total	3,807.5	6,287.0	9,188.8	13,782.3	18,794.8	23,247.8	29,862.2	36,070.0	41,719.5	46,711.6	0.0	0.0	46,711.6

**Three Valleys Municipal Water District
Miramar Operations Report**

OCTOBER 2025

Water Quality

The treatment plant produced treated water that met or exceeded state and federal drinking water standards.

Water quality data for the month of October (unless otherwise noted)

	Location	Results	Limits	Water Quality Goals
Turbidity	Raw	0.81 NTU	N/A	
Turbidity	Reservoir Effluent	0.06 NTU	0.3	0.04-0.08 NTU
MIB	Lake Silverwood	ND ng/L	N/A	DWR results as of Oct 29, 2025
Geosmin	Lake Silverwood	2 ng/L	N/A	DWR results as of Oct 29, 2025
Total Trihalomethanes	Distribution System	38.5-40.9 µg/l	80	Ranges from 4 distribution locations (Sep 2025 results)
Haloacetic Acids	Distribution System	11.6-13.0 µg/l	60	
Nitrate	Reservoir Effluent	0.6 mg/L	10	<2.0 mg/L
Nitrite	Reservoir Effluent	0.006 mg/L	1	<0.008 mg/L
PFAS	Raw	ND µg/l	N/A	September 2024 results
Total Organic Carbon	RAA Ratio (Running Annual Average)	1.00	1.00	* RAA results should be greater than minimum limit to comply

Reportable violations made to SWRCB:

NONE

*RAA - Running Annual Average

Monthly Plant Production

Potable water produced from Miramar Plant	2033.0 AF	<u>Capacity</u> 1844.6 AF	<u>Monthly %</u> 110.2%
--	------------------	------------------------------	----------------------------

Monthly Well Production

	Days in service		Same month <u>prior year</u>	Days in service
Well #1	0	0.0 AF	0.0 AF	0
Well #2	30	98.1 AF	0.0 AF	0
Grand Ave Well	4	20.7 AF	0.0 AF	0
Miragrاند Well	31	62.5 AF	0.0 AF	0
Total Monthly Well Production		181.4 AF	0.0 AF	

Monthly Sales

La Verne	354.9 AF	16.0%
GSWC (Claremont)	518.9 AF	23.4%
GSWC (San Dimas)	237.3 AF	10.7%
PWR-JWL	1102.1 AF	49.8%
Pomona (Mills)	0.0 AF	0.0%
TVMWD Admin	1.1 AF	0.1%
Total Potable Water Sold	2214.3 AF	100.0%

Year To Date 2025-26

	Actual	Budget	% of Budget
Potable Water Sold from Miramar Plant (97.2%)	8,398.9 AF	7,682.9 AF	109.3%
Total Well Production (2.8%)	240.2 AF	866.7 AF	27.7%
Total Potable Water Sold (Plant & Wells)	8,639.2 AF	8,549.6 AF	101.0%
Average monthly water sold	2,159.8 AF		

Hydroelectric Generation (kWh) FY 2025-26

	Monthly kWh		YTD kWh		
	Actual	Budget	Actual	Budget	% of Budget
Miramar					
Hydro 1	323,067	98,919	712,890	276,974	257.4%
Hydro 2	0	65,877	124	252,529	0.0%
Hydro 3	0	9,567	8,815	36,675	24.0%
Williams	206,960	127,567	937,440	510,267	183.7%
Fulton	1,368,400	91,699	541,240	256,757	210.8%
	1,898,427	393,629	2,200,509	1,333,202	165.1%

Operations/Maintenance Review

Special Activities

- ▶ Operations staff installed a new water moisture sensor in the lab and worked with the contractor to have it added to the SCADA system. This sensor will be able to detect any flooding that may occur due to faulty plumbing, etc.
- ▶ Two new Power Factor Capacitor banks for Hydro 1 were installed. This will improve the power factor when we deliver power to Edison
- ▶ Old antennas and abandoned cable were removed from the roof and attic crawl space.
- ▶ The contractor was onsite to make repairs to several holes in the reservoirs covers.
- ▶ The submersible pump on reservoir #32 was removed and replaced with a spare pump found in the hydro building
- ▶ The Earth Tec pump is out of service temporarily while being refitted with new replacement parts and is being converted from a belt drive to direct drive. Everything was installed, tested and the pump is back in service.

Outages/Repairs

- ▶ None

Unbudgeted Activities

- ▶ None

Other

- ▶ District staff participated in the annual Great California Shakeout followed by a building assessment of various hazards.
- ▶ District staff provided a briefing tour to the Public Affairs Executive Director from Citrus College.
- ▶ Operation staff attended the annual SCWUA Vendors Fair in City of Industry

Submitted by: **Steve Lang**
 Steve Lang
 Chief Operations Officer

Digitally signed by Steve Lang
 Date: 2025.11.06 11:52:48
 -08'00'



Expense Report

Report Name : OCTOBER 2025 TVMWD

Employee Name : David De Jesus

Employee ID : 303

Report Header

Report ID : E5C22D7ACC2D4B0EA9A6

Receipts Received : No

Report Date : 10/01/2025

Approval Status : Submitted & Pending Approval

Payment Status : Not Paid

Currency : US, Dollar

Meetings

Transaction Date	Expense Type	Vendor Description	City	Payment Type	Amount	Meeting Name	Cost Center
10/23/2025	Meetings		Walnut	Out-of-Pocket	\$275.00	Chino Basin Watermaster	David De Jesus
<p>Comment : David De Jesus (10/15/2025): Attended the meeting as the District's Board alternate to Director Kuhn. Update to follow by Dir Kuhn in the next upcoming district meeting as usual.</p>							
10/22/2025	Meetings		Walnut	Out-of-Pocket	\$275.00	Six Basins Board Meeting	David De Jesus
<p>Comment : David De Jesus (10/15/2025): Attended the meeting to gain insight into the operations and storage of the basin from the agency's perspective. The discussed the safe yield and reviewed the draft budget including the potential for a \$32/AF assessment.</p>							
10/20/2025	Meetings		Pomona	Out-of-Pocket	\$275.00	Special Board Meeting	David De

Item 7.E

	Comment : David De Jesus (10/15/2025): Meeting was held to discuss employee salary survey and benefits.						
10/16/2025	Meetings	Walnut	Out-of-Pocket	\$275.00	Chino Basin Advisory Committee Meeting	David De Jesus	
	Comment : David De Jesus (10/15/2025): Attended the meeting as the districts alternate to Dir Kuhn.						
10/15/2025	Meetings	Claremont	Out-of-Pocket	\$275.00	Board Meeting	David De Jesus	
	Comment : David De Jesus (10/15/2025): Attended the Board Meeting and reported on MWD matters.						
10/09/2025	Meetings	Walnut	Out-of-Pocket	\$275.00	Northern Caucus Group Meeting	David De Jesus	
	Comment : David De Jesus (10/15/2025): Meeting other directors and management staff to discuss in detail MWD issues on the agenda.						
10/08/2025	Meetings	Walnut	Out-of-Pocket	\$275.00	MWD Matters	David De Jesus	
	Comment : David De Jesus (10/15/2025): Meeting with Staff and Directors Ti and Halon to update and discuss MWD issues.						
10/07/2025	Meetings	Claremont	Out-of-Pocket	\$275.00	San Gabriel Valley Foothill Directors Meeting	David De Jesus	
	Comment : David De Jesus (10/15/2025): Meeting held with Directors only to discuss MWD issues on the agenda including new GM matters						
10/06/2025	Meetings	Claremont	Out-of-Pocket	\$275.00	Meeting with TVMWD Management & Dir Kuhn	David De Jesus	
	Comment : David De Jesus (10/02/2025): Meeting was held with District GM to discuss MWD related matters and Chino Basin Issues.						
10/01/2025	Meetings	Claremont	Out-of-Pocket	\$275.00	Board Meeting Workshop	David De Jesus	
	Comment : David De Jesus (10/02/2025): First of two meeting for the month where to discuss items to be agenized for the second meeting. In addition, I provided the group with updates from MWD with its regular meetings to be held later in the month.						

Personal Car Mileage

Transaction Date	Expense Type	Vendor Description	City	Payment Type	Amount	Meeting Name	Cost Center
10/20/2025	Personal Car Mileage			Out-of-Pocket	\$4.90	Special Board Meeting	David De Jesus
10/15/2025	Personal Car Mileage			Out-of-Pocket	\$25.20	Board Meeting	David De Jesus
10/01/2025	Personal Car Mileage			Out-of-Pocket	\$25.20	Board Meeting	David De Jesus

Report Total :	\$2,805.30
Personal Expenses :	\$0.00
Total Amount Claimed :	\$2,805.30
Amount Approved :	\$2,805.30
Company Disbursements	
Amount Due Employee :	\$2,805.30
Amount Due Company Card :	\$0.00
Total Paid By Company :	\$2,805.30
Employee Disbursements	
Amount Due Company Card From Employee :	\$0.00
Total Paid By Employee :	\$0.00



Expense Report

Report Name : OCTOBER 2025 MWD

Employee Name : David De Jesus

Employee ID : 303

Report Header

Report ID : AAB4EF037F254B6FB0B4

Receipts Received : No

Report Date : 10/01/2025

Approval Status : Submitted & Pending Approval

Payment Status : Not Paid

Currency : US, Dollar

Meetings (MWD Representative)

Transaction Date	Expense Type	Vendor Description	City	Payment Type	Amount	Meeting Name	Cost Center
10/28/2025	Meetings (MWD Representative)		Walnut	Out-of-Pocket	\$275.00	Subcommittee on Imported Water	David De Jesus
	Comment :	David De Jesus (10/15/2025): Attended the meeting at MWD HQ to obtain and discuss in close session matters related to the negotiations on the Colorado River.					
10/21/2025	Meetings (MWD Representative)		Walnut	Out-of-Pocket	\$275.00	AD-Hoc on Ag and Tribal Partnerships	David De Jesus
	Comment :	David De Jesus (10/15/2025): Meeting held to obtain update on staff activities and provide feedback and direction and required. Due to the high interest in the committee the Chairman will elevate the ad-hoc to a sub-committee once a committee is decided upon.					
10/17/2025	Meetings (MWD)		Walnut	Out-of-	\$275.00	Meeting with	David De

Item 7.E

	Representative)		Pocket		Auditor	
	Comment :	David De Jesus (10/15/2025): Reviewed and discussed survey results for feedback. Additionally, discussed other MWD audit related matters.				
10/14/2025	Meetings (MWD Representative)	Glendora	Out-of-Pocket	\$275.00	MWD Board Meeting	David De Jesus
	Comment :	David De Jesus (10/15/2025): Attend both Committees and Board meetings				
10/13/2025	Meetings (MWD Representative)	Walnut	Out-of-Pocket	\$275.00	Committee Meeting Day	David De Jesus
	Comment :	David De Jesus (10/15/2025): Attended meetings throughout the day as assigned				
10/12/2025	Meetings (MWD Representative)	Claremont	Out-of-Pocket	\$275.00	MWD SWP Tour (Day 3)	David De Jesus
	Comment :	David De Jesus (10/15/2025): Final day of facility inspection tour				
10/11/2025	Meetings (MWD Representative)	Claremont	Out-of-Pocket	\$275.00	MWD SWP Tour (Day 2)	David De Jesus
	Comment :	David De Jesus (10/15/2025): Second of three days				
10/10/2025	Meetings (MWD Representative)	Claremont	Out-of-Pocket	\$275.00	MWD SWP Tour (Day 1)	David De Jesus
	Comment :	David De Jesus (10/15/2025): Co-Hosted 3-day tour of the State Water Project with Central Basin MWD Director Jim Crawford				
10/03/2025	Meetings (MWD Representative)	Walnut	Out-of-Pocket	\$275.00	Meeting with Water Quality Group Manager	David De Jesus
	Comment :	David De Jesus (10/02/2025): Meeting was held to discuss upcoming committee meeting request to address MWD and the State Project Water Golden Mussel concerns.				
10/02/2025	Meetings (MWD Representative)	Walnut	Out-of-Pocket	\$275.00	Annual Audit Quality Assurance Review	David De Jesus
	Comment :	David De Jesus (10/02/2025): Audit Committee Members were asked to participate in the Annual Quality Assurance (QA) assessment review covering fiscal year 2024/25 in accordance with The Institute of Internal Auditors' International Standards for the Professional Practice of Internal Auditing (Standards).				

Report Total :	\$2,750.00
Personal Expenses :	\$0.00
Total Amount Claimed :	\$2,750.00
Amount Approved :	\$2,750.00
Company Disbursements	
Amount Due Employee :	\$2,750.00

Amount Due Company Card : \$0.00

Total Paid By Company : \$2,750.00

Employee Disbursements

Amount Due Company Card From Employee : \$0.00

Total Paid By Employee : \$0.00



Expense Report

Report Name : Oct2025 DirectorGoytia

Employee Name : Carlos Goytia

Employee ID : 314

Report Header

Report ID : AB32D7A13E314CDA996C

Receipts Received : No

Report Date : 10/31/2025

Approval Status : Submitted & Pending Approval

Payment Status : Not Paid

Currency : US, Dollar

Meetings

Transaction Date	Expense Type	Vendor Description	City	Payment Type	Amount	Meeting Name	Cost Center
10/21/2025	Meetings		Chino	Out-of-Pocket	\$275.00	Meeting with Assemblymember M.Rodriguez	Carlos Goytia
		Comment : Carlos Goytia (11/05/2025): attended a briefing with Asm.Michelle Rodriguez to discuss water related issues and bills.					
10/20/2025	Meetings		Pomona	Out-of-Pocket	\$275.00	TVMWD Board of Directors Special Board Meeting.	Carlos Goytia
		Comment : Carlos Goytia (11/05/2025): attended board workshop. participated in board discussions and deliberations.					
10/15/2025	Meetings		Claremont	Out-of-Pocket	\$275.00	TVMWD Board of Directors Meeting.	Carlos Goytia
		Comment : Carlos Goytia (11/05/2025): attended and participated in board deliberations and discussions.					

Item 7.E

10/14/2025	Meetings	Pomona	Out-of-Pocket	\$275.00	City of Pomona Water Resources Meeting	Carlos Goytia
<p>Comment : Carlos Goytia (11/05/2025): attended monthly meeting with Pomona water resources. with Director Diggs, GM Matt Litchfield and Director Marquez to discuss water related topics on the Pomona Basins.</p>						
10/12/2025	Meetings	Claremont	Out-of-Pocket	\$275.00	MWD Inspection Tour/ State Water Project.	Carlos Goytia
<p>Comment : Carlos Goytia (11/05/2025): Day 3 of inspection tour of the Central Valley with Joe Del Bosque. discussion on water related issues with farmers.</p>						
10/11/2025	Meetings	Sacramento	Out-of-Pocket	\$275.00	MWD Inspection Tour/ State Water Project.	Carlos Goytia
<p>Comment : Carlos Goytia (11/05/2025): Day 2. participated in tour of Bay Delta with special presentation given by Curt Shmulte.</p>						
10/10/2025	Meetings	Claremont	Out-of-Pocket	\$275.00	MWD Inspection Tour/ State Water Project.	Carlos Goytia
<p>Comment : Carlos Goytia (11/05/2025): Day 1. attended tour with delegation from Central Basin and elected officials from the region to Oroville Dam and SWP/Bay Delta.</p>						
10/09/2025	Meetings	Pomona	Out-of-Pocket	\$275.00	PWR Joint Waterline Commission Meeting	Carlos Goytia
<p>Comment : Carlos Goytia (11/05/2025): attended meeting of commissioners as TVMWD Rep.</p>						
10/06/2025	Meetings	Claremont	Out-of-Pocket	\$275.00	TVMWD Executive Committee Meeting	Carlos Goytia
<p>Comment : Carlos Goytia (11/05/2025): exec.committee meeting with General Manager Matt Litchfield to discuss board agenda and district related items.</p>						
10/01/2025	Meetings	Claremont	Out-of-Pocket	\$275.00	TVMWD Board of Directors Meeting.	Carlos Goytia
<p>Comment : Carlos Goytia (10/01/2025): attended meeting and participated in board discussions and deliberations.</p>						

Personal Car Mileage

Transaction Date	Expense Type	Vendor Description	City	Payment Type	Amount	Meeting Name	Cost Center
10/21/2025	Personal Car Mileage			Out-of-Pocket	\$9.80	Meeting with Assemblymember M.Rodriguez	Carlos Goytia
10/20/2025	Personal Car Mileage			Out-of-Pocket	\$5.60	TVMWD Special Board of Directors Workshop	Carlos Goytia
10/15/2025	Personal Car Mileage			Out-of-Pocket	\$22.40	TVMWD Board of Directors Meeting.	Carlos Goytia
10/14/2025	Personal Car Mileage			Out-of-Pocket	\$5.60	City of Pomona Water Resources Meeting	Carlos Goytia
10/12/2025	Personal Car Mileage			Out-of-Pocket	\$11.20	MWD Inspection Tour/ State Water Project.	Carlos Goytia

Item 7.E

10/10/2025	Personal Car Mileage	Out-of-Pocket	\$11.20	MWD Inspection Tour/ State Water Project.	Carlos Goytia
10/09/2025	Personal Car Mileage	Out-of-Pocket	\$5.60	PWR Joint Waterline Commission Meeting	Carlos Goytia
10/06/2025	Personal Car Mileage	Out-of-Pocket	\$14.00	TVMWD Executive Committee Meeting	Carlos Goytia
10/01/2025	Personal Car Mileage	Out-of-Pocket	\$22.40	TVMWD Board of Directors Meeting.	Carlos Goytia

Report Total :	\$2,857.80
Personal Expenses :	\$0.00
Total Amount Claimed :	\$2,857.80
Amount Approved :	\$2,857.80
Company Disbursements	
Amount Due Employee :	\$2,857.80
Amount Due Company Card :	\$0.00
Total Paid By Company :	\$2,857.80
Employee Disbursements	
Amount Due Company Card From Employee :	\$0.00
Total Paid By Employee :	\$0.00



Expense Report

Report Name : Hanlon October expenses

Employee Name : Jeff Hanlon

Employee ID : 319

Report Header

Report ID : 8CC24AC939A44ED9B9AD

Receipts Received : No

Report Date : 10/28/2025

Approval Status : Submitted & Pending Approval

Payment Status : Not Paid

Currency : US, Dollar

Meetings

Transaction Date	Expense Type	Vendor Description	City	Payment Type	Amount	Meeting Name	Cost Center
10/30/2025	Meetings		Pomona	Out-of-Pocket	\$275.00	TVMWD 75th Gala	Jeff Hanlon
10/27/2025	Meetings		Azusa	Out-of-Pocket	\$275.00	SGVWA meeting	Jeff Hanlon
Comment : Jeff Hanlon (10/28/2025): San Gabriel Valley Water Association meeting. Members discussed monthly activities and heard strategic advice from MWD chair Adan Ortega.							
10/23/2025	Meetings		Claremont	Out-of-Pocket	\$275.00	Chino Basin Watermaster meeting	Jeff Hanlon
Comment : Jeff Hanlon (10/28/2025): Remote participation.							
10/22/2025	Meetings		Claremont	Out-of-Pocket	\$275.00	Six Basins Watermaster meeting	Jeff Hanlon

Item 7.E

Comment :		Jeff Hanlon (10/28/2025): Represented TVMWD at the regular Six Basins Watermaster meeting.				
10/20/2025	Meetings	Pomona	Out-of-Pocket	\$275.00	TVMWD Board Workshop	Jeff Hanlon
Comment :		Jeff Hanlon (10/28/2025): TVMWD Board Workshop on compensation schedule.				
10/15/2025	Meetings	Claremont	Out-of-Pocket	\$275.00	TVMWD Regular Board meeting	Jeff Hanlon
10/14/2025	Meetings	Pasadena	Out-of-Pocket	\$275.00	Assm. Harabedian meeting	Jeff Hanlon
Comment :		Jeff Hanlon (10/28/2025): Kirk Howie and I met with Assemblymember Harabedian at his district office to brief him on water issues relevant to his district.				
10/08/2025	Meetings	Claremont	Out-of-Pocket	\$275.00	MWD Monthly matters meeting	Jeff Hanlon
Comment :		Jeff Hanlon (10/28/2025): Met with Directors Ti and DeJesus and TVMWD staff to discuss MWD issues.				
10/06/2025	Meetings	Claremont	Out-of-Pocket	\$275.00	GM Exec Committee meeting	Jeff Hanlon
Comment :		Jeff Hanlon (10/28/2025): Met With Directors Ti and Goytia and GM Litchfield to discuss District issues and upcoming agenda.				
10/01/2025	Meetings	Claremont	Out-of-Pocket	\$275.00	TVMWD regular board meeting	Jeff Hanlon

Personal Car Mileage

Transaction Date	Expense Type	Vendor Description	City	Payment Type	Amount	Meeting Name	Cost Center
10/30/2025	Personal Car Mileage			Out-of-Pocket	\$10.50	TVMWD 75th Gala	Jeff Hanlon
10/27/2025	Personal Car Mileage			Out-of-Pocket	\$18.90	SGVWA meeting	Jeff Hanlon
10/20/2025	Personal Car Mileage			Out-of-Pocket	\$10.50	TVMWD Board Workshop	Jeff Hanlon
10/14/2025	Personal Car Mileage			Out-of-Pocket	\$38.50	Assm. Harabedian meeting	Jeff Hanlon

Report Total :	\$2,828.40
Personal Expenses :	\$0.00
Total Amount Claimed :	\$2,828.40
Amount Approved :	\$2,828.40
Company Disbursements	
Amount Due Employee :	\$2,828.40
Amount Due Company Card :	\$0.00
Total Paid By Company :	\$2,828.40

Employee Disbursements

Amount Due Company Card From Employee : \$0.00

Total Paid By Employee : \$0.00



Expense Report
Report Name : Kuhn October 2025

Employee Name : Bob Kuhn
Employee ID : 305

Report Header

Report ID : 77F82B45A6C74B7EA55D
Receipts Received : No
Report Date : 10/31/2025
Approval Status : Submitted & Pending Approval
Payment Status : Not Paid
Currency : US, Dollar

Meetings

Transaction Date	Expense Type	Vendor Description	City	Payment Type	Amount	Meeting Name	Cost Center
10/30/2025	Meetings		Pomona	Out-of-Pocket	\$275.00	3V 75th Anniversary Gala	Bob Kuhn
		Comment : Bob Kuhn (11/06/2025): The district held its 75th Anniversary celebration at Kellogg West.					
10/23/2025	Meetings		Rancho Cucamonga	Out-of-Pocket	\$275.00	CBWM Economic Analysis Presentation	Bob Kuhn
		Comment : Bob Kuhn (11/06/2025): Attended the Chino Basin Watermaster Economic Analysis presentation.					
10/22/2025	Meetings		Glendora	Out-of-Pocket	\$275.00	Steve Hilton Meeting	Bob Kuhn
		Comment : Bob Kuhn (11/06/2025): Attended a zoom meeting with Steve Hilton to brief him on water issues in the San Gabriel Valley.					

Transaction Date	Expense Type	Vendor Description	City	Payment Type	Amount	Meeting Name	Cost Center
10/20/2025	Meetings		Claremont	Out-of-Pocket	\$275.00	Talk Group	Item 7.E Bob Kuhn
Comment : Bob Kuhn (11/06/2025): Attended a meeting at city of Claremont Mayor Calaycay's house with other elected officials to discuss issues pertaining to the San Gabriel Valley area.							
10/15/2025	Meetings		Claremont	Out-of-Pocket	\$275.00	TVMWD Board Meeting	Bob Kuhn
Comment : Bob Kuhn (11/06/2025): Attended the board meeting and discussed business of the district.							
10/06/2025	Meetings		Glendora	Out-of-Pocket	\$275.00	Monthly GM Meeting	Bob Kuhn
Comment : Bob Kuhn (11/06/2025): Met with General Manager Litchfield and Director De Jesus to discuss district business.							

Personal Car Mileage

Transaction Date	Expense Type	Vendor Description	City	Payment Type	Amount	Meeting Name	Cost Center
10/30/2025	Personal Car Mileage			Out-of-Pocket	\$13.30	3V 75th Anniversary Gala	Bob Kuhn
10/23/2025	Personal Car Mileage			Out-of-Pocket	\$23.80	CBWM Economic Analysis Presentation	Bob Kuhn
10/20/2025	Personal Car Mileage			Out-of-Pocket	\$7.70	Talk Group	Bob Kuhn
10/15/2025	Personal Car Mileage			Out-of-Pocket	\$14.00	Three Valleys Board Meeting	Bob Kuhn

Report Total :	\$1,708.80
Personal Expenses :	\$0.00
Total Amount Claimed :	\$1,708.80
Amount Approved :	\$1,708.80

Company Disbursements

Amount Due Employee :	\$1,708.80
Amount Due Company Card :	\$0.00
Total Paid By Company :	\$1,708.80

Employee Disbursements

Amount Due Company Card From Employee :	\$0.00
Total Paid By Employee :	\$0.00

Item 7.E



Expense Report

Report Name : Marquez October 2025

Employee Name : Jorge Marquez

Employee ID : 320

Report Header

Report ID : DC0BFEE27AAE424996FD

Receipts Received : No

Report Date : 10/07/2025

Approval Status : Submitted & Pending Approval

Payment Status : Not Paid

Currency : US, Dollar

Meetings

Transaction Date	Expense Type	Vendor Description	City	Payment Type	Amount	Meeting Name	Cost Center
10/30/2025	Meetings		Pomona	Out-of-Pocket	\$275.00	TVMWD Event	Jorge Marquez
Comment : Jorge Marquez (11/05/2025): 75th Anniversary Event. All BOD present and some TVMWD staff.							
10/22/2025	Meetings		Pomona	Out-of-Pocket	\$275.00	WQA	Jorge Marquez
Comment : Jorge Marquez (11/05/2025): Regular Boardmeeting for the SGBWQA and attended online.							
10/21/2025	Meetings		Chino	Out-of-Pocket	\$275.00	Legislative Meeting	Jorge Marquez
Comment : Jorge Marquez (10/24/2025): Meeting with Asm. Rodriguez in her district office to review water issues (Golden Mussel and Delta.) With CAO Kirk Howie, and VP Goytia.							

Item 7.E

10/20/2025	Meetings	Pomona	Out-of-Pocket	\$275.00	TVMWD Special Board Workshop	Jorge Marquez
Comment : Jorge Marquez (10/24/2025): Workshop on salary information for TVMWD Board						
10/16/2025	Meetings	Pomona	Out-of-Pocket	\$275.00	Chino Basin	Jorge Marquez
Comment : Jorge Marquez (10/16/2025): Chino Basin Advisory Committee Meeting (Other BOD: DeJesus, Kuhn)						
10/15/2025	Meetings	Claremont	Out-of-Pocket	\$275.00	TVMWD Board Meeting	Jorge Marquez
Comment : Jorge Marquez (10/16/2025): Regular Board meeting of TVMWD						
10/14/2025	Meetings	Pomona	Out-of-Pocket	\$275.00	City of Pomona	Jorge Marquez
Comment : Jorge Marquez (10/16/2025): Monthly meeting with City of Pomona with Water Resources Director Diggs and VP Goytia and GM Litchfield						
10/13/2025	Meetings	Pomona	Out-of-Pocket	\$275.00	MWD - Committee Meeting	Jorge Marquez
Comment : Jorge Marquez (10/16/2025): Attended the Legislative and Communications Committee Meeting for the Metropolitan Water District of Southern California virtually. The meeting began later than scheduled, and I was able to participate for approximately the first hour. During my attendance, most of the discussion focused on the Pure Water outreach program and related communication efforts.						
10/08/2025	Meetings	Claremont	Out-of-Pocket	\$275.00	TVMWD Staff Meeting	Jorge Marquez
Comment : Jorge Marquez (10/16/2025): Meet with our IT Manager for TVMWD tech update and correction issues.						
10/01/2025	Meetings	Claremont	Out-of-Pocket	\$275.00	TVMWD Board Meeting	Jorge Marquez
Comment : Jorge Marquez (10/08/2025): Regular Board Meeting for TVMWD						

Personal Car Mileage

Transaction Date	Expense Type	Vendor Description	City	Payment Type	Amount	Meeting Name	Cost Center
10/30/2025	Personal Car Mileage			Out-of-Pocket	\$5.60	TVMWD Event	Jorge Marquez
10/21/2025	Personal Car Mileage			Out-of-Pocket	\$12.60	Legislative Meeting	Jorge Marquez
10/20/2025	Personal Car Mileage			Out-of-Pocket	\$5.60	TVMWD Special Board Workshop	Jorge Marquez
10/15/2025	Personal Car Mileage			Out-of-Pocket	\$12.60	TVMWD Board Meeting	Jorge Marquez
10/14/2025	Personal Car Mileage			Out-of-Pocket	\$3.50	City of Pomona	Jorge Marquez
10/08/2025	Personal Car Mileage			Out-of-Pocket	\$12.60	TVMWD Staff Meeting	Jorge Marquez

10/01/2025 Personal
Car Mileage

Out-of-Pocket \$12.60

TVMWD
Board
Meeting

Item 7.E
Jorge
Marquez

Report Total : \$2,815.10
Personal Expenses : \$0.00
Total Amount Claimed : \$2,815.10
Amount Approved : \$2,815.10

Company Disbursements
Amount Due Employee : \$2,815.10
Amount Due Company Card : \$0.00
Total Paid By Company : \$2,815.10

Employee Disbursements
Amount Due Company Card From Employee : \$0.00
Total Paid By Employee : \$0.00



Expense Report

Report Name : October 2025 Roberto

Employee Name : Jody Roberto

Employee ID : 316

Report Header

Report ID : 424C0FFDF77A4C488729

Receipts Received : No

Report Date : 10/18/2025

Approval Status : Submitted & Pending Approval

Payment Status : Not Paid

Currency : US, Dollar

Meetings

Transaction Date	Expense Type	Vendor Description	City	Payment Type	Amount	Meeting Name	Cost Center
10/30/2025	Meetings		Pomona	Out-of-Pocket	\$275.00	3V 75th Anniversary	Jody Roberto
<p>Comment : Jody Roberto (11/03/2025): 3V celebrated our 75th Anniversary at Cal Poly with a reception attended by former staff and board members as well as our current board and staff and several community leaders.</p>							
10/23/2025	Meetings		Newport Beach	Out-of-Pocket	\$275.00	Southern California Water Coalition Dinner	Jody Roberto
<p>Comment : Jody Roberto (11/03/2025): Matt, Mike and I attended the annual So Cal Water Coalition Dinner at the Balboa Bay Club. There were several water board members and staff from all over the region in attendance.</p>							
10/22/2025	Meetings		Diamond Bar	Out-of-	\$0.00	WQA Board	Jody

Item 7.E

			Pocket		Meting	
	Comment :	Jody Roberto (10/22/2025): The Board discussed and approved WQA business. Staff provided reports.				
10/22/2025	Meetings	Diamond Bar	Out-of-Pocket	\$275.00	Six Basins Watermaster Board Meeting	Jody Roberto
	Comment :	Jody Roberto (10/22/2025): Jeff, Mike, Jorge and I attended the meeting where the board discussed and approved Six Basins business. Staff presented the draft budget, draft operating safe yield and update on PFAS study,				
10/21/2025	Meetings	Walnut	Out-of-Pocket	\$275.00	Walnut Valley Rotary luncheon	Jody Roberto
	Comment :	Jody Roberto (10/22/2025): Joined the Walnut Valley Rotary at their annual luncheon for our local Sheriff and Fire Department.				
10/20/2025	Meetings	Pomona	Out-of-Pocket	\$275.00	3V Board Workshop	Jody Roberto
	Comment :	Jody Roberto (10/22/2025): Attended special board workshop to discuss salary schedule and employee benefits.				
10/20/2025	Meetings	Diamond Bar	Out-of-Pocket	\$0.00	Walnut Valley Water District Board Meeting	Jody Roberto
	Comment :	Jody Roberto (10/22/2025): The meeting was held at the Diamond Bar Center because of construction at their facility. The board discussed and approved district business.				
10/16/2025	Meetings	Diamond Bar	Out-of-Pocket	\$275.00	Member Agency Luncheon	Jody Roberto
	Comment :	Jody Roberto (10/18/2025): Matt, Mike and I met with the GM's and AGM's from Walnut and Rowland water districts where we discussed business pertaining to our districts.				
10/15/2025	Meetings	Claremont	Out-of-Pocket	\$275.00	3V Board Meeting	Jody Roberto
	Comment :	Jody Roberto (11/03/2025): Regular board meeting where we discussed and approved district business.				
10/09/2025	Meetings	Pomona	Out-of-Pocket	\$275.00	PWR JWL	Jody Roberto
	Comment :	Jody Roberto (11/03/2025): The Pomona, Walnut, Rowland Joint Water Line meeting was held at the beautiful headquarters of the Pomona Water Resources Department.				
10/01/2025	Meetings	Claremont	Out-of-Pocket	\$275.00	3V Board Meeting	Jody Roberto
	Comment :	Jody Roberto (11/03/2025): Regular board meeting where we discussed and approved district business.				

Personal Car Mileage

Transaction Date	Expense Type	Vendor Description	City	Payment Type	Amount	Meeting Name	Cost Center
10/30/2025	Personal Car Mileage			Out-of-Pocket	\$9.80	3V 75th Anniversary	Jody Roberto
10/23/2025	Personal Car Mileage			Out-of-Pocket	\$45.50	Southern California Water Coalition Dinner	Jody Roberto
10/21/2025	Personal Car Mileage			Out-of-Pocket	\$5.60	Walnut Valley Rotary Luncheon	Jody Roberto

Date	Description	Category	Amount	Event	Employee
10/20/2025	Personal Car Mileage	Out-of-Pocket	\$9.80	3V Board Workshop	Jody Roberto
10/20/2025	Personal Car Mileage	Out-of-Pocket	\$3.50	Walnut Valley Water District Board Meeting	Jody Roberto
10/16/2025	Personal Car Mileage	Out-of-Pocket	\$4.20	Member Agency Lunch	Jody Roberto
10/15/2025	Personal Car Mileage	Out-of-Pocket	\$28.00	3V Board Meeting	Jody Roberto
10/09/2025	Personal Car Mileage	Out-of-Pocket	\$10.50	PWR JWL	Jody Roberto
10/01/2025	Personal Car Mileage	Out-of-Pocket	\$28.00	3V Board Meeting	Jody Roberto

Item 7.E

Report Total :	\$2,619.90
Personal Expenses :	\$0.00
Total Amount Claimed :	\$2,619.90
Amount Approved :	\$2,619.90
Company Disbursements	
Amount Due Employee :	\$2,619.90
Amount Due Company Card :	\$0.00
Total Paid By Company :	\$2,619.90
Employee Disbursements	
Amount Due Company Card From Employee :	\$0.00
Total Paid By Employee :	\$0.00



Expense Report

Report Name : Mike Ti October 2025

Employee Name : Mike Ti

Employee ID : 318

Report Header

Report ID : 4B7C8B2A69194163BCFA

Receipts Received : No

Report Date : 10/07/2025

Approval Status : Submitted & Pending Approval

Payment Status : Not Paid

Currency : US, Dollar

Meetings

Transaction Date	Expense Type	Vendor Description	City	Payment Type	Amount	Meeting Name	Cost Center
10/30/2025	Meetings		Pomona	Out-of-Pocket	\$275.00	Three Valleys MWD 75th Anniversary Gala	Mike Ti
<p>Comment : Mike Ti (11/01/2025): Three Valleys MWD 75th Anniversary Gala - we celebrated 75 years of excellence with colleagues and friends in the water industry.</p>							
10/23/2025	Meetings		West Covina	Out-of-Pocket	\$275.00	SCWC Annual Dinner	Mike Ti
<p>Comment : Mike Ti (11/01/2025): SCWC Annual Dinner - among speakers and award presentations, we heard keynote speaker Mike Murphy (a republic political strategy expert) on changes in politics.</p>							
10/22/2025	Meetings		West Covina	Out-of-Pocket	\$275.00	Six Basins Regular	Mike Ti

Board Meeting **Item 7.E**

Comment : Mike Ti (11/01/2025): Six Basins Regular Board Meeting - heard discussion on professional services agreement with West Yost, operating safe-yield, budget/revenue, and PFAS characterization in the basins. Participated in meeting via Zoom.

10/20/2025	Meetings	Pomona	Out-of-Pocket	\$275.00	Three Valleys MWD Special Board Meeting	Mike Ti
------------	----------	--------	---------------	----------	---	---------

Comment : Mike Ti (11/01/2025): Three Valleys MWD Special Board Meeting - board workshop to discuss salary ranges adjustments and retiree medical policy.

10/16/2025	Meetings	Diamond Bar	Out-of-Pocket	\$275.00	Monthly Meeting with WVWD and RWD GMs	Mike Ti
------------	----------	-------------	---------------	----------	---------------------------------------	---------

Comment : Mike Ti (11/01/2025): Monthly Meeting with WVWD and RWD GMs - Tom, Sherry, Matt, Jarrod, Jody, and I met during lunch to discuss inter-agencies cooperation and district's business.

10/15/2025	Meetings	Claremont	Out-of-Pocket	\$275.00	Three Valleys MWD Regular Board Meeting	Mike Ti
------------	----------	-----------	---------------	----------	---	---------

Comment : Mike Ti (11/01/2025): Three Valleys MWD Regular Board Meeting - heard presentation by Paul Rochelle of MWD on the golden mussels mitigation plan, legislative updates by Kristi Foy, approved professional services agreement for on-call pipeline and condition inspection services, and award for programmable logic controllers and radio upgrades.

10/14/2025	Meetings	Rowland Heights	Out-of-Pocket	\$275.00	Rowland Water District Regular Board Meeting	Mike Ti
------------	----------	-----------------	---------------	----------	--	---------

Comment : Mike Ti (11/01/2025): Rowland Water District Regular Board Meeting - heard presentation automotive allowances, multi-jurisdictional hazard mitigation plan, and committee reports.

10/08/2025	Meetings	West Covina	Out-of-Pocket	\$275.00	Monthly MWD Matters	Mike Ti
------------	----------	-------------	---------------	----------	---------------------	---------

Comment : Mike Ti (11/01/2025): Monthly MWD Matters - David, Jeff, Matt, Sylvie, and I met via Teams to discuss MWD matters.

10/06/2025	Meetings	Claremont	Out-of-Pocket	\$275.00	Monthly GM Executive Meeting	Mike Ti
------------	----------	-----------	---------------	----------	------------------------------	---------

Comment : Mike Ti (10/07/2025): Monthly GM Executive Meeting - Jeff, Carlos, Matt, and I met during lunch to discuss district business.

10/01/2025	Meetings	Claremont	Out-of-Pocket	\$275.00	Three Valleys MWD Regular Board Meeting	Mike Ti
------------	----------	-----------	---------------	----------	---	---------

Comment : Mike Ti (10/07/2025): Three Valleys MWD Regular Board Meeting - approved award for the Miramar Admin building roofing upgrades; heard reports on professional services on call agreement for pipeline condition and inspection services; and award for programmable logic controllers and radio upgrades.

Personal Car Mileage

Transaction Date	Expense Type	Vendor Description	City	Payment Type	Amount	Meeting Name	Cost Center
------------------	--------------	--------------------	------	--------------	--------	--------------	-------------

Item 7.E

10/30/2025	Personal Car Mileage	Out-of-Pocket	\$9.10	Three Valleys MWD 75th Anniversary Gala	Mike Ti
10/23/2025	Personal Car Mileage	Out-of-Pocket	\$51.80	SCWC Annual Dinner	Mike Ti
10/20/2025	Personal Car Mileage	Out-of-Pocket	\$9.10	Three Valleys MWD Special Board Meeting	Mike Ti
10/16/2025	Personal Car Mileage	Out-of-Pocket	\$11.90	Monthly Meeting with WVWD and RWD GMs	Mike Ti
10/15/2025	Personal Car Mileage	Out-of-Pocket	\$28.70	Three Valleys MWD Regular Board Meeting	Mike Ti
10/14/2025	Personal Car Mileage	Out-of-Pocket	\$8.40	Rowland Water District Regular Board Meeting	Mike Ti
10/06/2025	Personal Car Mileage	Out-of-Pocket	\$19.60	Monthly GM Executive Meeting	Mike Ti
10/01/2025	Personal Car Mileage	Out-of-Pocket	\$28.70	Three Valleys MWD Regular Board Meeting	Mike Ti

Report Total :	\$2,917.30
Personal Expenses :	\$0.00
Total Amount Claimed :	\$2,917.30
Amount Approved :	\$2,917.30
Company Disbursements	
Amount Due Employee :	\$2,917.30
Amount Due Company Card :	\$0.00
Total Paid By Company :	\$2,917.30
Employee Disbursements	
Amount Due Company Card From Employee :	\$0.00
Total Paid By Employee :	\$0.00

Item 7.E



THREE VALLEYS MUNICIPAL WATER DISTRICT

2026 MEETING SCHEDULE

DRAFT

JANUARY						
S	M	T	W	T	F	S
				1	2	3
4	5	6	7	8	9	10
11	12	13	14	15	16	17
18	19	20	21	22	23	24
25	26	27	28	29	30	31

FEBRUARY						
S	M	T	W	T	F	S
1	2	3	4	5	6	7
8	9	10	11	12	13	14
15	16	17	18	19	20	21
22	23	24	25	26	27	28

MARCH						
S	M	T	W	T	F	S
1	2	3	4	5	6	7
8	9	10	11	12	13	14
15	16	17	18	19	20	21
22	23	24	25	26	27	28
29	30	31				

LEGEND	
Board Meeting	
District Holidays	
Major Conferences	
Leadership Breakfast	
MWD Inspection Tour	

APRIL						
S	M	T	W	T	F	S
			1	2	3	4
5	6	7	8	9	10	11
12	13	14	15	16	17	18
19	20	21	22	23	24	25
26	27	28	29	30		

MAY						
S	M	T	W	T	F	S
					1	2
3	4	5	6	7	8	9
10	11	12	13	14	15	16
17	18	19	20	21	22	23
24	25	26	27	28	29	30
31						

JUNE						
S	M	T	W	T	F	S
	1	2	3	4	5	6
7	8	9	10	11	12	13
14	15	16	17	18	19	20
21	22	23	24	25	26	27
28	29	30				

CY 2026 DISTRICT HOLIDAYS OBSERVED	
New Year's Day	January 1
Day after New Year	January 2
Martin Luther King Jr. Day	January 19
President's Day	February 16
Memorial Day	May 25
Independence Day	July 3
Labor Day	September 7
Veterans Day	November 11
Thanksgiving Day	November 26
Day after Thanksgiving	November 27
Christmas & Holiday Closure	December 21 - 31

JULY						
S	M	T	W	T	F	S
			1	2	3	4
5	6	7	8	9	10	11
12	13	14	15	16	17	18
19	20	21	22	23	24	25
26	27	28	29	30	31	

AUGUST						
S	M	T	W	T	F	S
						1
2	3	4	5	6	7	8
9	10	11	12	13	14	15
16	17	18	19	20	21	22
23	24	25	26	27	28	29
30	31					

SEPTEMBER						
S	M	T	W	T	F	S
		1	2	3	4	5
6	7	8	9	10	11	12
13	14	15	16	17	18	19
20	21	22	23	24	25	26
27	28	29	30			

CY 2026 MAJOR CONFERENCES	
ACWA Spring Conference - Sacramento	May 5 - 7
CSDA Annual Conference - Palm Desert	August 24 - 27
ACWA Fall Conference - Anaheim	December 1 - 3

Meetings subject to cancellation - summer recess

Meetings subject to cancellation - summer recess


OCTOBER						
S	M	T	W	T	F	S
				1	2	3
4	5	6	7	8	9	10
11	12	13	14	15	16	17
18	19	20	21	22	23	24
25	26	27	28	29	30	31

NOVEMBER						
S	M	T	W	T	F	S
1	2	3	4	5	6	7
8	9	10	11	12	13	14
15	16	17	18	19	20	21
22	23	24	25	26	27	28
29	30					

DECEMBER						
S	M	T	W	T	F	S
		1	2	3	4	5
6	7	8	9	10	11	12
13	14	15	16	17	18	19
20	21	22	23	24	25	26
27	28	29	30	31		

**BOARD ACTION****BOARD OF DIRECTORS
STAFF REPORT**

To: TVMWD Board of Directors

From: Matthew H. Litchfield, General Manager 

Date: November 19, 2025

Subject: Adoption of Resolution 25-11-1018 Final 2025 Multi-Jurisdictional Hazard Mitigation Plan

Staff Recommendation

Adoption of Resolution 25-11-1018 Final 2025 Multi-Jurisdictional Hazard Mitigation Plan

Discussion

As reported at the previous board meeting, Three Valleys has been engaging with fellow members of the Public Water Agency Group (PWAG) in a collective effort to develop a Multi-Jurisdictional Hazard Mitigation Plan (MJHMP) for the region.

Carolyn Harshman, President of EPC, was selected in 2022 to prepare the MJHMP. Ms. Harshman led the Planning Team meetings, mentoring sessions, development of the 2025 MJHMP, and the formal review process through Cal OES and FEMA. It is important to note that in the middle of the planning process, FEMA introduced new planning guidance which required additional research and writing. These changes added more than a year to the project timeline while requiring a robust outreach strategy and a major rewrite to the Draft Plan.

In early 2024, we sought input from our board members, member agencies, community partners and other stakeholders as we prepared the draft document of our Hazard Mitigation Plan (The Plan). The purpose of the Plan is to help all of us be more resilient against natural hazards. We have completed the final Plan and are now ready to proceed with adoption of the Plan by our board.

The Plan is a framework that will guide Three Valleys in making decisions and developing policies to reduce or eliminate risks to life and property. The plan identifies the types of hazards that threaten the service area, evaluates our vulnerability to those threats, and outlines a strategy to reduce or eliminate the risk posed by those threats. Whether retrofitting

infrastructure or adding manways, etc., the Plan identifies a range of actions and projects that will help us avoid damage and recover quickly from hazardous events.

The Disaster Mitigation Act of 2000 passed by Congress requires that all forms of local government maintain an approved hazard mitigation plan to be eligible for and receive certain types of Federal Emergency Management Agency (FEMA) and other hazard mitigation funds. Receipt of these funds can be critical to the implementation of identified hazard mitigation programs that break the cycle of disaster, damage, restoration, and repeated damage.

To view the final Plan and Annex documents, please go to the following link to view the *PWAG Base Plan* and the *Annex-TVMWD* documents at: <https://pwagroup.org/news/>

An informational notice has also been developed for public viewing and may be found on the Three Valleys website at: <https://www.threevalleys.com/news>

The board is requested to formally adopt the attached Resolution approving the 2025 Multi-Jurisdictional Hazard Mitigation Plan and authorize Emergency Planning Consultants to forward the approved Resolution and supporting documents to FEMA for issuance of a Final Letter of Approval.

Fiscal Impact

None

Environmental Impact

None

Strategic Plan Objective(s)

1.3 – Infrastructure Reliability
3.4 – Operational Integrity

Attachment(s)

Exhibit A – Resolution No. 25-11-1018 Adopting the 2025 Multi-Jurisdictional Hazard Mitigation Plan

Meeting History

Board of Directors Meeting, November 5, 2025, Informational Item

NA/KRH

RESOLUTION NO. 25-11-1018

**RESOLUTION OF THE BOARD OF DIRECTORS OF
THREE VALLEYS MUNICIPAL WATER DISTRICT ADOPTING
THE 2025 MULTI-JURISDICTIONAL HAZARD MITIGATION PLAN**

WHEREAS, the Three Valleys Municipal Water District (“the District”), located at 1021 East Miramar Avenue, Claremont, California, is a municipal water district organized and operating pursuant to Water Code Section 71000 et seq.

WHEREAS, the District is vulnerable to natural hazards which may result in loss of life and property, economic hardship, and threats to public health and safety; and

WHEREAS, Section 322 of the Disaster Mitigation Act of 2000 (DMA 2000) requires state and local governments to develop and submit for approval a mitigation plan that outlines processes for identifying their respective natural hazards, risks, and vulnerabilities; and

WHEREAS, the District acknowledges the requirements of Section 322 of DMA 2000 to prepare a hazard mitigation plan in order to be eligible for pre- and post-disaster federal hazard mitigation grant funds; and

WHEREAS, the District participated in a host of meetings for the Multi-Jurisdictional Hazard Mitigation Plan and collective Base Plan identifying all of the hazards for the project area and District-specific information including capability assessment and mitigation strategies; and

WHEREAS, the Base Plan was developed by a Planning Team with representatives from ten planning participant agencies, and an open planning process to the public and a broad range of stakeholders; and

WHEREAS, the Base Plan recommends mitigation activities that will reduce losses to life and property affected by natural hazards that face the District; and

WHEREAS, pursuant to the California Environmental Quality Act (“CEQA”), staff determined that the adoption of the Row Base Plan (“Project”) is covered by the general rule, pursuant to Section 15061(b)(3) of the State CEQA Guidelines (14 CCR§ 15061(b)(3)), that CEQA applies only to projects which have the potential for causing a significant effect on the environment, and staff found that there is no possible significant effect directly related to the Project. Furthermore, CEQA Guidelines Sections 15262 and 15269 provide additional guidance, in the context, that the Project is a planning study that does not tacitly approve projects that would otherwise require independent environmental review under CEQA.

NOW THEREFORE, BE IT RESOLVED, that the Board of Directors resolves as follows:

SECTION 1. The Board of Directors finds that all of the facts set forth in the Recitals of this Resolution are true and correct.

SECTION 2. The Board of Directors has reviewed the Project and based upon the whole record before it, in the exercise of its independent judgment and analysis, concurs that the adoption of the Base Plan is exempt from consideration under the California Environmental Quality Act ("CEQA") pursuant to CEQA Guidelines Section 15061 (b)(3) because it can be seen with certainty that there is no possibility that the adoption of this Plan, in and of itself, may have a significant effect on the environment; and future projects described within the Plan may be subject to independent environmental review pursuant to CEQA, and therefore no further action is required under CEQA at this time.

SECTION 3. The Board of Directors hereby adopts the Multi-Jurisdictional Hazard Mitigation Plan and collective Base Plan

ADOPTED and PASSED at a meeting of the Three Valleys Municipal Water District's Board of Directors, on this 19th day of November 2025 by the following vote:

AYES:
NOES:
ABSTAIN:
ABSENT:

Mike, Ti
President, Board of Directors


ATTEST:

Jeffrey Hanlon
Secretary, Board of Directors

SEAL:

**BOARD ACTION****BOARD OF DIRECTORS
STAFF REPORT**

To: TVMWD Board of Directors

From: Matthew H. Litchfield, General Manager 

Date: November 19, 2025

Subject: Approval of General Counsel Agreement with Brunick, McElhaney & Kennedy

Staff Recommendation

Staff recommends that the Board of Directors approve the retainer agreement for legal services with Brunick, McElhaney & Kennedy and authorize the General Manager to execute the agreement, subject to non-substantive changes.

Background

On April 19, 1988, the Board of Directors of Three Valleys Municipal Water District voted to retain the law firm of Brunick, McElhaney & Kennedy (formerly Brunick & Pyle) as General Counsel for the District. Over the past 37 years, the Firm has served as a valued resource and trusted ally, providing legal guidance and representation across a wide range of District matters. Mr. Steve Kennedy, partner in the Firm, has provided legal counsel and advice to the District for over 30 years. Throughout this long-standing partnership, the Firm has demonstrated exceptional commitment to the District's mission, institutional knowledge, and continuity of service.

Discussion

In the interest of efficiency, the Firm has proposed transitioning from hourly billing to a flat-rate monthly fee structure. This change is intended to streamline administrative processes and provide the District with greater predictability in legal expenses.

An assessment of historical monthly billings was conducted, which determined that a monthly fee of \$10,000 is reflective of the Firm's current level of service and workload. Due to the recent settlement between the Metropolitan Water District (MWD) and San Diego County Water Authority (SDCWA), staff, along with Mr. Kennedy, determined legal expenses in this monthly amount are appropriate.

The agreement is attached for the Board's review. The agreement allows for renegotiation of the monthly flat fee at any time should circumstances warrant.

Fiscal Impact

The proposed flat-rate monthly fee of \$10,000, totaling \$120,000 annually, is within the Board-approved legal services budget of \$215,000 for FY 2025–26. This arrangement will not require any additional appropriation of funds and will enhance administrative efficiency by reducing the need for detailed invoice review and processing.

Environmental Impact

None

Strategic Plan Objective(s)

2.2 – Accountability

Attachment(s)

Exhibit A – Retainer Agreement for Legal Services

Meeting History

Board of Directors Meeting, November 5, 2025, Informational Item

NA/EG

BRUNICK, MCELHANEY & KENNEDY

PROFESSIONAL LAW CORPORATION
1839 COMMERCENTER WEST

WILLIAM J. BRUNICK
LELAND P. MCELHANEY
STEVEN M. KENNEDY

SAN BERNARDINO, CALIFORNIA 92408

TELEPHONE: (909) 889-8301
FAX: (909) 388-1889

MAILING ADDRESS:

POST OFFICE BOX 13130
SAN BERNARDINO, CALIFORNIA 92423-3130

October 29, 2025

VIA ELECTRONIC TRANSMISSION

Matthew H. Litchfield, General Manager
Three Valleys Municipal Water District
1021 E. Miramar Avenue
Claremont, CA 91711-2052

RE: Retainer Agreement for Legal Services

Dear Mr. Litchfield:

Pursuant to the District's request, the law firm of Brunick, McElhaney & Kennedy ("Firm") welcomes the opportunity to submit this agreement to restructure this Firm's financial arrangement with Three Valleys Municipal Water District ("District") to support in a mutually-beneficial manner our continued General Counsel legal representation of the District since 1988.

History and Background

This Firm has served as the District's General Counsel over the last 37 years. It does not appear from our files that the District's initial retention of this Firm was ever formalized by a written agreement.

Prior to July 1, 2004, this Firm billed the District at the rate of \$125.00 an hour for General Counsel services.

As reflected in the document attached hereto dated June 25, 2004, the hourly rate charged by this Firm to the District for legal services beginning July 1, 2004, was increased to \$150.00, while rate for travel time was reduced to \$100.00 per hour.

Thereafter, as reflected in the letter from the District dated May 20, 2015, that is also enclosed herewith, the hourly rate charged by this Firm for General Counsel services was increased to \$200.00 effective July 1, 2015, while the rate for travel time remained at \$100.00 per hour.

No change or adjustment in the rates charged by this Firm for legal services provided to the District has occurred over the last ten (10) years.

Matthew H. Litchfield, General Manager
Three Valleys Municipal Water District
October 29, 2025
Page 2

The total amount of this Firm's billings to the District during Calendar Year 2024 was \$125,951.00, for a monthly average of \$10,496.00.

On May 21, 2025, the District's Board of Directors ("Board") approved an annual purchase order to this Firm in the amount of \$215,000.00 for legal services for Fiscal Year 2025-26, for a monthly average of \$17,916.67.

This Firm's last billing to the District was an invoice in the amount of \$14,360.00 for legal services rendered in March of 2025. This Firm has not yet billed the District for any services that were provided over the six-month period of April-September 2025.

This Firm proposes that its financial arrangement with the District be shifted from an hourly rate to a flat monthly retainer of \$10,000.00 to be effective as of April 1, 2025, the last quarter of Fiscal Year 2024-25. This amount reflects a reduction in this Firm's billings from Calendar Year 2024, and is nearly \$100,000.00 less than the District's Board-approved annual purchase order for Fiscal Year 2025-26.

If acceptable, the purpose of this letter is to furnish the District and this Firm with a written memorandum of the terms and conditions under which this Firm will continue our General Counsel representation of the District pursuant to a mutually-beneficial monthly retainer arrangement.

Terms and Conditions

1. **Services** - This Firm will provide such General Counsel legal services as requested by the District. No other services are covered by this agreement.
2. **Attorney's Fees** - In consideration of the necessary legal services rendered and to be rendered, this Firm will charge the District a flat retainer of \$10,000.00 a month. This amount may be adjusted informally by the District and this Firm in the event of a significant change in monthly workload.

Services will be billed monthly and all bills are payable thirty (30) days after receipt by the District. All checks should be made payable to Brunick, McElhaney & Kennedy.

This Firm may withdraw from this agreement if prompt payment, in full, is not made within thirty (30) days from the date of the billing, unless other arrangements have been made, in writing, in advance. The District is not obligated to assign any matters to this Firm.

3. **Costs and Disbursements** - This Firm will not pass through to the District any copying, postage, and telephone expenses except in extraordinary circumstances; other non-routine or third-party expenses incurred by this Firm on the District's behalf (such as filing fees and service costs) may be included in this Firm's monthly invoices to the District.

Matthew H. Litchfield, General Manager
Three Valleys Municipal Water District
October 29, 2025
Page 3

4. Special Counsel - The District may, in its sole discretion, contract with other attorneys for services that this Firm may or may not be qualified to provide. Procurement of such services may be separate and apart from this agreement.


5. Termination - The District may terminate this agreement at any time.

If this fee agreement is satisfactory to the District, please sign in the space indicated below and return the executed original to our office. The District may keep a copy for its files.

On a personal note, I wish to thank the Board and District staff for the opportunity to continue to represent the District throughout the entirety of my legal career - and I look forward to hopefully another 37 years of service to the District.

Very truly yours,

BRUNICK, McELHANEY & KENNEDY



Steven M. Kennedy

Enclosures

AGREED TO AND ACCEPTED:

By: _____
President, Board of Directors
Three Valleys Municipal Water District

Dated: _____, 2025

BRUNICK, BATTERSBY, MCELHANEY & BECKETT

PROFESSIONAL LAW CORPORATION

1839 COMMERCENTER WEST

POST OFFICE BOX 6425

SAN BERNARDINO, CALIFORNIA 92412

TELEPHONE: (909) 889-8301

FAX: (909) 388-1889

E-MAIL: bbmbllaw.com

RECEIVED
BRUNICK, BATTERSBY,
MCELHANEY & BECKETT
P. O. BOX 1320
REDLANDS, CALIFORNIA 92373
TELEPHONE: (909) 498-0118

RENE S. ABRAHAM
MARGUERITE P. BATTERSBY
STEVEN K. BECKETT
WILLIAM J. BRUNICK
HARRY C. CARPELAN
RAYMOND F. DOLEN
RICHARD C. HARRIS
STEVEN M. KENNEDY
LELAND P. MCELHANEY
STEPHEN MILLER

OF COUNSEL
CHARLES A. PECKHAM

PLEASE REFER TO

June 25, 2004

Richard W. Hansen, General Manager
Three Valleys Municipal Water District
1021 E. Miramar Avenue
Claremont, CA 91711-2052

Re: Notice of Hourly Fee Adjustment

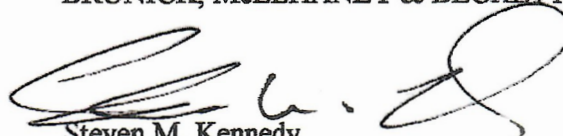
Dear Mr. Hansen:

In accordance with our previous discussions, please be advised that effective July 1, 2004, the hourly rate charged by this office to the District for General Counsel services will be increased to \$150.00 per hour. However, the hourly rate for regular travel time will be reduced to \$100.00 hour; further, no fees will be charged for travel time by air. Additionally, this office will not pass through any copying, postage, and telephone expenses except in extraordinary circumstances; other non-routine or third-party expenses incurred by this office on the District's behalf (such as filing fees and service costs) may be included in our monthly invoices to the District.


It has been a tremendous honor to serve as the District's General Counsel since 1987. We have enjoyed our relationship with the District and hope to continue our representation. If you have any questions, please feel free to contact me at your convenience.

Very truly yours,

BRUNICK, MCELHANEY & BECKETT


Steven M. Kennedy

ACCEPTED AND AGREED:



Richard W. Hansen, General Manager
Three Valleys Municipal Water District

Dated: 7-12-04



BOARD OF DIRECTORS

Brian Bowcock
David D. De Jesus
Carlos Goytia
Dan Horan
Bob Kuhn
Fred Lantz
Joseph T. Ruzicka

GENERAL MANAGER/CHIEF ENGINEER

Richard W. Hansen, P.E.

May 20, 2015

Steve Kennedy
Brunick, McElhaney & Kennedy
Professional Law Corporation
P.O. Box 13130
San Bernardino, CA 92423

Re: Hourly Fees

Dear Mr. Kennedy:

It's come to our attention that it's been several years since your fees increased. We are grateful for your many years of service to TVMWD and look forward to continuing our relationship. While we appreciate your modest fees, we wish to ensure you're being justly compensated for your time. As such, please increase your hourly fee to \$200 beginning July 1, 2015. We ask that the travel time rate remain at \$100 per hour.

Please contact myself or Rick Hansen if you have any questions regarding this matter.


Very truly yours,

A handwritten signature in black ink, appearing to read "Bob Kuhn", is written over the "Very truly yours," text.

Bob G. Kuhn, President

**BOARD INFORMATION****BOARD OF DIRECTORS
STAFF REPORT**

To: TVMWD Board of Directors

From: Matthew H. Litchfield, General Manager 

Date: November 19, 2025

Subject: Legislative Update – November 2025

Staff Recommendation

No Action Necessary – Informational Item Only

Discussion

The second year of the current biennial (two-year) legislative session continues on January 5th, 2026. This is also the first day when new legislation may be introduced.

Three Valleys is pleased to announce that we are once again being recognized by the Association of California Water Agencies (ACWA) as the top legislative outreach winner for its local region in 2025. ACWA is the largest statewide coalition of water agencies in the country, with nearly five hundred public agencies in its membership. Three Valleys falls in ACWA's Region 8, comprised of both Los Angeles and Ventura County. This marks the seventeenth time that the District has been honored by ACWA with this award (see attached memo from ACWA).

Outreach winners are recognized for their efforts in responding to key legislative issues and making quality contacts with congress members, state assembly members and senators on water legislation throughout California. The District remained active on several local/statewide legislative committees during the year and advocated on several important bills, including support for the *California Water For All* (SB 72), co-sponsoring important Brown Act legislation (AB 259) and supporting other measures seeking to protect water rights in California. The District also engaged with its local legislators throughout the year at their Capitol and local district offices and at several regional events and local facility tours.

Please see the attached prospective *2026 Legislative Calendar* for key dates coming up in the next year.

Fiscal Impact

None

Environmental Impact

None

Strategic Plan Objective(s)

1.5 – Advocacy

2.4 – Legislation

Attachment(s)

Exhibit A – 2025 ACWA Outreach Award Memo

Exhibit B – 2025 Legislative Calendar

Meeting History

None

NA/KH





Bringing
Water
Together

October 28, 2025

Matthew Litchfield
General Manager
Three Valleys Municipal Water District

Dear Matthew:

Congratulations! Your district is one of the top ACWA 2025 Outreach winners in your region. Your outstanding efforts as part of the Outreach Program have helped ACWA accomplish its legislative and regulatory goals this year.

Here is a list of the winning districts in each region for the 2025 Outreach Recognition Awards.

- Region 1: Mendocino County Russian River Flood Control and Water Conservation Improvement District**
- Region 2: Bella Vista Water District**
- Region 3: Tuolumne Utilities District**
- Region 4: San Juan Water District**
- Region 5: Monterey Peninsula Water Management District**
- Region 6: McMullin Area Groundwater Sustainability Agency**
- Region 7: Friant Water Authority**
- Region 8: Three Valleys Municipal Water District**
- Region 9: West Valley Water District**
- Region 10: Mesa Water District**

ACWA will acknowledge your district and the other regional winners at ACWA's 2025 Fall Conference & Expo in San Diego, Thursday, Dec. 4 at the Keynote and Awards Program. The overall winner will be announced at this time. The regional winners will also be asked to stay after the program to collect the award and take photos.

Thank you for all of your hard work this year on helping advance ACWA's legislative and regulatory goals!

Sincerely,

A handwritten signature in blue ink, appearing to read "Marwan Khalifa", with a long horizontal flourish extending to the right.

Marwan Khalifa
ACWA Interim Executive Director

Arnold and Associates, Inc.

Legislative Advocates and Consultants

2026 Legislative Calendar

Jan. 1	Statutes take effect
Jan. 5	Legislature reconvenes
Jan. 10	Budget must be submitted by Governor
Jan. 16	Last day for policy committees to hear and report to fiscal committees fiscal bills introduced in their house in the odd-numbered year
Jan 23	Last day for any committee to hear and report to the floor bills introduced in that house in the odd-numbered year Also, the last day to submit bill requests to the Office of Legislative Counsel
Jan 31	Last day for each house to pass bills introduced in that house in the odd-numbered year
Feb. 20	Last Day for bills to be introduced
Mar 26	Spring Recess begins upon adjournment of session
April 6	Legislature reconvenes from Spring Recess
April 24	Last Day for policy committees to hear and report to fiscal committees fiscal bills introduced in their house
May 1	Last Day for policy committees to hear and report to the floor nonfiscal bills introduced in their house
May 8	Last Day for policy committees to meet prior to June 1
May 15	Last Day for fiscal committees to hear and report to the Floor non-fiscal bills introduced in their house. Last day for fiscal committees to meet prior to June 1
May 26-29	Floor Session Only
May 29	Last Day for each house to pass bills introduced in that house.
June 1	Committee meetings may resume
June 15	Budget Bill must be passed by midnight
July 2	Last Day for policy committee to meet and report bills. Summer Recess begins upon adjournment of session provided Budget Bill has been passed
Aug. 3	Legislature reconvenes from Summer Recess
Aug 14	Last Day for fiscal committees to meet and report bills to the floor
Aug 17-31	Floor session only
Aug 21	Last day to amend on the Floor.
Aug 31	Last Day for each house to pass bills. Final recess begins upon adjournment
Sep 30	Last Day for Governor to sign or veto bill passed by the Legislature on or before Sep. 1

Phone: (916) 446-2646 ◊ Fax: (916) 446-6095
 1127 11th Street, Suite 820, Sacramento, CA 95814