



# BOARD OF DIRECTORS REGULAR MEETING

**DATE :**  
MARCH 18, 2026

**TIME:**  
8:00 A.M.

-  1021 E. Miramar Avenue | Claremont, CA 91711
-  [www.threevalleys.com](http://www.threevalleys.com)
-  909.621.5568

The mission of Three Valleys Municipal Water District is to supplement and enhance local water supplies to meet our region's needs in a reliable and cost-effective manner.



THREE VALLEYS MUNICIPAL WATER DISTRICT  
REGULAR BOARD MEETING MINUTES

Wednesday, February 4, 2026 | 8:00 a.m.

1. CALL TO ORDER

President Ti called the meeting to order at 8:00 a.m. at the Claremont City Council Chamber, 225 W. Second Street, Claremont, CA 91711.

2. ROLL CALL

Roll call was taken with a quorum of the Board present.

DIRECTORS PRESENT

Mike Ti, President  
Carlos Goytia, Vice President  
Jeff Hanlon, Secretary/Treasurer  
David De Jesus, Director  
Bob Kuhn, Director  
Jorge Marquez, Director  
Jody Roberto, Director

STAFF PRESENT

Matthew Litchfield, General Manager  
Steve Kennedy, Legal Counsel  
Brittany Aguilar, Finance Manager  
Nadia Aguirre, Executive Board Secretary  
Erika Gomez, Chief Finance Officer  
Karen Harberson, Compliance Specialist  
Kirk Howie, Chief Administrative Officer  
Steve Lang, Chief Operations Officer  
Sylvie Lee, Chief Water Resources Officer  
Joshua Olivares-Hernandez, Finance Analyst  
Kevin Panzer, Engineer  
Brian Pen, Water Resources Analyst  
Robert Peng, I.T. Manager  
Alvin Ramos, I.T. Analyst  
Marissa Turner, Admin. Communications Assistant

Virtual Attendees: Ed Chavez, Upper San Gabriel Valley Municipal Water District; Kelly Gardner, Main San Gabriel Basin Watermaster; Myra Malner, Walnut Valley Water District; Dave Michalko, Covina Valley Water Company; Thomas Monk, Walnut Valley Water District; Stephanie Moreno, San Gabriel Valley Water Quality Authority; Justin Nakano, Main San Gabriel Basin Watermaster; Kristie Sanchez, City of La Verne; Henry Woo, Walnut Valley Water District; Michael

In person attendees: John Bellah, Rowland Water District; Tom Coleman, Rowland Water District; Tony Lima, Rowland Water District; Dusty Moiso, Rowland Water District; James Ning, Walnut Valley Water District; Dinny Rasmussen, League of Women's Voters; Sherry Shaw, Walnut Valley Water District

3. FLAG SALUTE

President Ti led the flag salute.

4. DIRECTOR REMOTE PARTICIPATION PURSUANT TO SB 707 – Notification Due to Just Cause

All Directors attended the board meeting in person.

5. AGENDA REORDER/ADDITIONS

No reorder or additions to the agenda were requested.

6. PUBLIC COMMENT

President Ti opened public comment and there was none.

7. ACTION AGENDA

A. APPROVE RETIREE HEALTH BENEFITS POLICY REVISIONS, EFFECTIVE JANUARY 1, 2026

Chief Finance Officer Gomez provided a recap of the January 26, 2026 Special Board of Directors Meeting Workshop regarding refinements to the retiree medical policy originally approved on December 17, 2026, which included a \$1,000 monthly benefit with a 2.5% annual escalator capped at \$1,800. At the Board's direction, staff worked with the District's actuary to evaluate three enhancement scenarios addressing spousal inclusion, a higher escalator, vesting schedule adjustments, and removal of the benefit cap. The Board directed staff to proceed with the lowest-cost enhanced option, noting fiscal prudence, which includes dental and vision coverage for retirees, a Tier 1 vesting schedule allowing full benefits within 15 years of service, a continuing 2.5% annual escalator without a cap, and the ability for unused benefits to be applied toward spousal coverage.

The Board of Directors approved the updated retiree health benefit policy revisions, effective January 1, 2026.

Moved: Director De Jesus                      Second: Director Roberto  
 Ayes: De Jesus, Goytia, Hanlon, Kuhn, Marquez, Roberto, Ti  
 Noes:  
 Abstain:  
 Absent:  
 Motion No. 26-02-5551 Approval of Retiree Health Benefits Policy Revisions  
 Motion passed 7-0-0-0

**B. APPROVE PROPOSED ORGANIZATIONAL RESTRUCTURING, EFFECTIVE MARCH 1, 2026**

The proposed organizational restructuring was discussed at the January 26, 2026, Special Board of Directors Meeting Workshop. The changes support leadership transition, realign responsibilities to address evolving operational and cybersecurity needs, and improve clarity and consistency in reporting structures. The proposal replaces the Chief Administrative Officer position with a Government Affairs Manager and a Water Resources Specialist, reclassifies the Administrative Communications Assistant to Administrative Assistant, and adds a SCADA Electrical Technician position beginning January 2027. The CAO restructuring results in an estimated annual savings of \$72,000, and the addition of the SCADA Electrical Technician, with a salary range of \$97,164 to \$136,030, results in a net fiscal impact of approximately \$100,000 annually.

**Reporting Relationship Changes:**

- Information Technology to report to the Chief Finance Officer
- Administrative Assistant to report to the Human Resources/Risk Manager
- Finance Analyst to report to the Finance Manager

**Title Changes:**

- Operations Supervisor to Operations Manager
- Compliance Specialist to Senior Water Quality Compliance Analyst

The Board of Directors approved the organizational restructuring, effective March 1, 2026.

Moved: Director Roberto                      Second: Director Hanlon  
 Ayes: De Jesus, Goytia, Hanlon, Kuhn, Marquez, Roberto, Ti  
 Noes:  
 Abstain:  
 Absent:  
 Motion No. 26-02-5552 Approval of Organizational Restructuring  
 Motion passed 7-0-0-0

## 8. REPORTS

### A. SUNSHINE ORDINANCE REVIEW

Legal Counsel Kennedy reviewed the key provisions of SB 707 and its impact on the District's Brown Act compliance and Sunshine Ordinance. He noted that staff had already distributed the full Brown Act to Board members as now required by law and outlined updates related to teleconferencing, including codification of remote participation accommodations for disabilities, consolidation of "just cause" and emergency provisions into a single just-cause exception effective through January 1, 2030, expansion of remote meeting authority during declared emergencies, and continuation of annual limits on remote participation. Board members are permitted up to five remote participations per calendar year under the just-cause provisions of the Brown Act. He also highlighted permanent social media restrictions to prevent serial meetings, expanded oral reporting requirements for executive and department head compensation, clarification of authority to remove disruptive individuals from in-person and virtual meetings, and confirmed that new agenda translation requirements do not apply to the District. This item will be brought back with proposed revisions to the District's Sunshine Ordinance to the February 18, 2026, Board of Directors meeting for consideration of approval.

### B. FY 2026-27 BUDGET REVIEW SCHEDULE

Chief Finance Officer Gomez presented the proposed FY 2026–27 budget review schedule, noting that MWD's draft budget is a key driver of the District's timeline. Staff will present the first draft of Three Valleys water sales forecast, budget, and rates at the March 4 Board meeting followed by review with Member Agency Managers on March 11. A second draft will be presented at the April 1 Board meeting and to Member Agency Managers on April 8. MWD is scheduled to adopt its budget on April 14, with the District's budget approval planned for April 15, subject to any adjustments needed based on MWD's final action.

### C. WELL NO. 2 VARIABLE FREQUENCY DRIVE REPLACEMENT PROJECT

Water Resources Analyst Pen presented the Well No. 2 Variable Frequency Drive (VFD) Replacement Project, which will replace the existing 12-year-old, end-of-life VFD with a modern unit that improves energy efficiency and reliability. The current VFD is no longer supported by the manufacturer, and failure would render Well No. 2 inoperable; therefore, staff is proactively pursuing replacement. The project was advertised in December 2025, and two responsive bids were received on January 20, 2026, with LEED Electric, Inc. identified as the apparent low bidder at \$327,903, below the engineer's estimate of

\$366,000 and within the \$350,000 budget. This item will be brought back to the February 18, 2026 Board of Directors meeting for recommendation to award contract.

9. DIRECTORS' / GENERAL MANAGER'S ORAL REPORTS

A. METROPOLITAN WATER DISTRICT

Director De Jesus reported that MWD's draft budget assumes approval of the Pure Water Southern California project, including approximately \$150 million over the next several years. The draft reflects a base budget increase of approximately 7.5%, rising to about 9.5% with additional components such as staffing increases and capital improvement funding for asset replacement. Further updates will be provided as the budget process advances toward anticipated approval in April.

B. CHINO BASIN WATERMASTER

Director Kuhn reported that the judge made a final decision on the attorney fees that were contested by the City of Onatrio.

C. SAN GABRIEL BASIN WATER QUALITY AUTHORITY

Director Kuhn stated there was nothing new to report.

D. MAIN SAN GABRIEL BASIN WATERMASTER

Director Hanlon stated there was nothing new to report.

E. SIX BASINS WATERMASTER

Director Hanlon stated that Chief Water Resources Officer Lee provided an update on the Golden Mussel at the Board meeting.

F. ADDITIONAL BOARD MEMBER REPORTS

Director Roberto announced that the Special District's Association for the San Gabriel Valley will host a mixer on March 11 at VITA in Pomona.

G. GENERAL MANAGER'S COMMENTS

General Manager Litchfield reminded the Board of the upcoming Leadership Breakfast on February 26 with MWD General Manager Deshmukh as the guest speaker. He will email the Board MWD's draft biannual budget. President Ti, Vice President Goytia,

Secretary/Treasurer Hanlon, Chief Administrative Officer Howie, and General Manager Litchfield will travel to Sacramento on March 3 for the annual Lobby Day.

10. CLOSED SESSION

The Board did not convene into closed session; therefore, the following items were not discussed:

A. CONFERENCE WITH LEGAL COUNSEL – EXISTING LITIGATION [Government Code Section 54956.9(d)(1)]

Name of Case: Chino Basin Municipal Water District v. City of Chino, et al., San Bernardino County Superior Court Case No. RCV RS 51010

B. CONFERENCE WITH REAL PROPERTY NEGOTIATORS [Government Code Section 54956.8]

Property: DD64045-01-01, North of Rte. 210 Fwy., East of Padua Ave., Claremont, California  
District Negotiator: Matthew Litchfield, General Manager  
Negotiating Parties: State of California Department of Transportation  
Under Negotiation: Purchase and Sale Agreement

C. CONFERENCE WITH REAL PROPERTY NEGOTIATORS [Government Code Section 54956.8]

Property: 1021 E. Miramar Avenue, Well No. 3, Claremont, California  
District Negotiator: Matthew Litchfield, General Manager  
Negotiating Parties: Golden State Water Company  
Under Negotiation: Price and Terms of Acquisition

11. FUTURE AGENDA ITEMS

No future agenda items were requested.

12. ADJOURNMENT AND NEXT MEETING

President Ti adjourned the Board of Directors meeting at 9:01 a.m. to the next regular board meeting scheduled for Wednesday, February 18, 2026.

---


Mike Ti  
*President, Board of Directors*

---

Recorded by: Nadia Aguirre  
Executive Board Secretary

DRAFT

**BOARD INFORMATION****BOARD OF DIRECTORS  
STAFF REPORT**

**To:** TVMWD Board of Directors  
**From:** Matthew H. Litchfield, General Manager   
**Date:** March 18, 2026  
**Subject:** Change in Cash and Cash Equivalents Report

**Staff Recommendation**

No Action Necessary – Informational Item Only

**Discussion**

Attached for review is the Change in Cash and Cash Equivalents Report for the period ending February 28, 2026.

The Change in Cash and Cash Equivalents reports cash receipts, cash payments, and net changes in cash resulting from operations, investing, and financing activities. This report demonstrates where the cash came from, how the cash was used, and how much the change in cash was during the month.

**Fiscal Impact**

None

**Environmental Impact**

None

**Strategic Plan Objective(s)**

2.1 – Financial Stability

**Attachment(s)**

Exhibit A – Change in Cash and Cash Equivalents Report

Meeting History

None

NA/BA





## CHANGE IN CASH AND CASH EQUIVALENTS REPORT

February 1 through February 28, 2026

	<u>CASH</u>	<u>CASH EQUIVALENTS</u>
SUMMARY 02/28/2026		
Petty Cash	6,000.00	
Local Agency Investment Fund		4,628,122.17
California Asset Management Program (CAMP)		2,993,994.46
General Checking	1,392,084.46	
	<hr/>	<hr/>
<b>TOTAL CASH IN BANKS &amp; ON HAND</b>	<b><u>\$ 1,398,084.46</u></b>	<b><u>\$ 7,622,116.63</u></b>
TOTAL CASH IN BANKS & ON HAND	02/28/26 1,398,084.46	7,622,116.63
TOTAL CASH IN BANKS & ON HAND	01/31/26 842,345.49	8,663,350.80
	<hr/>	<hr/>
<b>PERIOD INCREASE/(DECREASE)</b>	<b><u>\$ 555,738.97</u></b>	<b><u>\$ (1,041,234.17)</u></b>
CHANGE IN CASH POSITION DUE TO:		
Water Sales/Charges Revenue	8,873,646.05	
Subvention/RTS Standby Charge Revenue	537,961.34	
Hydroelectric Revenue		
Other Revenue	36,419.46	
Investment Xfer From Chandler Asset Mgt		
LAIF Quarterly Interest		
California Asset Mgmt Program Interest		8,765.83
Transfer to/from CAMP		
Transfer to/from LAIF	1,050,000.00	
INFLOWS	<hr/>	<hr/>
	10,498,026.85	8,765.83
Expenditures	(9,884,756.50)	
Current Month Outstanding Payables	210,212.51	
Prior Month Cleared Payables	(264,069.06)	
Bank/FSA Svc Fees		
HRA/HSA/FSA/Dependent Care Payment	(3,674.83)	
CalPERS Unfunded Liability /1959 Survivor Ben		
PARS Pension Trust		
Investment Xfer to Chandler Asset Mgt		
Transfer to/from CAMP		
Transfer to/from LAIF		(1,050,000.00)
OUTFLOWS	<hr/>	<hr/>
	(9,942,287.88)	(1,050,000.00)
	<hr/>	<hr/>
<b>PERIOD INCREASE/(DECREASE)</b>	<b><u>555,738.97</u></b>	<b><u>(1,041,234.17)</u></b>
	<hr/>	<hr/>
	\$ -	\$ -

**BOARD ACTION****BOARD OF DIRECTORS  
STAFF REPORT**

**To:** TVMWD Board of Directors

**From:** Matthew H. Litchfield, General Manager 

**Date:** March 18, 2026

**Subject:** Investment Portfolio Performance and Compliance Summary – February 2026

**Staff Recommendation**

Staff recommends that the Board receive and file the Investment Portfolio Performance and Compliance Summary for the month ended February 28, 2026.

**Discussion**

As of February 28, 2026, the District's investment portfolio totaled approximately \$13.88 million (book value) with a market value of \$13.95 million and an overall book yield of 3.59%. The portfolio includes securities managed by Chandler Asset Management, balances held in the Local Agency Investment Fund (LAIF) and the California Asset Management Program (CAMP), and operating cash held in District bank accounts.

The Chandler-managed portion of the portfolio totaled approximately \$4.94 million (book value) with a book yield of 3.96%. The portfolio is diversified across permitted investment types including U.S. Treasuries, federal agencies, corporate securities, and other high-grade instruments consistent with the District's investment policy. The Chandler portfolio generated a 5.77% one-year total return, compared to 5.39% for its benchmark. Yield reflects the income rate generated by the portfolio, while total return includes both income and changes in market value over time. Because the District generally holds securities to maturity, investment income rather than short-term market value changes is the primary driver of portfolio earnings.

The District also maintains liquid balances in pooled investment programs and operating accounts. As of February 28, 2026, the District held approximately \$4.63 million in LAIF, \$2.99 million in CAMP, and \$1.31 million in operating cash and petty cash, providing liquidity for operational and capital needs.

This report is provided in accordance with California Government Code Section 53646, which requires periodic reporting to the governing body on the status of the District's investment portfolio. The District's investment portfolio remains in compliance with California Government Code Sections 53600 et seq. and the District's adopted Investment Policy. Consistent with the statutory priorities of safety, liquidity, and yield, the portfolio is structured to preserve capital, maintain sufficient liquidity to meet operational and capital funding needs, and generate stable investment income. Based on current balances and projected expenditures, the portfolio provides sufficient liquidity to meet the District's anticipated cash flow requirements for the next six months.

**Fiscal Impact**

There is no direct fiscal impact associated with receiving and filing this report. The report is informational only.

**Environmental Impact**

None

**Strategic Plan Objective(s)**

2.2 – Accountability

**Attachment(s)**

Exhibit A – Consolidated Listing of Investment Portfolio – February 28, 2026

Exhibit B – Chandler Asset Management Investment Portfolio Detail – February 28, 2026

**Meeting History**

None

NA/EG



**THREE VALLEYS MUNICIPAL WATER DISTRICT**  
**CONSOLIDATED LISTING OF INVESTMENT PORTFOLIO**  
 February 28, 2026

ITEM	BOOK YIELD	BOOK VALUE	PAR VALUE	MARKET VALUE
Chandler Asset Management				
ABS - Asset Backed Securities	4.53%	191,275.96	191,289.70	192,683.62
Bonds - Agency	4.35%	527,445.69	525,000.00	539,487.38
Cash	0.00%	4,703.29	4,703.29	4,703.29
CMO - Collateralized Mortgage Obligation	4.66%	230,251.84	240,000.00	233,921.70
Money Market Fund	3.30%	50,460.00	50,460.00	50,460.00
Supranational	3.55%	278,715.89	280,000.00	283,103.89
US Corporate	4.19%	1,322,933.99	1,325,000.00	1,339,444.31
US Treasury	3.75%	2,338,923.59	2,350,000.00	2,370,018.43
	<b>3.96%</b>	<b>4,944,710.24</b>	<b>4,966,452.99</b>	<b>5,013,822.61</b>
Local Agency Invest Fund TVMWD	3.87%	4,628,122.17	4,628,122.17	4,628,122.17
California Asset Management Program	3.83%	2,993,994.46	2,993,994.46	2,993,994.46
<b>Reserve Fund</b>		<b>\$ 12,566,826.87</b>	<b>\$ 12,588,569.62</b>	<b>\$ 12,635,939.24</b>
Checking (Citizens)	0.55%	1,307,215.31	1,307,215.31	1,307,215.31
Petty Cash Fund	0.00%	6,000.00	6,000.00	6,000.00
<b>Working Cash</b>		<b>\$ 1,313,215.31</b>	<b>\$ 1,313,215.31</b>	<b>\$ 1,313,215.31</b>
<b>TOTAL PORTFOLIO</b>	<b>3.59%</b>	<b>\$ 13,880,042.18</b>	<b>\$ 13,901,784.93</b>	<b>\$ 13,949,154.55</b>

I certify that this report accurately reflects all investments of Three Valleys Municipal Water District and that all investments and this report are in conformity with Sections 53600 et seq of the California Government Code and the District's annual statement of investment policy (Resolution 25-06-1009). The District's investment program herein shown provides sufficient cash flow and liquidity to meet all budgeted expenditures for the next six months.

\_\_\_\_\_  
 MATTHEW H. LITCHFIELD, General Manager/Assistant Treasurer



# MONTHLY ACCOUNT STATEMENT

---

Three Valleys Municipal Water District | Account #10065 | As of February 28, 2026

**CHANDLER ASSET MANAGEMENT** | [chandlerasset.com](http://chandlerasset.com)

**Chandler Team:**

For questions about your account, please call (800) 317-4747,  
or contact [clientservice@chandlerasset.com](mailto:clientservice@chandlerasset.com)

**Custodian:**

US Bank

# PORTFOLIO SUMMARY

Three Valleys Municipal Water District | Account #10065 | As of February 28, 2026

## Portfolio Characteristics

Average Modified Duration	2.49
Average Coupon	3.74%
Average Purchase YTM	3.99%
Average Market YTM	3.60%
Average Credit Quality*	AA
Average Final Maturity	2.83
Average Life	2.72

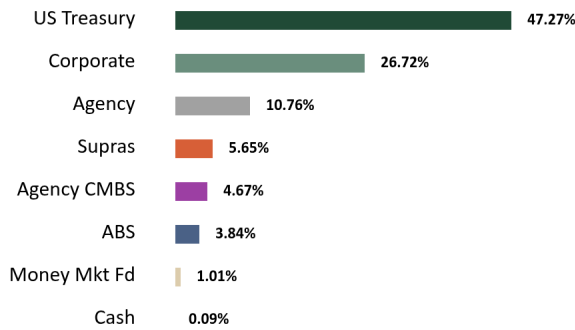
## Account Summary

	End Values as of 01/31/2026	End Values as of 02/28/2026
Market Value	4,980,902.73	5,013,822.61
Accrued Interest	38,109.43	43,511.59
<b>Total Market Value</b>	<b>5,019,012.17</b>	<b>5,057,334.20</b>
Income Earned	7,221.03	20,180.54
Cont/WD	0.00	0.00
Par	4,959,812.52	4,966,452.99
Book Value	4,936,133.37	4,944,710.24
Cost Value	4,907,237.51	4,916,132.73

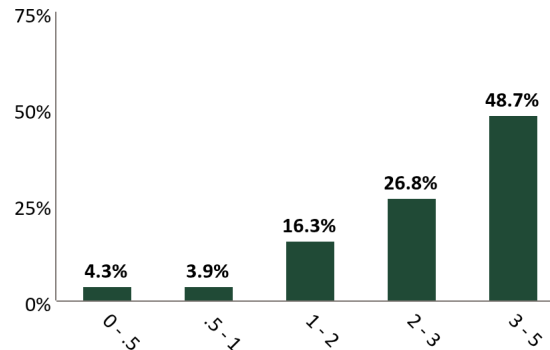
## Top Issuers

United States	47.27%
Federal Home Loan Banks	6.05%
Farm Credit System	4.71%
Federal Home Loan Mortgage Corp	4.67%
International Bank for Recon and Dev	2.42%
Inter-American Development Bank	2.41%
Berkshire Hathaway Inc.	1.77%
Deere & Company	1.77%

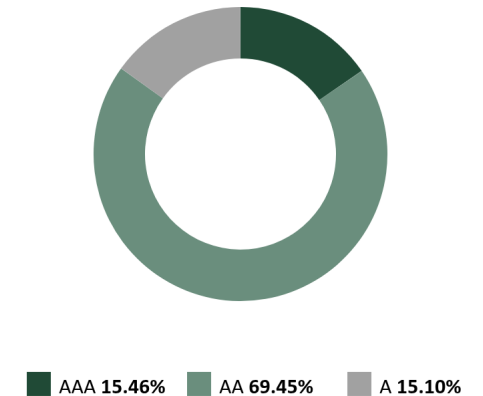
## Sector Allocation



## Maturity Distribution



## Credit Quality\*



## Performance Review

Total Rate of Return**	1M	3M	YTD	1YR	2YRS	3YRS	5YRS	10YRS	Since Inception (05/01/09)
Three Valleys Municipal WD	0.78%	1.22%	1.00%	5.50%	5.56%	5.22%	2.02%	2.15%	2.11%
Benchmark Return	0.79%	1.15%	0.95%	5.20%	5.26%	4.87%	1.62%	1.80%	1.78%

\*The average credit quality is a weighted average calculation of the highest of S&P, Moody's and Fitch.

\*\*Periods over 1 year are annualized.

Benchmark: ICE BofA 1-5 Year Unsubordinated US Treasury & Agency Index

## STATEMENT OF COMPLIANCE

Three Valleys Municipal Water District | Account #10065 | As of February 28, 2026

Rules Name	Limit	Actual	Compliance Status	Notes
<b>AGENCY MORTGAGE SECURITIES</b>				
Max % (MV)	20.0	4.7	Compliant	
Max Maturity (Years)	5.0	4.2	Compliant	
Min Rating (AA- by 1)	0.0	0.0	Compliant	
<b>ASSET-BACKED SECURITIES (ABS)</b>				
Max % (MV; Non Agency ABS & MBS)	20.0	3.8	Compliant	
Max % Issuer (MV)	5.0	0.6	Compliant	
Max Maturity (Years)	5	4	Compliant	
Min Rating (AA- by 1)	0.0	0.0	Compliant	
<b>BANKERS' ACCEPTANCES</b>				
Max % (MV)	40.0	0.0	Compliant	
Max % Issuer (MV)	5.0	0.0	Compliant	
Max Maturity (Days)	180	0.0	Compliant	
Min Rating (A- by 1)	0.0	0.0	Compliant	
<b>COMMERCIAL PAPER</b>				
Max % (MV)	25.0	0.0	Compliant	
Max % Issuer (MV)	5.0	0.0	Compliant	
Max Maturity (Days)	270	0.0	Compliant	
Min Rating (A-1 by 1)	0.0	0.0	Compliant	
<b>CORPORATE MEDIUM TERM NOTES</b>				
Max % (MV)	30.0	26.7	Compliant	
Max % Issuer (MV)	5.0	1.8	Compliant	
Max Maturity (Years)	5	4	Compliant	
Min Rating (A- by 1)	0.0	0.0	Compliant	
<b>FEDERAL AGENCIES</b>				
Max % (MV)	100.0	10.8	Compliant	
Max Maturity (Years)	5	3	Compliant	
<b>LOCAL AGENCY INVESTMENT FUND (LAIF)</b>				
Max Concentration (MV)	75.0	0.0	Compliant	
<b>MONEY MARKET MUTUAL FUNDS</b>				
Max % (MV)	20.0	1.0	Compliant	
Max % Issuer (MV)	20.0	1.0	Compliant	
Min Rating (AAA by 2)	0.0	0.0	Compliant	
<b>MORTGAGE-BACKED SECURITIES (NON-AGENCY)</b>				

## STATEMENT OF COMPLIANCE

Three Valleys Municipal Water District | Account #10065 | As of February 28, 2026

Rules Name	Limit	Actual	Compliance Status	Notes
Max % (MV)	20.0	0.0	Compliant	
Max % Issuer (MV)	5.0	0.0	Compliant	
Max Maturity (Years)	5.0	0.0	Compliant	
Min Rating (AA- by 1)	0.0	0.0	Compliant	
<b>MUNICIPAL SECURITIES (CA, LOCAL AGENCY)</b>				
Max % (MV)	100.0	0.0	Compliant	
Max % Issuer (MV)	5.0	0.0	Compliant	
Max Maturity (Years)	5.0	0.0	Compliant	
<b>NEGOTIABLE CERTIFICATES OF DEPOSIT (NCD)</b>				
Max % (MV)	30.0	0.0	Compliant	
Max % Issuer (MV)	5.0	0.0	Compliant	
Max Maturity (Years)	5	0.0	Compliant	
Min Rating (A- by 1)	0.0	0.0	Compliant	
<b>SUPRANATIONAL OBLIGATIONS</b>				
Max % (MV)	30.0	5.6	Compliant	
Max % Issuer (MV)	10.0	2.4	Compliant	
Max Maturity (Years)	5	3	Compliant	
Min Rating (AA- by 1)	0.0	0.0	Compliant	
<b>TIME DEPOSITS/CERTIFICATES OF DEPOSIT</b>				
Max % Issuer (MV)	5.0	0.0	Compliant	
Max Maturity (Years)	5.0	0.0	Compliant	
<b>U.S. TREASURIES</b>				
Max % (MV)	100.0	47.3	Compliant	
Max Maturity (Years)	5	4	Compliant	



## RECONCILIATION SUMMARY

Three Valleys Municipal Water District | Account #10065 | As of February 28, 2026

### Maturities / Calls

Month to Date	0.00
Fiscal Year to Date	(95,000.00)

### Principal Paydowns

Month to Date	(3,110.09)
Fiscal Year to Date	(24,961.51)

### Purchases

Month to Date	90,653.39
Fiscal Year to Date	1,186,125.29

### Sales

Month to Date	(74,206.46)
Fiscal Year to Date	(966,756.82)

### Interest Received

Month to Date	13,781.33
Fiscal Year to Date	104,627.55

### Purchased / Sold Interest

Month to Date	161.06
Fiscal Year to Date	(427.98)

### Accrual Activity Summary

	Month to Date	Fiscal Year to Date (07/01/2025)
Beginning Book Value	4,936,133.37	4,843,140.74
Maturities/Calls	0.00	(95,000.00)
Principal Paydowns	(3,110.09)	(24,961.51)
Purchases	90,653.39	1,186,125.29
Sales	(74,206.46)	(966,756.82)
Change in Cash, Payables, Receivables	(4,510.25)	4,647.07
Amortization/Accretion	835.99	6,996.22
Realized Gain (Loss)	(1,085.71)	(9,480.75)
Ending Book Value	4,944,710.24	4,944,710.24

### Fair Market Activity Summary

	Month to Date	Fiscal Year to Date (07/01/2025)
Beginning Market Value	4,980,902.73	4,857,616.18
Maturities/Calls	0.00	(95,000.00)
Principal Paydowns	(3,110.09)	(24,961.51)
Purchases	90,653.39	1,186,125.29
Sales	(74,206.46)	(966,756.82)
Change in Cash, Payables, Receivables	(4,510.25)	4,647.07
Amortization/Accretion	835.99	6,996.22
Change in Net Unrealized Gain (Loss)	24,343.01	54,636.94
Realized Gain (Loss)	(1,085.71)	(9,480.75)
Ending Market Value	5,013,822.61	5,013,822.61



**HOLDINGS REPORT**

Three Valleys Municipal Water District | Account #10065 | As of February 28, 2026

Cusip	Security Description	Par Value/ Units	Purchase Date Purchase Yield	Cost Value Book Value	Mkt Price Mkt YTM	Market Value Accrued Int.	% of Port. Gain/Loss	Moody's/ S&P/ Fitch	Maturity Duration
<b>ABS</b>									
47800AAC4	JDOT 2022-B A3 3.74 02/16/2027	785.34	07/12/2022 3.77%	785.26 785.32	99.99 4.03%	785.26 1.31	0.02% (0.06)	Aaa/NA AAA	0.97 0.04
47800BAC2	JDOT 2022-C A3 5.09 06/15/2027	5,504.36	10/12/2022 3.29%	5,503.94 5,504.25	100.17 3.80%	5,513.82 12.45	0.11% 9.57	Aaa/NA AAA	1.29 0.12
05594HAD5	BMWLT 2025-2 A3 3.97 09/25/2028	25,000.00	10/08/2025 4.32%	24,999.93 24,999.94	100.37 3.72%	25,092.60 16.54	0.50% 92.66	NA/AAA AAA	2.57 1.31
43813YAC6	HAROT 2024-3 A3 4.57 03/21/2029	30,000.00	08/09/2024 4.66%	29,995.29 29,996.86	100.63 3.80%	30,189.87 38.08	0.60% 193.01	Aaa/NA AAA	3.06 0.76
58768YAD7	MBALT 2025-A A3 4.61 04/16/2029	25,000.00	05/14/2025 4.66%	24,996.95 24,997.56	101.38 3.84%	25,344.75 51.22	0.51% 347.19	NA/AAA AAA	3.13 1.67
89239TAD4	TAOT 2024-D A3 4.4 06/15/2029	15,000.00	10/10/2024 4.51%	14,999.16 14,999.41	100.64 3.79%	15,096.48 29.33	0.30% 97.07	Aaa/AAA NA	3.29 0.99
34535VAD6	FORDO 2024-D A3 4.61 08/15/2029	30,000.00	11/19/2024 4.66%	29,999.04 29,999.30	101.03 3.81%	30,309.03 61.47	0.60% 309.73	Aaa/NA AAA	3.46 1.21
44935CAD3	HART 2025-A A3 4.32 10/15/2029	30,000.00	03/04/2025 4.84%	29,995.58 29,996.51	100.80 3.75%	30,239.40 57.60	0.60% 242.89	NA/AAA AAA	3.63 1.31
89231GAD0	TAOT 2025-D A3 3.84 06/17/2030	30,000.00	10/15/2025 4.27%	29,996.55 29,996.81	100.37 3.67%	30,112.41 51.20	0.60% 115.60	NA/AAA AAA	4.30 1.89
<b>Total ABS</b>		<b>191,289.70</b>	<b>4.53%</b>	<b>191,271.70</b> <b>191,275.96</b>	<b>100.73</b> <b>3.77%</b>	<b>192,683.62</b> <b>319.20</b>	<b>3.84%</b> <b>1,407.66</b>		<b>3.31</b> <b>1.28</b>
<b>AGENCY</b>									
3130ATS57	FEDERAL HOME LOAN BANKS 4.5 03/10/2028	60,000.00	04/06/2023 3.51%	62,670.00 61,100.11	102.13 3.40%	61,278.72 1,282.50	1.22% 178.61	Aa1/AA+ AA+	2.03 1.88
3130AWTR1	FEDERAL HOME LOAN BANKS 4.375 09/08/2028	100,000.00	09/12/2023 4.49%	99,493.50 99,743.55	102.28 3.42%	102,283.00 2,102.43	2.04% 2,539.45	Aa1/AA+ AA+	2.53 2.32
3133EPWK7	FEDERAL FARM CREDIT BANKS FUNDING CORP 4.5 09/22/2028	130,000.00	09/27/2023 4.76%	128,515.40 129,236.91	102.62 3.42%	133,408.08 2,583.75	2.66% 4,171.17	Aa1/AA+ AA+	2.57 2.36
3133EPC45	FEDERAL FARM CREDIT BANKS FUNDING CORP 4.625 11/13/2028	100,000.00	11/27/2023 4.46%	100,716.00 100,390.40	102.87 3.50%	102,865.90 1,387.50	2.05% 2,475.50	Aa1/AA+ AA+	2.71 2.49
3130AXQK7	FEDERAL HOME LOAN BANKS 4.75 12/08/2028	80,000.00	-- 4.03%	82,524.30 81,432.68	103.31 3.48%	82,648.80 876.11	1.65% 1,216.12	Aa1/AA+ AA+	2.78 2.56
3130B1BC0	FEDERAL HOME LOAN BANKS 4.625 06/08/2029	55,000.00	06/18/2024 4.29%	55,822.80 55,542.03	103.64 3.44%	57,002.88 586.48	1.14% 1,460.85	Aa1/AA+ AA+	3.27 2.99

## HOLDINGS REPORT

Three Valleys Municipal Water District | Account #10065 | As of February 28, 2026

Cusip	Security Description	Par Value/ Units	Purchase Date Purchase Yield	Cost Value Book Value	Mkt Price Mkt YTM	Market Value Accrued Int.	% of Port. Gain/Loss	Moody's/ S&P/ Fitch	Maturity Duration
<b>Total Agency</b>		<b>525,000.00</b>	<b>4.35%</b>	<b>529,742.00</b> <b>527,445.69</b>	<b>102.76</b> <b>3.44%</b>	<b>539,487.38</b> <b>8,818.77</b>	<b>10.76%</b> <b>12,041.69</b>		<b>2.63</b> <b>2.42</b>
<b>AGENCY CMBS</b>									
3137FETN0	FHMS K-073 A2 3.35 01/25/2028	50,000.00	07/10/2023 4.75%	47,339.84 48,906.94	99.44 3.57%	49,722.45 139.58	0.99% 815.51	Aa1/AA+ AAA	1.91 1.71
3137FG6X8	FHMS K-077 A2 3.85 05/25/2028	90,000.00	05/24/2023 4.65%	88,347.66 89,272.16	100.30 3.61%	90,270.45 288.75	1.80% 998.29	Aa1/AA+ AAA	2.24 2.03
3137H4BY5	FHMS K-746 A2 2.031 09/25/2028	50,000.00	10/26/2023 5.31%	43,060.55 46,406.57	95.96 3.69%	47,980.75 84.63	0.96% 1,574.18	Aa1/AA+ AAA	2.57 2.41
3137FTFY8	FHMS K-109 A2 1.558 04/25/2030	50,000.00	12/16/2025 3.89%	45,457.03 45,666.17	91.90 3.72%	45,948.05 64.92	0.92% 281.88	Aa1/AA+ AAA	4.15 3.84
<b>Total Agency CMBS</b>		<b>240,000.00</b>	<b>4.66%</b>	<b>224,205.08</b> <b>230,251.84</b>	<b>97.58</b> <b>3.64%</b>	<b>233,921.70</b> <b>577.88</b>	<b>4.67%</b> <b>3,669.86</b>		<b>2.61</b> <b>2.39</b>
<b>CASH</b>									
CCYUSD	Receivable	4,703.29	--	4,703.29 4,703.29	1.00	4,703.29 0.00	0.09% 0.00	Aaa/AAA AAA	0.00 0.00
<b>Total Cash</b>		<b>4,703.29</b>		<b>4,703.29</b> <b>4,703.29</b>	<b>1.00</b>	<b>4,703.29</b> <b>0.00</b>	<b>0.09%</b> <b>0.00</b>		<b>0.00</b> <b>0.00</b>
<b>CORPORATE</b>									
023135BX3	AMAZON.COM INC 1.0 05/12/2026	25,000.00	05/26/2021 0.97%	25,040.25 25,000.95	99.46 3.78%	24,865.05 75.69	0.50% (135.90)	A1/AA AA-	0.20 0.19
931142ERO	WALMART INC 1.05 09/17/2026	10,000.00	09/08/2021 1.09%	9,981.10 9,997.93	98.55 3.78%	9,855.05 47.83	0.20% (142.88)	Aa2/AA AA	0.55 0.53
24422EVW6	JOHN DEERE CAPITAL CORP 1.3 10/13/2026	90,000.00	04/21/2022 3.29%	82,534.50 88,966.18	98.47 3.85%	88,618.95 448.50	1.77% (347.23)	A1/A A+	0.62 0.60
87612EBM7	TARGET CORP 1.95 01/15/2027	25,000.00	01/19/2022 1.99%	24,957.50 24,992.52	98.49 3.73%	24,622.18 62.29	0.49% (370.34)	A2/A A	0.88 0.85
084664CZ2	BERKSHIRE HATHAWAY FINANCE CORP 2.3 03/15/2027	90,000.00	-- 2.70%	88,360.10 89,652.17	98.63 3.66%	88,763.67 954.50	1.77% (888.50)	Aa2/AA A+	1.04 1.00
09247XAN1	BLACKROCK FINANCE INC 3.2 03/15/2027	85,000.00	04/25/2022 3.40%	84,219.70 84,834.14	99.54 3.66%	84,606.62 1,254.22	1.69% (227.52)	Aa3/AA- NA	1.04 0.99
023135CF1	AMAZON.COM INC 3.3 04/13/2027	30,000.00	04/11/2022 3.34%	29,938.20 29,986.19	99.66 3.61%	29,897.31 379.50	0.60% (88.88)	A1/AA AA-	1.12 1.07

**HOLDINGS REPORT**

Three Valleys Municipal Water District | Account #10065 | As of February 28, 2026

Cusip	Security Description	Par Value/ Units	Purchase Date Purchase Yield	Cost Value Book Value	Mkt Price Mkt YTM	Market Value Accrued Int.	% of Port. Gain/Loss	Moody's/ S&P/ Fitch	Maturity Duration
665859AW4	NORTHERN TRUST CORP 4.0 05/10/2027	70,000.00	09/28/2022 4.70%	67,975.60 69,476.76	100.34 3.70%	70,238.49 863.33	1.40% 761.73	A2/A+ A+	1.19 1.06
037833ET3	APPLE INC 4.0 05/10/2028	10,000.00	05/08/2023 4.04%	9,980.70 9,991.54	100.87 3.58%	10,086.65 123.33	0.20% 95.11	Aaa/AA+ NA	2.20 1.98
341081GN1	FLORIDA POWER & LIGHT CO 4.4 05/15/2028	60,000.00	06/15/2023 4.69%	59,248.80 59,661.94	101.28 3.79%	60,765.54 777.33	1.21% 1,103.60	Aa2/A+ AA-	2.21 1.91
58933YBH7	MERCK & CO INC 4.05 05/17/2028	15,000.00	05/08/2023 4.07%	14,987.85 14,994.63	100.79 3.67%	15,119.24 175.50	0.30% 124.61	Aa3/A+ NA	2.22 2.00
74340XCG4	PROLOGIS LP 4.875 06/15/2028	60,000.00	09/27/2023 5.59%	58,248.00 59,147.92	102.36 3.78%	61,416.18 617.50	1.22% 2,268.26	A2/A NA	2.30 2.06
438516CL8	HONEYWELL INTERNATIONAL INC 4.25 01/15/2029	55,000.00	01/17/2024 4.43%	54,556.15 54,744.11	101.13 3.83%	55,622.44 298.68	1.11% 878.32	A2/A A	2.88 2.59
69371RS80	PACCAR FINANCIAL CORP 4.6 01/31/2029	60,000.00	01/24/2024 4.64%	59,902.20 59,942.88	102.58 3.66%	61,549.86 237.67	1.23% 1,606.98	A1/A+ NA	2.93 2.70
06051GHG7	BANK OF AMERICA CORP 3.97 03/05/2029	45,000.00	03/25/2024 5.20%	43,054.64 44,006.37	99.93 4.33%	44,967.65 873.40	0.90% 961.28	A1/A- AA-	3.01 1.88
89115A2Y7	TORONTO-DOMINION BANK 4.994 04/05/2029	55,000.00	07/08/2024 4.99%	54,997.80 54,998.56	103.05 3.94%	56,677.28 1,113.94	1.13% 1,678.72	A2/A- AA-	3.10 2.80
46647PAX4	JPMORGAN CHASE & CO 4.452 12/05/2029	70,000.00	12/09/2024 4.72%	69,325.20 69,531.90	101.06 4.35%	70,744.59 744.47	1.41% 1,212.69	A1/A AA-	3.77 2.55
91324PFG2	UNITEDHEALTH GROUP INC 4.8 01/15/2030	60,000.00	01/28/2025 4.84%	59,883.60 59,909.04	102.86 3.99%	61,717.44 368.00	1.23% 1,808.40	A2/A+ A	3.88 3.42
63743HFX5	NATIONAL RURAL UTILITIES COOPERATIVE FINANCE CORP 4.95 02/07/2030	60,000.00	-- 4.87%	60,186.20 60,158.26	103.60 3.95%	62,162.52 198.00	1.24% 2,004.26	A2/NA A	3.94 3.48
756109BR4	REALTY INCOME CORP 4.85 03/15/2030	60,000.00	07/14/2025 4.53%	60,778.20 60,669.87	103.14 4.00%	61,884.84 1,341.83	1.23% 1,214.97	A3/A- NA	4.04 3.43
571748CA8	MARSH & MCLENNAN COMPANIES INC 4.65 03/15/2030	60,000.00	07/21/2025 4.39%	60,637.20 60,552.44	101.99 4.11%	61,196.94 1,286.50	1.22% 644.50	A3/A- A-	4.04 3.51
857477DB6	STATE STREET CORP 4.834 04/24/2030	60,000.00	06/23/2025 4.49%	60,872.40 60,746.62	103.01 4.04%	61,807.80 1,023.20	1.23% 1,061.18	Aa3/A AA-	4.15 3.61
06051GHV4	BANK OF AMERICA CORP 3.194 07/23/2030	25,000.00	08/25/2025 4.61%	23,959.50 24,068.08	97.26 4.30%	24,314.75 84.29	0.48% 246.67	A1/A- AA-	4.40 3.16
828807DZ7	SIMON PROPERTY GROUP LP 4.375 10/01/2030	60,000.00	12/08/2025 4.27%	60,261.60 60,249.18	101.28 4.07%	60,766.62 1,400.00	1.21% 517.44	A3/A NA	4.59 3.96

## HOLDINGS REPORT

Three Valleys Municipal Water District | Account #10065 | As of February 28, 2026

Cusip	Security Description	Par Value/ Units	Purchase Date Purchase Yield	Cost Value Book Value	Mkt Price Mkt YTM	Market Value Accrued Int.	% of Port. Gain/Loss	Moody's/ S&P/ Fitch	Maturity Duration
89236TPH2	TOYOTA MOTOR CREDIT CORP 4.2 01/10/2031	25,000.00	01/07/2026 4.21%	24,992.25 24,992.45	100.75 4.03%	25,186.65 142.92	0.50% 194.20	A1/A+ A+	4.87 4.33
025816DY2	AMERICAN EXPRESS CO 5.085 01/30/2031	60,000.00	01/29/2026 4.31%	61,696.20 61,661.37	103.32 4.26%	61,990.02 262.73	1.24% 328.65	A2/A- A	4.92 3.51
<b>Total Corporate</b>		<b>1,325,000.00</b>	<b>4.19%</b>	<b>1,310,575.44</b> <b>1,322,933.99</b>	<b>101.12</b> <b>3.91%</b>	<b>1,339,444.31</b> <b>15,155.16</b>	<b>26.72%</b> <b>16,510.32</b>		<b>2.75</b> <b>2.32</b>
<b>MONEY MARKET FUND</b>									
31846V203	FIRST AMER:GVT OBLG Y	50,460.00	-- 3.30%	50,460.00 50,460.00	1.00 3.30%	50,460.00 0.00	1.01% 0.00	Aaa/ AAAm AAA	0.00 0.00
<b>Total Money Market Fund</b>		<b>50,460.00</b>	<b>3.30%</b>	<b>50,460.00</b> <b>50,460.00</b>	<b>1.00</b> <b>3.30%</b>	<b>50,460.00</b> <b>0.00</b>	<b>1.01%</b> <b>0.00</b>		<b>0.00</b> <b>0.00</b>
<b>SUPRANATIONAL</b>									
4581X0DV7	INTER-AMERICAN DEVELOPMENT BANK 0.875 04/20/2026	60,000.00	04/13/2021 0.97%	59,725.20 59,992.48	99.60 3.86%	59,761.38 191.04	1.19% (231.10)	Aaa/AAA NA	0.14 0.13
459058KT9	INTERNATIONAL BANK FOR RECONSTRUCTION AND DEVELOPM 3.5 07/12/2028	35,000.00	08/25/2023 4.56%	33,397.70 34,221.82	100.21 3.40%	35,074.03 166.74	0.70% 852.21	Aaa/AAA NA	2.37 2.24
45950KDD9	INTERNATIONAL FINANCE CORP 4.5 07/13/2028	40,000.00	07/06/2023 4.53%	39,955.60 39,978.98	102.45 3.41%	40,980.12 240.00	0.82% 1,001.14	Aaa/AAA NA	2.37 2.22
4581X0EN4	INTER-AMERICAN DEVELOPMENT BANK 4.125 02/15/2029	60,000.00	02/15/2024 4.32%	59,467.20 59,683.60	101.92 3.43%	61,153.44 110.00	1.22% 1,469.84	Aaa/AAA NA	2.97 2.76
459058LN1	INTERNATIONAL BANK FOR RECONSTRUCTION AND DEVELOPM 3.875 10/16/2029	85,000.00	10/08/2024 3.93%	84,778.15 84,839.02	101.34 3.48%	86,134.92 1,235.05	1.72% 1,295.90	Aaa/AAA NA	3.63 3.31
<b>Total Supranational</b>		<b>280,000.00</b>	<b>3.55%</b>	<b>277,323.85</b> <b>278,715.89</b>	<b>101.12</b> <b>3.53%</b>	<b>283,103.89</b> <b>1,942.83</b>	<b>5.65%</b> <b>4,388.00</b>		<b>2.41</b> <b>2.23</b>
<b>US TREASURY</b>									
9128282A7	UNITED STATES TREASURY 1.5 08/15/2026	75,000.00	09/16/2021 0.83%	77,434.57 75,226.76	99.02 3.66%	74,267.55 43.51	1.48% (959.21)	Aa1/AA+ AA+	0.46 0.45

## HOLDINGS REPORT

Three Valleys Municipal Water District | Account #10065 | As of February 28, 2026

Cusip	Security Description	Par Value/ Units	Purchase Date Purchase Yield	Cost Value Book Value	Mkt Price Mkt YTM	Market Value Accrued Int.	% of Port. Gain/Loss	Moody's/ S&P/ Fitch	Maturity Duration
91282CDG3	UNITED STATES TREASURY 1.125 10/31/2026	75,000.00	03/16/2022 2.16%	71,583.98 74,506.51	98.35 3.66%	73,764.75 282.03	1.47% (741.76)	Aa1/AA+ AA+	0.67 0.65
91282CEF4	UNITED STATES TREASURY 2.5 03/31/2027	90,000.00	05/25/2022 2.73%	89,050.78 89,788.17	98.95 3.50%	89,050.77 939.56	1.78% (737.40)	Aa1/AA+ AA+	1.08 1.04
91282CET4	UNITED STATES TREASURY 2.625 05/31/2027	150,000.00	06/21/2022 3.38%	144,855.47 148,699.61	98.95 3.49%	148,429.65 984.38	2.96% (269.96)	Aa1/AA+ AA+	1.25 1.21
91282CFB2	UNITED STATES TREASURY 2.75 07/31/2027	125,000.00	08/30/2022 3.29%	121,923.83 124,113.99	99.04 3.45%	123,798.88 275.38	2.47% (315.12)	Aa1/AA+ AA+	1.42 1.37
91282CGC9	UNITED STATES TREASURY 3.875 12/31/2027	125,000.00	01/30/2023 3.69%	126,049.80 125,391.85	100.82 3.40%	126,030.25 802.83	2.51% 638.40	Aa1/AA+ AA+	1.84 1.75
91282CHE4	UNITED STATES TREASURY 3.625 05/31/2028	70,000.00	06/15/2023 3.93%	69,042.97 69,565.61	100.50 3.39%	70,352.73 634.38	1.40% 787.12	Aa1/AA+ AA+	2.25 2.12
91282CHQ7	UNITED STATES TREASURY 4.125 07/31/2028	60,000.00	02/10/2025 4.29%	59,690.63 59,784.22	101.72 3.38%	61,031.28 198.27	1.22% 1,247.06	Aa1/AA+ AA+	2.42 2.28
91282CJW2	UNITED STATES TREASURY 4.0 01/31/2029	90,000.00	02/26/2024 4.31%	88,751.95 89,260.18	101.67 3.39%	91,504.71 288.40	1.83% 2,244.53	Aa1/AA+ AA+	2.93 2.73
91282CKD2	UNITED STATES TREASURY 4.25 02/28/2029	70,000.00	04/22/2024 4.67%	68,747.66 69,226.12	102.41 3.40%	71,687.14 8.08	1.43% 2,461.02	Aa1/AA+ AA+	3.00 2.80
91282CKG5	UNITED STATES TREASURY 4.125 03/31/2029	75,000.00	-- 4.48%	73,827.15 74,264.50	102.10 3.40%	76,576.20 1,291.90	1.53% 2,311.70	Aa1/AA+ AA+	3.08 2.83
91282CKP5	UNITED STATES TREASURY 4.625 04/30/2029	80,000.00	-- 4.64%	79,950.78 79,969.25	103.61 3.41%	82,890.64 1,236.74	1.65% 2,921.39	Aa1/AA+ AA+	3.17 2.89
91282CKT7	UNITED STATES TREASURY 4.5 05/31/2029	60,000.00	06/27/2024 4.30%	60,532.03 60,351.23	103.31 3.41%	61,987.50 675.00	1.24% 1,636.27	Aa1/AA+ AA+	3.25 2.98
91282CKX8	UNITED STATES TREASURY 4.25 06/30/2029	55,000.00	07/08/2024 4.23%	55,051.56 55,034.53	102.60 3.42%	56,428.74 387.43	1.13% 1,394.20	Aa1/AA+ AA+	3.33 3.07
91282CEV9	UNITED STATES TREASURY 3.25 06/30/2029	75,000.00	07/29/2024 4.10%	72,175.78 73,086.26	99.48 3.42%	74,607.45 404.01	1.49% 1,521.19	Aa1/AA+ AA+	3.33 3.11
91282CLC3	UNITED STATES TREASURY 4.0 07/31/2029	95,000.00	07/29/2024 4.08%	94,654.88 94,764.12	101.85 3.42%	96,759.02 304.42	1.93% 1,994.90	Aa1/AA+ AA+	3.42 3.17
91282CFJ5	UNITED STATES TREASURY 3.125 08/31/2029	135,000.00	-- 3.50%	132,698.44 133,373.31	98.99 3.43%	133,639.47 11.46	2.67% 266.16	Aa1/AA+ AA+	3.50 3.28
91282CLN9	UNITED STATES TREASURY 3.5 09/30/2029	50,000.00	01/28/2025 4.37%	48,183.59 48,605.47	100.21 3.44%	50,107.40 730.77	1.00% 1,501.93	Aa1/AA+ AA+	3.59 3.29
91282CLR0	UNITED STATES TREASURY 4.125 10/31/2029	60,000.00	11/19/2024 4.24%	59,707.03 59,782.62	102.33 3.44%	61,396.86 827.28	1.22% 1,614.24	Aa1/AA+ AA+	3.67 3.34

**HOLDINGS REPORT**

Three Valleys Municipal Water District | Account #10065 | As of February 28, 2026

Cusip	Security Description	Par Value/ Units	Purchase Date Purchase Yield	Cost Value Book Value	Mkt Price Mkt YTM	Market Value Accrued Int.	% of Port. Gain/Loss	Moody's/ S&P/ Fitch	Maturity Duration
91282CMA6	UNITED STATES TREASURY 4.125 11/30/2029	70,000.00	12/18/2024 4.24%	69,641.80 69,728.43	102.36 3.45%	71,648.85 721.88	1.43% 1,920.42	Aa1/AA+ AA+	3.75 3.42
91282CMD0	UNITED STATES TREASURY 4.375 12/31/2029	65,000.00	12/30/2024 4.38%	64,972.07 64,978.57	103.28 3.45%	67,130.25 471.34	1.34% 2,151.67	Aa1/AA+ AA+	3.84 3.49
91282CMU2	UNITED STATES TREASURY 4.0 03/31/2030	75,000.00	04/15/2025 3.98%	75,073.24 75,060.33	102.00 3.47%	76,500.00 1,252.75	1.53% 1,439.67	Aa1/AA+ AA+	4.08 3.68
91282CMZ1	UNITED STATES TREASURY 3.875 04/30/2030	60,000.00	05/28/2025 4.07%	59,472.66 59,553.65	101.53 3.48%	60,918.78 777.14	1.22% 1,365.13	Aa1/AA+ AA+	4.17 3.77
91282CNK3	UNITED STATES TREASURY 3.875 06/30/2030	55,000.00	08/25/2025 3.80%	55,178.32 55,159.47	101.56 3.48%	55,857.23 353.25	1.11% 697.76	Aa1/AA+ AA+	4.33 3.94
91282CNN7	UNITED STATES TREASURY 3.875 07/31/2030	55,000.00	08/25/2025 3.80%	55,182.62 55,163.65	101.57 3.49%	55,863.67 170.74	1.11% 700.02	Aa1/AA+ AA+	4.42 4.02
91282CNX5	UNITED STATES TREASURY 3.625 08/31/2030	55,000.00	09/22/2025 3.69%	54,849.61 54,862.87	100.52 3.50%	55,285.73 5.42	1.10% 422.85	Aa1/AA+ AA+	4.50 4.12
91282CPA3	UNITED STATES TREASURY 3.625 09/30/2030	55,000.00	11/13/2025 3.71%	54,793.75 54,806.14	100.51 3.50%	55,281.44 832.55	1.10% 475.29	Aa1/AA+ AA+	4.59 4.13
91282CPD7	UNITED STATES TREASURY 3.625 10/31/2030	50,000.00	10/30/2025 3.72%	49,787.11 49,801.22	100.49 3.51%	50,246.10 605.84	1.00% 444.88	Aa1/AA+ AA+	4.67 4.21
91282CPN5	UNITED STATES TREASURY 3.5 11/30/2030	65,000.00	12/08/2025 3.76%	64,248.44 64,282.36	99.95 3.51%	64,964.45 568.75	1.30% 682.09	Aa1/AA+ AA+	4.75 4.30
91282CIQ5	UNITED STATES TREASURY 3.75 12/31/2030	65,000.00	01/29/2026 3.80%	64,847.66 64,850.20	100.99 3.52%	65,644.93 404.01	1.31% 794.73	Aa1/AA+ AA+	4.84 4.36
91282CJX0	UNITED STATES TREASURY 4.0 01/31/2031	65,000.00	02/10/2026 3.70%	65,891.21 65,882.37	102.10 3.53%	66,366.04 208.29	1.32% 483.67	Aa1/AA+ AA+	4.92 4.43
<b>Total US Treasury</b>		<b>2,350,000.00</b>	<b>3.75%</b>	<b>2,327,851.37</b> <b>2,338,923.59</b>	<b>100.87</b> <b>3.46%</b>	<b>2,370,018.43</b> <b>16,697.75</b>	<b>47.27%</b> <b>31,094.84</b>		<b>3.03</b> <b>2.79</b>
<b>Total Portfolio</b>		<b>4,966,452.99</b>	<b>3.99%</b>	<b>4,916,132.73</b> <b>4,944,710.24</b>	<b>99.90</b> <b>3.60%</b>	<b>5,013,822.61</b> <b>43,511.59</b>	<b>100.00%</b> <b>69,112.37</b>		<b>2.83</b> <b>2.49</b>
<b>Total Market Value + Accrued</b>						<b>5,057,334.20</b>			

**TRANSACTION LEDGER**

Three Valleys Municipal Water District | Account #10065 | As of February 28, 2026

Transaction Type	Settlement Date	CUSIP	Quantity	Security Description	Price	Acq/ Disp Yield	Amount	Interest Pur/ Sold	Total Amount	Gain/Loss
<b>ACQUISITIONS</b>										
Purchase	02/02/2026	31846V203	9,101.88	FIRST AMER:GVT OBLG Y	1.000	3.31%	(9,101.88)	0.00	(9,101.88)	0.00
Purchase	02/03/2026	31846V203	111.66	FIRST AMER:GVT OBLG Y	1.000	3.31%	(111.66)	0.00	(111.66)	0.00
Purchase	02/09/2026	31846V203	1,485.00	FIRST AMER:GVT OBLG Y	1.000	3.29%	(1,485.00)	0.00	(1,485.00)	0.00
Purchase	02/11/2026	91282CJX0	65,000.00	UNITED STATES TREASURY 4.0 01/31/2031	101.371	3.70%	(65,891.21)	(79.01)	(65,970.22)	0.00
Purchase	02/11/2026	31846V203	7,974.93	FIRST AMER:GVT OBLG Y	1.000	3.29%	(7,974.93)	0.00	(7,974.93)	0.00
Purchase	02/17/2026	31846V203	2,843.95	FIRST AMER:GVT OBLG Y	1.000	3.29%	(2,843.95)	0.00	(2,843.95)	0.00
Purchase	02/17/2026	31846V203	2,574.09	FIRST AMER:GVT OBLG Y	1.000	3.29%	(2,574.09)	0.00	(2,574.09)	0.00
Purchase	02/23/2026	31846V203	114.25	FIRST AMER:GVT OBLG Y	1.000	3.30%	(114.25)	0.00	(114.25)	0.00
Purchase	02/25/2026	31846V203	118.12	FIRST AMER:GVT OBLG Y	1.000	3.30%	(118.12)	0.00	(118.12)	0.00
Purchase	02/25/2026	31846V203	438.30	FIRST AMER:GVT OBLG Y	1.000	3.30%	(438.30)	0.00	(438.30)	0.00
<b>Total Purchase</b>			<b>89,762.18</b>				<b>(90,653.39)</b>	<b>(79.01)</b>	<b>(90,732.40)</b>	<b>0.00</b>
<b>TOTAL ACQUISITIONS</b>			<b>89,762.18</b>				<b>(90,653.39)</b>	<b>(79.01)</b>	<b>(90,732.40)</b>	<b>0.00</b>
<b>DISPOSITIONS</b>										
Sale	02/06/2026	31846V203	(501.38)	FIRST AMER:GVT OBLG Y	1.000	3.29%	501.38	0.00	501.38	0.00
Sale	02/11/2026	91282CDG3	(75,000.00)	UNITED STATES TREASURY 1.125 10/31/2026	98.273	1.53%	73,705.08	(240.07)	73,945.15	(1,085.72)
<b>Total Sale</b>			<b>(75,501.38)</b>				<b>74,206.46</b>	<b>(240.07)</b>	<b>74,446.53</b>	<b>(1,085.72)</b>



**TRANSACTION LEDGER**

Three Valleys Municipal Water District | Account #10065 | As of February 28, 2026

Transaction Type	Settlement Date	CUSIP	Quantity	Security Description	Price	Acq/Disp Yield	Amount	Interest Pur/Sold	Total Amount	Gain/Loss
<b>TOTAL DISPOSITIONS</b>			<b>(75,501.38)</b>				<b>74,206.46</b>	<b>(240.07)</b>	<b>74,446.53</b>	<b>(1,085.72)</b>
<b>OTHER TRANSACTIONS</b>										
Coupon	02/01/2026	3137H4BY5	0.00	FHMS K-746 A2 2.031 09/25/2028		5.31%	84.63	0.00	84.63	0.00
Coupon	02/01/2026	3137FETN0	0.00	FHMS K-073 A2 3.35 01/25/2028		4.75%	139.58	0.00	139.58	0.00
Coupon	02/01/2026	3137FG6X8	0.00	FHMS K-077 A2 3.85 05/25/2028		4.65%	288.75	0.00	288.75	0.00
Coupon	02/01/2026	3137FTFY8	0.00	FHMS K-109 A2 1.558 04/25/2030		3.89%	64.92	0.00	64.92	0.00
Coupon	02/07/2026	63743HFX5	0.00	NATIONAL RURAL UTILITIES COOPERATIVE FINANCE CORP 4.95 02/07/2030		4.87%	1,485.00	0.00	1,485.00	0.00
Coupon	02/15/2026	44935CAD3	0.00	HART 2025-A A3 4.32 10/15/2029		4.84%	108.00	0.00	108.00	0.00
Coupon	02/15/2026	58768YAD7	0.00	MBALT 2025-A A3 4.61 04/16/2029		4.66%	96.04	0.00	96.04	0.00
Coupon	02/15/2026	34535VAD6	0.00	FORDO 2024-D A3 4.61 08/15/2029		4.66%	115.25	0.00	115.25	0.00
Coupon	02/15/2026	89239TAD4	0.00	TAOT 2024-D A3 4.4 06/15/2029		4.51%	55.00	0.00	55.00	0.00
Coupon	02/15/2026	4581X0EN4	0.00	INTER-AMERICAN DEVELOPMENT BANK 4.125 02/15/2029		4.32%	1,237.50	0.00	1,237.50	0.00
Coupon	02/15/2026	89231GAD0	0.00	TAOT 2025-D A3 3.84 06/17/2030		4.27%	96.00	0.00	96.00	0.00
Coupon	02/15/2026	47800AAC4	0.00	JDOT 2022-B A3 3.74 02/16/2027		3.77%	6.12	0.00	6.12	0.00

## TRANSACTION LEDGER

Three Valleys Municipal Water District | Account #10065 | As of February 28, 2026

Transaction Type	Settlement Date	CUSIP	Quantity	Security Description	Price	Acq/ Disp Yield	Amount	Interest Pur/ Sold	Total Amount	Gain/Loss
Coupon	02/15/2026	47800BAC2	0.00	JDOT 2022-C A3 5.09 06/15/2027		3.29%	31.54	0.00	31.54	0.00
Coupon	02/15/2026	9128282A7	0.00	UNITED STATES TREASURY 1.5 08/15/2026		0.83%	562.50	0.00	562.50	0.00
Coupon	02/21/2026	43813YAC6	0.00	HAROT 2024-3 A3 4.57 03/21/2029		4.66%	114.25	0.00	114.25	0.00
Coupon	02/25/2026	05594HAD5	0.00	BMWLT 2025-2 A3 3.97 09/25/2028		4.32%	82.71	0.00	82.71	0.00
Coupon	02/28/2026	91282CKD2	0.00	UNITED STATES TREASURY 4.25 02/28/2029		4.67%	1,487.50	0.00	1,487.50	0.00
Coupon	02/28/2026	91282CNX5	0.00	UNITED STATES TREASURY 3.625 08/31/2030		3.69%	996.88	0.00	996.88	0.00
Coupon	02/28/2026	91282CFJ5	0.00	UNITED STATES TREASURY 3.125 08/31/2029		3.50%	2,109.38	0.00	2,109.38	0.00
<b>Total Coupon</b>			<b>0.00</b>				<b>9,161.55</b>	<b>0.00</b>	<b>9,161.55</b>	<b>0.00</b>
Custody Fee	02/25/2026	CCYUSD	(104.17)	Cash		0.00%	(104.17)	0.00	(104.17)	0.00
<b>Total Custody Fee</b>			<b>(104.17)</b>				<b>(104.17)</b>	<b>0.00</b>	<b>(104.17)</b>	<b>0.00</b>
Dividend	02/28/2026	31846V203	0.00	FIRST AMER:GVT OBLG Y		3.30%	109.53	0.00	109.53	0.00
<b>Total Dividend</b>			<b>0.00</b>				<b>109.53</b>	<b>0.00</b>	<b>109.53</b>	<b>0.00</b>
Management Fee	02/06/2026	CCYUSD	(501.38)	Cash		0.00%	(501.38)	0.00	(501.38)	0.00
<b>Total Management Fee</b>			<b>(501.38)</b>				<b>(501.38)</b>	<b>0.00</b>	<b>(501.38)</b>	<b>0.00</b>
Principal Paydown	02/15/2026	47800AAC4	1,179.47	JDOT 2022-B A3 3.74 02/16/2027		3.77%	1,179.47	--	1,179.47	0.00
Principal Paydown	02/15/2026	47800BAC2	1,930.62	JDOT 2022-C A3 5.09 06/15/2027		3.29%	1,930.62	--	1,930.62	0.00
<b>Total Principal Paydown</b>			<b>3,110.09</b>				<b>3,110.09</b>	<b>--</b>	<b>3,110.09</b>	<b>0.01</b>



**TRANSACTION LEDGER**

Three Valleys Municipal Water District | Account #10065 | As of February 28, 2026

Transaction Type	Settlement Date	CUSIP	Quantity	Security Description	Price	Acq/Disp Yield	Amount	Interest Pur/Sold	Total Amount	Gain/Loss
<b>TOTAL OTHER TRANSACTIONS</b>			<b>2,504.54</b>				<b>11,775.62</b>	<b>0.00</b>	<b>11,775.62</b>	<b>0.01</b>

## INCOME EARNED

Three Valleys Municipal Water District | Account #10065 | As of February 28, 2026

Cusip	Security Description	Trade Date Settle Date Units	Book Value: Begin Book Value: Acq Book Value: Disp Book Value: End	Prior Accrued Inc. Received Ending Accrued Total Interest	Accr. Of Discount Amort. Of Premium Net Accret/Amort Income Earned	Total Income
<b>CASH &amp; EQUIVALENTS</b>						
31846V203	FIRST AMER:GVT OBLG Y	50,460.00	26,199.20 24,762.18 (501.38) 50,460.00	0.00 111.66 0.00 111.66	0.00 0.00 0.00 111.66	111.66
CCYUSD	Receivable	4,703.29	9,213.54 0.00 0.00 4,703.29	0.00 0.00 0.00 0.00	0.00 0.00 0.00 0.00	0.00
<b>Total Cash &amp; Equivalents</b>			<b>55,163.29</b>	<b>111.66</b>	<b>111.66</b>	<b>111.66</b>
<b>FIXED INCOME</b>						
023135BX3	AMAZON.COM INC 1.0 05/12/2026	05/26/2021 05/28/2021 25,000.00	25,001.58 0.00 0.00 25,000.95	54.86 0.00 75.69 20.83	0.00 (0.63) (0.63) 20.20	20.20
023135CF1	AMAZON.COM INC 3.3 04/13/2027	04/11/2022 04/13/2022 30,000.00	29,985.24 0.00 0.00 29,986.19	297.00 0.00 379.50 82.50	0.95 0.00 0.95 83.45	83.45
025816DY2	AMERICAN EXPRESS CO 5.085 01/30/2031	01/29/2026 01/30/2026 60,000.00	61,693.88 0.00 0.00 61,661.37	8.48 0.00 262.73 254.25	0.00 (32.51) (32.51) 221.74	221.74
037833ET3	APPLE INC 4.0 05/10/2028	05/08/2023 05/10/2023 10,000.00	9,991.24 0.00 0.00 9,991.54	90.00 0.00 123.33 33.33	0.30 0.00 0.30 33.63	33.63
05594HAD5	BMWLT 2025-2 A3 3.97 09/25/2028	10/08/2025 10/15/2025 25,000.00	24,999.94 0.00 0.00 24,999.94	16.54 82.71 16.54 82.71	0.00 0.00 0.00 82.71	82.71

## INCOME EARNED

Three Valleys Municipal Water District | Account #10065 | As of February 28, 2026

Cusip	Security Description	Trade Date Settle Date Units	Book Value: Begin Book Value: Acq Book Value: Disp Book Value: End	Prior Accrued Inc. Received Ending Accrued Total Interest	Accr. Of Discount Amort. Of Premium Net Accret/Amort Income Earned	Total Income
06051GHG7	BANK OF AMERICA CORP 3.97 03/05/2029	03/25/2024 03/27/2024 45,000.00	43,968.51 0.00 0.00 44,006.37	724.53 0.00 873.40 148.88	37.85 0.00 37.85 186.73	186.73
06051GHV4	BANK OF AMERICA CORP 3.194 07/23/2030	08/25/2025 08/26/2025 25,000.00	24,051.82 0.00 0.00 24,068.08	17.74 0.00 84.29 66.54	16.26 0.00 16.26 82.80	82.80
084664CZ2	BERKSHIRE HATHAWAY FINANCE CORP 2.3 03/15/2027	90,000.00	89,626.47 0.00 0.00 89,652.17	782.00 0.00 954.50 172.50	25.70 0.00 25.70 198.20	198.20
09247XAN1	BLACKROCK FINANCE INC 3.2 03/15/2027	04/25/2022 04/27/2022 85,000.00	84,821.88 0.00 0.00 84,834.14	1,027.56 0.00 1,254.22 226.67	12.25 0.00 12.25 238.92	238.92
24422EVW6	JOHN DEERE CAPITAL CORP 1.3 10/13/2026	04/21/2022 04/25/2022 90,000.00	88,838.09 0.00 0.00 88,966.18	351.00 0.00 448.50 97.50	128.08 0.00 128.08 225.58	225.58
3130ATS57	FEDERAL HOME LOAN BANKS 4.5 03/10/2028	04/06/2023 04/10/2023 60,000.00	61,141.74 0.00 0.00 61,100.11	1,057.50 0.00 1,282.50 225.00	0.00 (41.63) (41.63) 183.37	183.37
3130AWTR1	FEDERAL HOME LOAN BANKS 4.375 09/08/2028	09/12/2023 09/14/2023 100,000.00	99,735.76 0.00 0.00 99,743.55	1,737.85 0.00 2,102.43 364.58	7.79 0.00 7.79 372.37	372.37
3130AXQK7	FEDERAL HOME LOAN BANKS 4.75 12/08/2028	80,000.00	81,472.28 0.00 0.00 81,432.68	559.44 0.00 876.11 316.67	0.00 (39.60) (39.60) 277.07	277.07
3130B1BC0	FEDERAL HOME LOAN BANKS 4.625 06/08/2029	06/18/2024 06/20/2024 55,000.00	55,554.73 0.00 0.00 55,542.03	374.50 0.00 586.48 211.98	0.00 (12.70) (12.70) 199.28	199.28



**INCOME EARNED**

Three Valleys Municipal Water District | Account #10065 | As of February 28, 2026

Cusip	Security Description	Trade Date Settle Date Units	Book Value: Begin Book Value: Acq Book Value: Disp Book Value: End	Prior Accrued Inc. Received Ending Accrued Total Interest	Accr. Of Discount Amort. Of Premium Net Accret/Amort Income Earned	Total Income
3133EPC45	FEDERAL FARM CREDIT BANKS FUNDING CORP 4.625 11/13/2028	11/27/2023	100,401.47	1,002.08	0.00	374.35
		11/28/2023	0.00	0.00	(11.06)	
		100,000.00	0.00	1,387.50	(11.06)	
			100,390.40	385.42	374.35	
3133EPWK7	FEDERAL FARM CREDIT BANKS FUNDING CORP 4.5 09/22/2028	09/27/2023	129,214.08	2,096.25	22.83	510.33
		09/28/2023	0.00	0.00	0.00	
		130,000.00	0.00	2,583.75	22.83	
			129,236.91	487.50	510.33	
3137FETN0	FHMS K-073 A2 3.35 01/25/2028	07/10/2023	48,861.33	139.58	45.61	185.19
		07/13/2023	0.00	139.58	0.00	
		50,000.00	0.00	139.58	45.61	
			48,906.94	139.58	185.19	
3137FG6X8	FHMS K-077 A2 3.85 05/25/2028	05/24/2023	89,246.43	288.75	25.73	314.48
		05/30/2023	0.00	288.75	0.00	
		90,000.00	0.00	288.75	25.73	
			89,272.16	288.75	314.48	
3137FTFY8	FHMS K-109 A2 1.558 04/25/2030	12/16/2025	45,584.84	64.92	81.33	146.25
		12/19/2025	0.00	64.92	0.00	
		50,000.00	0.00	64.92	81.33	
			45,666.17	64.92	146.25	
3137H4BY5	FHMS K-746 A2 2.031 09/25/2028	10/26/2023	46,296.60	84.63	109.96	194.59
		10/31/2023	0.00	84.63	0.00	
		50,000.00	0.00	84.63	109.96	
			46,406.57	84.63	194.59	
341081GN1	FLORIDA POWER & LIGHT CO 4.4 05/15/2028	06/15/2023	59,650.20	557.33	11.74	231.74
		06/20/2023	0.00	0.00	0.00	
		60,000.00	0.00	777.33	11.74	
			59,661.94	220.00	231.74	
34535VAD6	FORDO 2024-D A3 4.61 08/15/2029	11/19/2024	29,999.28	61.47	0.02	115.27
		11/22/2024	0.00	115.25	0.00	
		30,000.00	0.00	61.47	0.02	
			29,999.30	115.25	115.27	
43813YAC6	HAROT 2024-3 A3 4.57 03/21/2029	08/09/2024	29,996.78	38.08	0.08	114.33
		08/21/2024	0.00	114.25	0.00	
		30,000.00	0.00	38.08	0.08	
			29,996.86	114.25	114.33	

## INCOME EARNED

Three Valleys Municipal Water District | Account #10065 | As of February 28, 2026

Cusip	Security Description	Trade Date Settle Date Units	Book Value: Begin Book Value: Acq Book Value: Disp Book Value: End	Prior Accrued Inc. Received Ending Accrued Total Interest	Accr. Of Discount Amort. Of Premium Net Accret/Amort Income Earned	Total Income
438516CL8	HONEYWELL INTERNATIONAL INC 4.25 01/15/2029	01/17/2024 01/19/2024 55,000.00	54,737.29 0.00 0.00 54,744.11	103.89 0.00 298.68 194.79	6.82 0.00 6.82 201.61	201.61
44935CAD3	HART 2025-A A3 4.32 10/15/2029	03/04/2025 03/12/2025 30,000.00	29,996.44 0.00 0.00 29,996.51	57.60 108.00 57.60 108.00	0.07 0.00 0.07 108.07	108.07
4581X0DV7	INTER-AMERICAN DEVELOPMENT BANK 0.875 04/20/2026	04/13/2021 04/20/2021 60,000.00	59,988.26 0.00 0.00 59,992.48	147.29 0.00 191.04 43.75	4.21 0.00 4.21 47.96	47.96
4581X0EN4	INTER-AMERICAN DEVELOPMENT BANK 4.125 02/15/2029	02/15/2024 02/20/2024 60,000.00	59,675.41 0.00 0.00 59,683.60	1,141.25 1,237.50 110.00 206.25	8.19 0.00 8.19 214.44	214.44
459058KT9	INTERNATIONAL BANK FOR RECONSTRUCTION AND DEVELOPM 3.5 07/12/2028	08/25/2023 08/29/2023 35,000.00	34,196.60 0.00 0.00 34,221.82	64.65 0.00 166.74 102.08	25.22 0.00 25.22 127.30	127.30
459058LN1	INTERNATIONAL BANK FOR RECONSTRUCTION AND DEVELOPM 3.875 10/16/2029	10/08/2024 10/16/2024 85,000.00	84,835.62 0.00 0.00 84,839.02	960.50 0.00 1,235.05 274.55	3.40 0.00 3.40 277.95	277.95
45950KDD9	INTERNATIONAL FINANCE CORP 4.5 07/13/2028	07/06/2023 07/13/2023 40,000.00	39,978.30 0.00 0.00 39,978.98	90.00 0.00 240.00 150.00	0.68 0.00 0.68 150.68	150.68
46647PAX4	JPMORGAN CHASE & CO 4.452 12/05/2029	12/09/2024 12/10/2024 70,000.00	69,518.93 0.00 0.00 69,531.90	484.77 0.00 744.47 259.70	12.98 0.00 12.98 272.68	272.68
47800AAC4	JDOT 2022-B A3 3.74 02/16/2027	07/12/2022 07/20/2022 785.34	1,964.77 0.00 (1,179.47) 785.32	3.27 6.12 1.31 4.16	0.02 0.00 0.02 4.18	4.18

**INCOME EARNED**

Three Valleys Municipal Water District | Account #10065 | As of February 28, 2026

Cusip	Security Description	Trade Date Settle Date Units	Book Value: Begin Book Value: Acq Book Value: Disp Book Value: End	Prior Accrued Inc. Received Ending Accrued Total Interest	Accr. Of Discount Amort. Of Premium Net Accret/Amort Income Earned	Total Income
47800BAC2	JDOT 2022-C A3 5.09 06/15/2027	10/12/2022 10/19/2022 5,504.36	7,434.82 0.00 (1,930.62) 5,504.25	16.82 31.54 12.45 27.17	0.05 0.00 0.05 27.22	27.22
571748CA8	MARSH & MCLENNAN COMPANIES INC 4.65 03/15/2030	07/21/2025 07/22/2025 60,000.00	60,563.13 0.00 0.00 60,552.44	1,054.00 0.00 1,286.50 232.50	0.00 (10.69) (10.69) 221.81	221.81
58768YAD7	MBALT 2025-A A3 4.61 04/16/2029	05/14/2025 05/21/2025 25,000.00	24,997.50 0.00 0.00 24,997.56	51.22 96.04 51.22 96.04	0.06 0.00 0.06 96.10	96.10
58933YBH7	MERCK & CO INC 4.05 05/17/2028	05/08/2023 05/17/2023 15,000.00	14,994.44 0.00 0.00 14,994.63	124.88 0.00 175.50 50.63	0.19 0.00 0.19 50.81	50.81
63743HFX5	NATIONAL RURAL UTILITIES COOPERATIVE FINANCE CORP 4.95 02/07/2030	60,000.00	60,161.42 0.00 0.00 60,158.26	1,435.50 1,485.00 198.00 247.50	0.82 (3.99) (3.17) 244.33	244.33
665859AW4	NORTHERN TRUST CORP 4.0 05/10/2027	09/28/2022 09/30/2022 70,000.00	69,443.08 0.00 0.00 69,476.76	630.00 0.00 863.33 233.33	33.68 0.00 33.68 267.01	267.01
69371RS80	PACCAR FINANCIAL CORP 4.6 01/31/2029	01/24/2024 01/31/2024 60,000.00	59,941.38 0.00 0.00 59,942.88	7.67 1,380.00 237.67 1,610.00	1.50 0.00 1.50 1,611.50	1,611.50
74340XCG4	PROLOGIS LP 4.875 06/15/2028	09/27/2023 09/29/2023 60,000.00	59,119.42 0.00 0.00 59,147.92	373.75 0.00 617.50 243.75	28.50 0.00 28.50 272.25	272.25
756109BR4	REALTY INCOME CORP 4.85 03/15/2030	07/14/2025 07/15/2025 60,000.00	60,683.11 0.00 0.00 60,669.87	1,099.33 0.00 1,341.83 242.50	0.00 (13.25) (13.25) 229.25	229.25

## INCOME EARNED

Three Valleys Municipal Water District | Account #10065 | As of February 28, 2026

Cusip	Security Description	Trade Date Settle Date Units	Book Value: Begin Book Value: Acq Book Value: Disp Book Value: End	Prior Accrued Inc. Received Ending Accrued Total Interest	Accr. Of Discount Amort. Of Premium Net Accret/Amort Income Earned	Total Income
828807DZ7	SIMON PROPERTY GROUP LP 4.375 10/01/2030	12/08/2025 12/09/2025 60,000.00	60,253.42 0.00 0.00 60,249.18	1,181.25 0.00 1,400.00 218.75	0.00 (4.24) (4.24) 214.51	214.51
857477DB6	STATE STREET CORP 4.834 04/24/2030	06/23/2025 06/24/2025 60,000.00	60,760.71 0.00 0.00 60,746.62	781.50 0.00 1,023.20 241.70	0.00 (14.09) (14.09) 227.61	227.61
87612EBM7	TARGET CORP 1.95 01/15/2027	01/19/2022 01/24/2022 25,000.00	24,991.86 0.00 0.00 24,992.52	21.67 0.00 62.29 40.63	0.66 0.00 0.66 41.28	41.28
89115A2Y7	TORONTO-DOMINION BANK 4.994 04/05/2029	07/08/2024 07/09/2024 55,000.00	54,998.53 0.00 0.00 54,998.56	885.05 0.00 1,113.94 228.89	0.04 0.00 0.04 228.93	228.93
89231GAD0	TAOT 2025-D A3 3.84 06/17/2030	10/15/2025 10/23/2025 30,000.00	29,996.76 0.00 0.00 29,996.81	51.20 96.00 51.20 96.00	0.06 0.00 0.06 96.06	96.06
89236TPH2	TOYOTA MOTOR CREDIT CORP 4.2 01/10/2031	01/07/2026 01/12/2026 25,000.00	24,992.34 0.00 0.00 24,992.45	55.42 0.00 142.92 87.50	0.12 0.00 0.12 87.62	87.62
89239TAD4	TAOT 2024-D A3 4.4 06/15/2029	10/10/2024 10/17/2024 15,000.00	14,999.39 0.00 0.00 14,999.41	29.33 55.00 29.33 55.00	0.01 0.00 0.01 55.01	55.01
9128282A7	UNITED STATES TREASURY 1.5 08/15/2026	09/16/2021 09/17/2021 75,000.00	75,264.77 0.00 0.00 75,226.76	519.70 562.50 43.51 86.31	0.00 (38.02) (38.02) 48.29	48.29
91282CDG3	UNITED STATES TREASURY 1.125 10/31/2026	75,000.00	149,232.69 0.00 (74,790.80) 74,506.51	433.53 240.07 282.03 88.57	64.61 0.00 64.61 153.18	153.18

**INCOME EARNED**

Three Valleys Municipal Water District | Account #10065 | As of February 28, 2026

Cusip	Security Description	Trade Date Settle Date Units	Book Value: Begin Book Value: Acq Book Value: Disp Book Value: End	Prior Accrued Inc. Received Ending Accrued Total Interest	Accr. Of Discount Amort. Of Premium Net Accret/Amort Income Earned	Total Income
91282CEF4	UNITED STATES TREASURY 2.5 03/31/2027	05/25/2022 05/26/2022 90,000.00	89,773.15 0.00 0.00 89,788.17	766.48 0.00 939.56 173.08	15.02 0.00 15.02 188.09	188.09
91282CET4	UNITED STATES TREASURY 2.625 05/31/2027	06/21/2022 06/22/2022 150,000.00	148,619.76 0.00 0.00 148,699.61	681.49 0.00 984.38 302.88	79.85 0.00 79.85 382.73	382.73
91282CEV9	UNITED STATES TREASURY 3.25 06/30/2029	07/29/2024 07/30/2024 75,000.00	73,042.23 0.00 0.00 73,086.26	215.47 0.00 404.01 188.54	44.03 0.00 44.03 232.57	232.57
91282CFB2	UNITED STATES TREASURY 2.75 07/31/2027	08/30/2022 08/31/2022 125,000.00	124,066.01 0.00 0.00 124,113.99	9.50 1,718.75 275.38 1,984.63	47.98 0.00 47.98 2,032.62	2,032.62
91282CFJ5	UNITED STATES TREASURY 3.125 08/31/2029	135,000.00	133,337.70 0.00 0.00 133,373.31	1,794.72 0.00 11.46 (1,783.25)	35.61 0.00 35.61 (1,747.64)	(1,747.64)
91282CGC9	UNITED STATES TREASURY 3.875 12/31/2027	01/30/2023 01/31/2023 125,000.00	125,408.22 0.00 0.00 125,391.85	428.18 0.00 802.83 374.65	0.00 (16.38) (16.38) 358.28	358.28
91282CHE4	UNITED STATES TREASURY 3.625 05/31/2028	06/15/2023 06/16/2023 70,000.00	69,550.81 0.00 0.00 69,565.61	439.18 0.00 634.38 195.19	14.80 0.00 14.80 209.99	209.99
91282CHQ7	UNITED STATES TREASURY 4.125 07/31/2028	02/10/2025 02/11/2025 60,000.00	59,777.38 0.00 0.00 59,784.22	6.84 1,237.50 198.27 1,428.94	6.84 0.00 6.84 1,435.78	1,435.78
91282CJQ5	UNITED STATES TREASURY 3.75 12/31/2030	01/29/2026 01/30/2026 65,000.00	64,847.83 0.00 0.00 64,850.20	215.47 0.00 404.01 188.54	2.38 0.00 2.38 190.91	190.91

**INCOME EARNED**

Three Valleys Municipal Water District | Account #10065 | As of February 28, 2026

Cusip	Security Description	Trade Date Settle Date Units	Book Value: Begin Book Value: Acq Book Value: Disp Book Value: End	Prior Accrued Inc. Received Ending Accrued Total Interest	Accr. Of Discount Amort. Of Premium Net Accret/Amort Income Earned	Total Income
91282CJW2	UNITED STATES TREASURY 4.0 01/31/2029	02/26/2024 02/27/2024 90,000.00	89,240.77 0.00 0.00 89,260.18	9.94 1,800.00 288.40 2,078.45	19.41 0.00 19.41 2,097.87	2,097.87
91282CJX0	UNITED STATES TREASURY 4.0 01/31/2031	02/10/2026 02/11/2026 65,000.00	0.00 65,891.21 0.00 65,882.37	0.00 (79.01) 208.29 129.28	0.00 (8.84) (8.84) 120.44	120.44
91282CKD2	UNITED STATES TREASURY 4.25 02/28/2029	04/22/2024 04/23/2024 70,000.00	69,206.33 0.00 0.00 69,226.12	1,265.61 0.00 8.08 (1,257.52)	19.79 0.00 19.79 (1,237.73)	(1,237.73)
91282CKG5	UNITED STATES TREASURY 4.125 03/31/2029	75,000.00	74,246.21 0.00 0.00 74,264.50	1,053.91 0.00 1,291.90 237.98	18.29 0.00 18.29 256.27	256.27
91282CKP5	UNITED STATES TREASURY 4.625 04/30/2029	80,000.00	79,968.50 0.00 0.00 79,969.25	950.55 0.00 1,236.74 286.19	1.37 (0.62) 0.74 286.93	286.93
91282CKT7	UNITED STATES TREASURY 4.5 05/31/2029	06/27/2024 06/28/2024 60,000.00	60,359.52 0.00 0.00 60,351.23	467.31 0.00 675.00 207.69	0.00 (8.29) (8.29) 199.41	199.41
91282CKX8	UNITED STATES TREASURY 4.25 06/30/2029	07/08/2024 07/09/2024 55,000.00	55,035.33 0.00 0.00 55,034.53	206.63 0.00 387.43 180.80	0.00 (0.79) (0.79) 180.01	180.01
91282CLC3	UNITED STATES TREASURY 4.0 07/31/2029	07/29/2024 07/31/2024 95,000.00	94,758.83 0.00 0.00 94,764.12	10.50 1,900.00 304.42 2,193.92	5.29 0.00 5.29 2,199.21	2,199.21
91282CLN9	UNITED STATES TREASURY 3.5 09/30/2029	01/28/2025 01/29/2025 50,000.00	48,575.64 0.00 0.00 48,605.47	596.15 0.00 730.77 134.62	29.83 0.00 29.83 164.45	164.45

## INCOME EARNED

Three Valleys Municipal Water District | Account #10065 | As of February 28, 2026

Cusip	Security Description	Trade Date Settle Date Units	Book Value: Begin Book Value: Acq Book Value: Disp Book Value: End	Prior Accrued Inc. Received Ending Accrued Total Interest	Accr. Of Discount Amort. Of Premium Net Accret/Amort Income Earned	Total Income
91282CLR0	UNITED STATES TREASURY 4.125 10/31/2029	11/19/2024 11/20/2024 60,000.00	59,778.08 0.00 0.00 59,782.62	635.84 0.00 827.28 191.44	4.54 0.00 4.54 195.98	195.98
91282CMA6	UNITED STATES TREASURY 4.125 11/30/2029	12/18/2024 12/19/2024 70,000.00	69,722.88 0.00 0.00 69,728.43	499.76 0.00 721.88 222.12	5.55 0.00 5.55 227.67	227.67
91282CMD0	UNITED STATES TREASURY 4.375 12/31/2029	12/30/2024 12/31/2024 65,000.00	64,978.14 0.00 0.00 64,978.57	251.38 0.00 471.34 219.96	0.43 0.00 0.43 220.39	220.39
91282CMU2	UNITED STATES TREASURY 4.0 03/31/2030	04/15/2025 04/16/2025 75,000.00	75,061.47 0.00 0.00 75,060.33	1,021.98 0.00 1,252.75 230.77	0.00 (1.13) (1.13) 229.64	229.64
91282CMZ1	UNITED STATES TREASURY 3.875 04/30/2030	05/28/2025 05/29/2025 60,000.00	59,545.44 0.00 0.00 59,553.65	597.31 0.00 777.14 179.83	8.22 0.00 8.22 188.05	188.05
91282CNK3	UNITED STATES TREASURY 3.875 06/30/2030	08/25/2025 08/26/2025 55,000.00	55,162.29 0.00 0.00 55,159.47	188.40 0.00 353.25 164.85	0.00 (2.82) (2.82) 162.03	162.03
91282CNN7	UNITED STATES TREASURY 3.875 07/31/2030	08/25/2025 08/26/2025 55,000.00	55,166.49 0.00 0.00 55,163.65	5.89 1,065.63 170.74 1,230.48	0.00 (2.84) (2.84) 1,227.64	1,227.64
91282CNX5	UNITED STATES TREASURY 3.625 08/31/2030	09/22/2025 09/23/2025 55,000.00	54,860.54 0.00 0.00 54,862.87	848.17 0.00 5.42 (842.75)	2.34 0.00 2.34 (840.42)	(840.42)
91282CPA3	UNITED STATES TREASURY 3.625 09/30/2030	11/13/2025 11/14/2025 55,000.00	54,802.90 0.00 0.00 54,806.14	679.19 0.00 832.55 153.37	3.24 0.00 3.24 156.61	156.61

**INCOME EARNED**

Three Valleys Municipal Water District | Account #10065 | As of February 28, 2026

Cusip	Security Description	Trade Date Settle Date Units	Book Value: Begin Book Value: Acq Book Value: Disp Book Value: End	Prior Accrued Inc. Received Ending Accrued Total Interest	Accr. Of Discount Amort. Of Premium Net Accret/Amort Income Earned	Total Income
91282CPD7	UNITED STATES TREASURY 3.625 10/31/2030	10/30/2025 10/31/2025 50,000.00	49,797.95 0.00 0.00 49,801.22	465.64 0.00 605.84 140.19	3.26 0.00 3.26 143.46	143.46
91282CPN5	UNITED STATES TREASURY 3.5 11/30/2030	12/08/2025 12/09/2025 65,000.00	64,270.78 0.00 0.00 64,282.36	393.75 0.00 568.75 175.00	11.58 0.00 11.58 186.58	186.58
91324PFG2	UNITEDHEALTH GROUP INC 4.8 01/15/2030	01/28/2025 01/29/2025 60,000.00	59,907.24 0.00 0.00 59,909.04	128.00 0.00 368.00 240.00	1.80 0.00 1.80 241.80	241.80
931142ERO	WALMART INC 1.05 09/17/2026	09/08/2021 09/17/2021 10,000.00	9,997.64 0.00 0.00 9,997.93	39.08 0.00 47.83 8.75	0.29 0.00 0.29 9.04	9.04
<b>Total Fixed Income</b>		<b>4,911,289.70</b>	<b>4,900,720.63</b> <b>65,891.21</b> <b>(77,900.88)</b> <b>4,889,546.95</b>	<b>38,109.43</b> <b>13,830.73</b> <b>43,511.59</b> <b>19,232.88</b>	<b>1,100.11</b> <b>(264.11)</b> <b>835.99</b> <b>20,068.88</b>	<b>20,068.88</b>
<b>TOTAL PORTFOLIO</b>		<b>4,966,452.99</b>	<b>4,936,133.37</b> <b>90,653.39</b> <b>(78,402.26)</b> <b>4,944,710.24</b>	<b>38,109.43</b> <b>13,942.39</b> <b>43,511.59</b> <b>19,344.54</b>	<b>1,100.11</b> <b>(264.11)</b> <b>835.99</b> <b>20,180.54</b>	<b>20,180.54</b>



CASH FLOW REPORT

Three Valleys Municipal Water District | Account #10065 | As of February 28, 2026

Payment Date	Transaction Type	CUSIP	Quantity	Security Description	Principal Amount	Income	Total Amount
<b>MARCH 2026</b>							
03/02/2026	Coupon	91282CNX5	0.00	UNITED STATES TREASURY 3.625 08/31/2030		996.88	996.88
03/02/2026	Coupon	91282CKD2	0.00	UNITED STATES TREASURY 4.25 02/28/2029		1,487.50	1,487.50
03/02/2026	Coupon	91282CFJ5	0.00	UNITED STATES TREASURY 3.125 08/31/2029		2,109.38	2,109.38
03/02/2026	Dividend	31846V203	0.00	FIRST AMER:GVT OBLG Y	109.53		109.53
03/05/2026	Coupon	06051GHG7	45,000.00	BANK OF AMERICA CORP 3.97 03/05/2029		893.25	893.25
03/09/2026	Coupon	3130AWTR1	100,000.00	FEDERAL HOME LOAN BANKS 4.375 09/08/2028		2,187.50	2,187.50
03/10/2026	Coupon	3130ATS57	60,000.00	FEDERAL HOME LOAN BANKS 4.5 03/10/2028		1,350.00	1,350.00
03/16/2026	Coupon	084664CZ2	90,000.00	BERKSHIRE HATHAWAY FINANCE CORP 2.3 03/15/2027		1,035.00	1,035.00
03/16/2026	Coupon	09247XAN1	85,000.00	BLACKROCK FINANCE INC 3.2 03/15/2027		1,360.00	1,360.00
03/16/2026	Coupon	34535VAD6	30,000.00	FORDO 2024-D A3 4.61 08/15/2029		115.25	115.25
03/16/2026	Coupon	44935CAD3	30,000.00	HART 2025-A A3 4.32 10/15/2029		108.00	108.00
03/16/2026	Coupon	47800AAC4	785.34	JDOT 2022-B A3 3.74 02/16/2027		2.45	2.45
03/16/2026	Principal Paydown	47800AAC4	785.34	JDOT 2022-B A3 3.74 02/16/2027	687.24		687.24
03/16/2026	Coupon	47800BAC2	5,504.36	JDOT 2022-C A3 5.09 06/15/2027		23.35	23.35
03/16/2026	Principal Paydown	47800BAC2	5,504.36	JDOT 2022-C A3 5.09 06/15/2027	1,179.10		1,179.10
03/16/2026	Coupon	571748CA8	60,000.00	MARSH & MCLENNAN COMPANIES INC 4.65 03/15/2030		1,395.00	1,395.00
03/16/2026	Coupon	58768YAD7	25,000.00	MBALT 2025-A A3 4.61 04/16/2029		96.04	96.04
03/16/2026	Coupon	756109BR4	60,000.00	REALTY INCOME CORP 4.85 03/15/2030		1,455.00	1,455.00
03/16/2026	Coupon	89231GAD0	30,000.00	TAOT 2025-D A3 3.84 06/17/2030		96.00	96.00
03/16/2026	Coupon	89239TAD4	15,000.00	TAOT 2024-D A3 4.4 06/15/2029		55.00	55.00
03/17/2026	Coupon	931142ERO	10,000.00	WALMART INC 1.05 09/17/2026		52.50	52.50
03/23/2026	Coupon	3133EPWK7	130,000.00	FEDERAL FARM CREDIT BANKS FUNDING CORP 4.5 09/22/2028		2,925.00	2,925.00
03/23/2026	Coupon	43813YAC6	30,000.00	HAROT 2024-3 A3 4.57 03/21/2029		114.25	114.25
03/25/2026	Coupon	05594HAD5	25,000.00	BMWLT 2025-2 A3 3.97 09/25/2028		82.71	82.71
03/25/2026	Coupon	3137FETN0	50,000.00	FHMS K-073 A2 3.35 01/25/2028		139.58	139.58
03/25/2026	Coupon	3137FG6X8	90,000.00	FHMS K-077 A2 3.85 05/25/2028		288.75	288.75
03/25/2026	Coupon	3137FTFY8	50,000.00	FHMS K-109 A2 1.558 04/25/2030		64.92	64.92

## CASH FLOW REPORT

Three Valleys Municipal Water District | Account #10065 | As of February 28, 2026

Payment Date	Transaction Type	CUSIP	Quantity	Security Description	Principal Amount	Income	Total Amount
03/25/2026	Coupon	3137H4BY5	50,000.00	FHMS K-746 A2 2.031 09/25/2028		84.63	84.63
03/31/2026	Coupon	91282CEF4	90,000.00	UNITED STATES TREASURY 2.5 03/31/2027		1,125.00	1,125.00
03/31/2026	Coupon	91282CKG5	75,000.00	UNITED STATES TREASURY 4.125 03/31/2029		1,546.88	1,546.88
03/31/2026	Coupon	91282CLN9	50,000.00	UNITED STATES TREASURY 3.5 09/30/2029		875.00	875.00
03/31/2026	Coupon	91282CMU2	75,000.00	UNITED STATES TREASURY 4.0 03/31/2030		1,500.00	1,500.00
03/31/2026	Coupon	91282CPA3	55,000.00	UNITED STATES TREASURY 3.625 09/30/2030		996.88	996.88
<b>March 2026 Total</b>					<b>1,975.87</b>	<b>24,561.68</b>	<b>26,537.55</b>
<b>APRIL 2026</b>							
04/01/2026	Coupon	828807DZ7	60,000.00	SIMON PROPERTY GROUP LP 4.375 10/01/2030		1,618.75	1,618.75
04/06/2026	Coupon	89115A2Y7	55,000.00	TORONTO-DOMINION BANK 4.994 04/05/2029		1,373.35	1,373.35
04/13/2026	Coupon	023135CF1	30,000.00	AMAZON.COM INC 3.3 04/13/2027		495.00	495.00
04/13/2026	Coupon	24422EVW6	90,000.00	JOHN DEERE CAPITAL CORP 1.3 10/13/2026		585.00	585.00
04/15/2026	Coupon	34535VAD6	30,000.00	FORDO 2024-D A3 4.61 08/15/2029		115.25	115.25
04/15/2026	Coupon	44935CAD3	30,000.00	HART 2025-A A3 4.32 10/15/2029		108.00	108.00
04/15/2026	Coupon	47800AAC4	785.34	JDOT 2022-B A3 3.74 02/16/2027		0.31	0.31
04/15/2026	Effective Maturity	47800AAC4	785.34	JDOT 2022-B A3 3.74 02/16/2027	98.10		98.10
04/15/2026	Coupon	47800BAC2	5,504.36	JDOT 2022-C A3 5.09 06/15/2027		18.35	18.35
04/15/2026	Principal Paydown	47800BAC2	5,504.36	JDOT 2022-C A3 5.09 06/15/2027	1,505.45		1,505.45
04/15/2026	Coupon	58768YAD7	25,000.00	MBALT 2025-A A3 4.61 04/16/2029		96.04	96.04
04/15/2026	Coupon	89231GAD0	30,000.00	TAOT 2025-D A3 3.84 06/17/2030		96.00	96.00
04/15/2026	Coupon	89239TAD4	15,000.00	TAOT 2024-D A3 4.4 06/15/2029		55.00	55.00
04/16/2026	Coupon	459058LN1	85,000.00	INTERNATIONAL BANK FOR RECONSTRUCTION AND DEVELOPM 3.875 10/16/2029		1,646.88	1,646.88
04/20/2026	Coupon	4581X0DV7	60,000.00	INTER-AMERICAN DEVELOPMENT BANK 0.875 04/20/2026		262.50	262.50
04/20/2026	Final Maturity	4581X0DV7	60,000.00	INTER-AMERICAN DEVELOPMENT BANK 0.875 04/20/2026	60,000.00		60,000.00
04/21/2026	Coupon	43813YAC6	30,000.00	HAROT 2024-3 A3 4.57 03/21/2029		114.25	114.25
04/21/2026	Principal Paydown	43813YAC6	30,000.00	HAROT 2024-3 A3 4.57 03/21/2029	870.82		870.82
04/24/2026	Coupon	857477DB6	60,000.00	STATE STREET CORP 4.834 04/24/2030		1,450.20	1,450.20
04/27/2026	Coupon	05594HAD5	25,000.00	BMWLT 2025-2 A3 3.97 09/25/2028		82.71	82.71
04/27/2026	Coupon	3137FETN0	50,000.00	FHMS K-073 A2 3.35 01/25/2028		139.58	139.58

## CASH FLOW REPORT

Three Valleys Municipal Water District | Account #10065 | As of February 28, 2026

Payment Date	Transaction Type	CUSIP	Quantity	Security Description	Principal Amount	Income	Total Amount
04/27/2026	Coupon	3137FG6X8	90,000.00	FHMS K-077 A2 3.85 05/25/2028		288.75	288.75
04/27/2026	Coupon	3137FTFY8	50,000.00	FHMS K-109 A2 1.558 04/25/2030		64.92	64.92
04/27/2026	Coupon	3137H4BY5	50,000.00	FHMS K-746 A2 2.031 09/25/2028		84.63	84.63
04/30/2026	Coupon	91282CDG3	75,000.00	UNITED STATES TREASURY 1.125 10/31/2026		421.88	421.88
04/30/2026	Coupon	91282CKP5	80,000.00	UNITED STATES TREASURY 4.625 04/30/2029		1,850.00	1,850.00
04/30/2026	Coupon	91282CLR0	60,000.00	UNITED STATES TREASURY 4.125 10/31/2029		1,237.50	1,237.50
04/30/2026	Coupon	91282CMZ1	60,000.00	UNITED STATES TREASURY 3.875 04/30/2030		1,162.50	1,162.50
04/30/2026	Coupon	91282CPD7	50,000.00	UNITED STATES TREASURY 3.625 10/31/2030		906.25	906.25
<b>April 2026 Total</b>					<b>62,474.36</b>	<b>14,273.58</b>	<b>76,747.94</b>
<b>MAY 2026</b>							
05/11/2026	Coupon	037833ET3	10,000.00	APPLE INC 4.0 05/10/2028		200.00	200.00
05/11/2026	Coupon	665859AW4	70,000.00	NORTHERN TRUST CORP 4.0 05/10/2027		1,400.00	1,400.00
05/12/2026	Coupon	023135BX3	25,000.00	AMAZON.COM INC 1.0 05/12/2026		125.00	125.00
05/12/2026	Final Maturity	023135BX3	25,000.00	AMAZON.COM INC 1.0 05/12/2026	25,000.00		25,000.00
05/13/2026	Coupon	3133EPC45	100,000.00	FEDERAL FARM CREDIT BANKS FUNDING CORP 4.625 11/13/2028		2,312.50	2,312.50
05/15/2026	Coupon	341081GN1	60,000.00	FLORIDA POWER & LIGHT CO 4.4 05/15/2028		1,320.00	1,320.00
05/15/2026	Coupon	34535VAD6	30,000.00	FORDO 2024-D A3 4.61 08/15/2029		115.25	115.25
05/15/2026	Coupon	44935CAD3	30,000.00	HART 2025-A A3 4.32 10/15/2029		108.00	108.00
05/15/2026	Coupon	47800BAC2	5,504.36	JDOT 2022-C A3 5.09 06/15/2027		11.96	11.96
05/15/2026	Principal Paydown	47800BAC2	5,504.36	JDOT 2022-C A3 5.09 06/15/2027	1,287.79		1,287.79
05/15/2026	Coupon	58768YAD7	25,000.00	MBALT 2025-A A3 4.61 04/16/2029		96.04	96.04
05/15/2026	Coupon	89231GAD0	30,000.00	TAOT 2025-D A3 3.84 06/17/2030		96.00	96.00
05/15/2026	Coupon	89239TAD4	15,000.00	TAOT 2024-D A3 4.4 06/15/2029		55.00	55.00
05/18/2026	Coupon	58933YBH7	15,000.00	MERCK & CO INC 4.05 05/17/2028		303.75	303.75
05/21/2026	Coupon	43813YAC6	30,000.00	HAROT 2024-3 A3 4.57 03/21/2029		110.93	110.93
05/21/2026	Principal Paydown	43813YAC6	30,000.00	HAROT 2024-3 A3 4.57 03/21/2029	1,786.80		1,786.80
05/25/2026	Coupon	05594HAD5	25,000.00	BMWLT 2025-2 A3 3.97 09/25/2028		82.71	82.71
05/25/2026	Coupon	3137FETN0	50,000.00	FHMS K-073 A2 3.35 01/25/2028		139.58	139.58
05/25/2026	Coupon	3137FG6X8	90,000.00	FHMS K-077 A2 3.85 05/25/2028		288.75	288.75
05/25/2026	Coupon	3137FTFY8	50,000.00	FHMS K-109 A2 1.558 04/25/2030		64.92	64.92
05/25/2026	Coupon	3137H4BY5	50,000.00	FHMS K-746 A2 2.031 09/25/2028		84.63	84.63



CASH FLOW REPORT

Three Valleys Municipal Water District | Account #10065 | As of February 28, 2026

Payment Date	Transaction Type	CUSIP	Quantity	Security Description	Principal Amount	Income	Total Amount
<b>May 2026 Total</b>					<b>28,074.59</b>	<b>6,915.02</b>	<b>34,989.61</b>
<b>JUNE 2026</b>							
06/01/2026	Coupon	91282CET4	150,000.00	UNITED STATES TREASURY 2.625 05/31/2027		1,968.75	1,968.75
06/01/2026	Coupon	91282CHE4	70,000.00	UNITED STATES TREASURY 3.625 05/31/2028		1,268.75	1,268.75
06/01/2026	Coupon	91282CKT7	60,000.00	UNITED STATES TREASURY 4.5 05/31/2029		1,350.00	1,350.00
06/01/2026	Coupon	91282CMA6	70,000.00	UNITED STATES TREASURY 4.125 11/30/2029		1,443.75	1,443.75
06/01/2026	Coupon	91282CPN5	65,000.00	UNITED STATES TREASURY 3.5 11/30/2030		1,137.50	1,137.50
06/05/2026	Coupon	46647PAX4	70,000.00	JPMORGAN CHASE & CO 4.452 12/05/2029		1,558.20	1,558.20
06/08/2026	Coupon	3130AXQK7	80,000.00	FEDERAL HOME LOAN BANKS 4.75 12/08/2028		1,900.00	1,900.00
06/08/2026	Coupon	3130B1BC0	55,000.00	FEDERAL HOME LOAN BANKS 4.625 06/08/2029		1,271.88	1,271.88
06/15/2026	Coupon	34535VAD6	30,000.00	FORDO 2024-D A3 4.61 08/15/2029		115.25	115.25
06/15/2026	Coupon	44935CAD3	30,000.00	HART 2025-A A3 4.32 10/15/2029		108.00	108.00
06/15/2026	Coupon	47800BAC2	5,504.36	JDOT 2022-C A3 5.09 06/15/2027		6.50	6.50
06/15/2026	Principal Paydown	47800BAC2	5,504.36	JDOT 2022-C A3 5.09 06/15/2027	1,044.36		1,044.36
06/15/2026	Coupon	58768YAD7	25,000.00	MBALT 2025-A A3 4.61 04/16/2029		96.04	96.04
06/15/2026	Coupon	74340XCG4	60,000.00	PROLOGIS LP 4.875 06/15/2028		1,462.50	1,462.50
06/15/2026	Coupon	89231GAD0	30,000.00	TAOT 2025-D A3 3.84 06/17/2030		96.00	96.00
06/15/2026	Coupon	89239TAD4	15,000.00	TAOT 2024-D A3 4.4 06/15/2029		55.00	55.00
06/15/2026	Principal Paydown	89239TAD4	15,000.00	TAOT 2024-D A3 4.4 06/15/2029	344.21		344.21
06/22/2026	Coupon	43813YAC6	30,000.00	HAROT 2024-3 A3 4.57 03/21/2029		104.13	104.13
06/22/2026	Principal Paydown	43813YAC6	30,000.00	HAROT 2024-3 A3 4.57 03/21/2029	1,753.99		1,753.99
06/25/2026	Coupon	05594HAD5	25,000.00	BMWLT 2025-2 A3 3.97 09/25/2028		82.71	82.71
06/25/2026	Coupon	3137FETN0	50,000.00	FHMS K-073 A2 3.35 01/25/2028		139.58	139.58
06/25/2026	Coupon	3137FG6X8	90,000.00	FHMS K-077 A2 3.85 05/25/2028		288.75	288.75
06/25/2026	Coupon	3137FTFY8	50,000.00	FHMS K-109 A2 1.558 04/25/2030		64.92	64.92
06/25/2026	Coupon	3137H4BY5	50,000.00	FHMS K-746 A2 2.031 09/25/2028		84.63	84.63
06/30/2026	Coupon	91282CEV9	75,000.00	UNITED STATES TREASURY 3.25 06/30/2029		1,218.75	1,218.75
06/30/2026	Coupon	91282CGC9	125,000.00	UNITED STATES TREASURY 3.875 12/31/2027		2,421.88	2,421.88
06/30/2026	Coupon	91282CJQ5	65,000.00	UNITED STATES TREASURY 3.75 12/31/2030		1,218.75	1,218.75
06/30/2026	Coupon	91282CKX8	55,000.00	UNITED STATES TREASURY 4.25 06/30/2029		1,168.75	1,168.75
06/30/2026	Coupon	91282CMD0	65,000.00	UNITED STATES TREASURY 4.375 12/31/2029		1,421.88	1,421.88



**CASH FLOW REPORT**

Three Valleys Municipal Water District | Account #10065 | As of February 28, 2026

Payment Date	Transaction Type	CUSIP	Quantity	Security Description	Principal Amount	Income	Total Amount
06/30/2026	Coupon	91282CNK3	55,000.00	UNITED STATES TREASURY 3.875 06/30/2030		1,065.63	1,065.63
<b>June 2026 Total</b>					<b>3,142.56</b>	<b>23,118.45</b>	<b>26,261.01</b>
<b>JULY 2026</b>							
07/10/2026	Coupon	89236TPH2	25,000.00	TOYOTA MOTOR CREDIT CORP 4.2 01/10/2031		519.17	519.17
07/13/2026	Coupon	459058KT9	35,000.00	INTERNATIONAL BANK FOR RECONSTRUCTION AND DEVELOPM 3.5 07/12/2028		612.50	612.50
07/13/2026	Coupon	45950KDD9	40,000.00	INTERNATIONAL FINANCE CORP 4.5 07/13/2028		900.00	900.00
07/15/2026	Coupon	34535VAD6	30,000.00	FORDO 2024-D A3 4.61 08/15/2029		115.25	115.25
07/15/2026	Coupon	438516CL8	55,000.00	HONEYWELL INTERNATIONAL INC 4.25 01/15/2029		1,168.75	1,168.75
07/15/2026	Coupon	44935CAD3	30,000.00	HART 2025-A A3 4.32 10/15/2029		108.00	108.00
07/15/2026	Coupon	47800BAC2	5,504.36	JDOT 2022-C A3 5.09 06/15/2027		2.07	2.07
07/15/2026	Effective Maturity	47800BAC2	5,504.36	JDOT 2022-C A3 5.09 06/15/2027	487.66		487.66
07/15/2026	Coupon	58768YAD7	25,000.00	MBALT 2025-A A3 4.61 04/16/2029		96.04	96.04
07/15/2026	Coupon	87612EBM7	25,000.00	TARGET CORP 1.95 01/15/2027		243.75	243.75
07/15/2026	Coupon	89231GAD0	30,000.00	TAOT 2025-D A3 3.84 06/17/2030		96.00	96.00
07/15/2026	Coupon	89239TAD4	15,000.00	TAOT 2024-D A3 4.4 06/15/2029		53.74	53.74
07/15/2026	Principal Paydown	89239TAD4	15,000.00	TAOT 2024-D A3 4.4 06/15/2029	818.78		818.78
07/15/2026	Coupon	91324PFG2	60,000.00	UNITEDHEALTH GROUP INC 4.8 01/15/2030		1,440.00	1,440.00
07/21/2026	Coupon	43813YAC6	30,000.00	HAROT 2024-3 A3 4.57 03/21/2029		97.45	97.45
07/21/2026	Principal Paydown	43813YAC6	30,000.00	HAROT 2024-3 A3 4.57 03/21/2029	1,717.12		1,717.12
07/23/2026	Coupon	06051GHV4	25,000.00	BANK OF AMERICA CORP 3.194 07/23/2030		399.25	399.25
07/27/2026	Coupon	05594HAD5	25,000.00	BMWLT 2025-2 A3 3.97 09/25/2028		82.71	82.71
07/27/2026	Coupon	3137FETN0	50,000.00	FHMS K-073 A2 3.35 01/25/2028		139.58	139.58
07/27/2026	Coupon	3137FG6X8	90,000.00	FHMS K-077 A2 3.85 05/25/2028		288.75	288.75
07/27/2026	Coupon	3137FTFY8	50,000.00	FHMS K-109 A2 1.558 04/25/2030		64.92	64.92
07/27/2026	Coupon	3137H4BY5	50,000.00	FHMS K-746 A2 2.031 09/25/2028		84.63	84.63
07/30/2026	Coupon	025816DY2	60,000.00	AMERICAN EXPRESS CO 5.085 01/30/2031		1,525.50	1,525.50
07/31/2026	Coupon	69371RS80	60,000.00	PACCAR FINANCIAL CORP 4.6 01/31/2029		1,380.00	1,380.00
07/31/2026	Coupon	91282CFB2	125,000.00	UNITED STATES TREASURY 2.75 07/31/2027		1,718.75	1,718.75
07/31/2026	Coupon	91282CHQ7	60,000.00	UNITED STATES TREASURY 4.125 07/31/2028		1,237.50	1,237.50

## CASH FLOW REPORT

Three Valleys Municipal Water District | Account #10065 | As of February 28, 2026

Payment Date	Transaction Type	CUSIP	Quantity	Security Description	Principal Amount	Income	Total Amount
07/31/2026	Coupon	91282CJW2	90,000.00	UNITED STATES TREASURY 4.0 01/31/2029		1,800.00	1,800.00
07/31/2026	Coupon	91282CJX0	65,000.00	UNITED STATES TREASURY 4.0 01/31/2031		1,300.00	1,300.00
07/31/2026	Coupon	91282CLC3	95,000.00	UNITED STATES TREASURY 4.0 07/31/2029		1,900.00	1,900.00
07/31/2026	Coupon	91282CNN7	55,000.00	UNITED STATES TREASURY 3.875 07/31/2030		1,065.63	1,065.63
<b>July 2026 Total</b>					<b>3,023.57</b>	<b>18,439.92</b>	<b>21,463.49</b>
<b>AUGUST 2026</b>							
08/07/2026	Coupon	63743HFX5	60,000.00	NATIONAL RURAL UTILITIES COOPERATIVE FINANCE CORP 4.95 02/07/2030		1,485.00	1,485.00
08/17/2026	Coupon	34535VAD6	30,000.00	FORDO 2024-D A3 4.61 08/15/2029		115.25	115.25
08/17/2026	Coupon	44935CAD3	30,000.00	HART 2025-A A3 4.32 10/15/2029		108.00	108.00
08/17/2026	Coupon	4581X0EN4	60,000.00	INTER-AMERICAN DEVELOPMENT BANK 4.125 02/15/2029		1,237.50	1,237.50
08/17/2026	Coupon	58768YAD7	25,000.00	MBALT 2025-A A3 4.61 04/16/2029		96.04	96.04
08/17/2026	Coupon	89231GAD0	30,000.00	TAOT 2025-D A3 3.84 06/17/2030		96.00	96.00
08/17/2026	Coupon	89239TAD4	15,000.00	TAOT 2024-D A3 4.4 06/15/2029		50.74	50.74
08/17/2026	Principal Paydown	89239TAD4	15,000.00	TAOT 2024-D A3 4.4 06/15/2029	792.65		792.65
08/17/2026	Coupon	9128282A7	75,000.00	UNITED STATES TREASURY 1.5 08/15/2026		562.50	562.50
08/17/2026	Final Maturity	9128282A7	75,000.00	UNITED STATES TREASURY 1.5 08/15/2026	75,000.00		75,000.00
08/21/2026	Coupon	43813YAC6	30,000.00	HAROT 2024-3 A3 4.57 03/21/2029		90.91	90.91
08/21/2026	Principal Paydown	43813YAC6	30,000.00	HAROT 2024-3 A3 4.57 03/21/2029	1,667.38		1,667.38
08/25/2026	Coupon	05594HAD5	25,000.00	BMWLT 2025-2 A3 3.97 09/25/2028		82.71	82.71
08/25/2026	Coupon	3137FETN0	50,000.00	FHMS K-073 A2 3.35 01/25/2028		139.58	139.58
08/25/2026	Principal Paydown	3137FETN0	50,000.00	FHMS K-073 A2 3.35 01/25/2028	7.30		7.30
08/25/2026	Coupon	3137FG6X8	90,000.00	FHMS K-077 A2 3.85 05/25/2028		288.75	288.75
08/25/2026	Coupon	3137FTFY8	50,000.00	FHMS K-109 A2 1.558 04/25/2030		64.92	64.92
08/25/2026	Coupon	3137H4BY5	50,000.00	FHMS K-746 A2 2.031 09/25/2028		84.63	84.63
08/31/2026	Coupon	91282CFJ5	135,000.00	UNITED STATES TREASURY 3.125 08/31/2029		2,109.38	2,109.38
08/31/2026	Coupon	91282CKD2	70,000.00	UNITED STATES TREASURY 4.25 02/28/2029		1,487.50	1,487.50
08/31/2026	Coupon	91282CNX5	55,000.00	UNITED STATES TREASURY 3.625 08/31/2030		996.88	996.88
<b>August 2026 Total</b>					<b>77,467.32</b>	<b>9,096.27</b>	<b>86,563.59</b>
<b>SEPTEMBER 2026</b>							
09/08/2026	Coupon	06051GHG7	45,000.00	BANK OF AMERICA CORP 3.97 03/05/2029		893.25	893.25



**CASH FLOW REPORT**

Three Valleys Municipal Water District | Account #10065 | As of February 28, 2026

Payment Date	Transaction Type	CUSIP	Quantity	Security Description	Principal Amount	Income	Total Amount
09/08/2026	Coupon	3130AWTR1	100,000.00	FEDERAL HOME LOAN BANKS 4.375 09/08/2028		2,187.50	2,187.50
09/10/2026	Coupon	3130ATS57	60,000.00	FEDERAL HOME LOAN BANKS 4.5 03/10/2028		1,350.00	1,350.00
09/15/2026	Coupon	084664CZ2	90,000.00	BERKSHIRE HATHAWAY FINANCE CORP 2.3 03/15/2027		1,035.00	1,035.00
09/15/2026	Coupon	09247XAN1	85,000.00	BLACKROCK FINANCE INC 3.2 03/15/2027		1,360.00	1,360.00
09/15/2026	Coupon	34535VAD6	30,000.00	FORDO 2024-D A3 4.61 08/15/2029		115.25	115.25
09/15/2026	Principal Paydown	34535VAD6	30,000.00	FORDO 2024-D A3 4.61 08/15/2029	1,572.50		1,572.50
09/15/2026	Coupon	44935CAD3	30,000.00	HART 2025-A A3 4.32 10/15/2029		108.00	108.00
09/15/2026	Coupon	571748CA8	60,000.00	MARSH & MCLENNAN COMPANIES INC 4.65 03/15/2030		1,395.00	1,395.00
09/15/2026	Coupon	58768YAD7	25,000.00	MBALT 2025-A A3 4.61 04/16/2029		96.04	96.04
09/15/2026	Coupon	756109BR4	60,000.00	REALTY INCOME CORP 4.85 03/15/2030		1,455.00	1,455.00
09/15/2026	Coupon	89231GAD0	30,000.00	TAOT 2025-D A3 3.84 06/17/2030		96.00	96.00
09/15/2026	Coupon	89239TAD4	15,000.00	TAOT 2024-D A3 4.4 06/15/2029		47.83	47.83
09/15/2026	Principal Paydown	89239TAD4	15,000.00	TAOT 2024-D A3 4.4 06/15/2029	779.15		779.15
09/17/2026	Coupon	931142ER0	10,000.00	WALMART INC 1.05 09/17/2026		52.50	52.50
09/17/2026	Final Maturity	931142ER0	10,000.00	WALMART INC 1.05 09/17/2026	10,000.00		10,000.00
09/21/2026	Coupon	43813YAC6	30,000.00	HAROT 2024-3 A3 4.57 03/21/2029		84.56	84.56
09/21/2026	Principal Paydown	43813YAC6	30,000.00	HAROT 2024-3 A3 4.57 03/21/2029	1,631.84		1,631.84
09/22/2026	Coupon	3133EPWK7	130,000.00	FEDERAL FARM CREDIT BANKS FUNDING CORP 4.5 09/22/2028		2,925.00	2,925.00
09/25/2026	Coupon	05594HAD5	25,000.00	BMWLT 2025-2 A3 3.97 09/25/2028		82.71	82.71
09/25/2026	Coupon	3137FETN0	50,000.00	FHMS K-073 A2 3.35 01/25/2028		139.56	139.56
09/25/2026	Principal Paydown	3137FETN0	50,000.00	FHMS K-073 A2 3.35 01/25/2028	87.87		87.87
09/25/2026	Coupon	3137FG6X8	90,000.00	FHMS K-077 A2 3.85 05/25/2028		288.75	288.75
09/25/2026	Coupon	3137FTFY8	50,000.00	FHMS K-109 A2 1.558 04/25/2030		64.92	64.92
09/25/2026	Coupon	3137H4BY5	50,000.00	FHMS K-746 A2 2.031 09/25/2028		84.63	84.63
09/30/2026	Coupon	91282CEF4	90,000.00	UNITED STATES TREASURY 2.5 03/31/2027		1,125.00	1,125.00
09/30/2026	Coupon	91282CKG5	75,000.00	UNITED STATES TREASURY 4.125 03/31/2029		1,546.88	1,546.88
09/30/2026	Coupon	91282CLN9	50,000.00	UNITED STATES TREASURY 3.5 09/30/2029		875.00	875.00
09/30/2026	Coupon	91282CMU2	75,000.00	UNITED STATES TREASURY 4.0 03/31/2030		1,500.00	1,500.00



**CASH FLOW REPORT**

Three Valleys Municipal Water District | Account #10065 | As of February 28, 2026

Payment Date	Transaction Type	CUSIP	Quantity	Security Description	Principal Amount	Income	Total Amount
09/30/2026	Coupon	91282CPA3	55,000.00	UNITED STATES TREASURY 3.625 09/30/2030		996.88	996.88
<b>September 2026 Total</b>					<b>14,071.35</b>	<b>19,905.24</b>	<b>33,976.60</b>
<b>OCTOBER 2026</b>							
10/01/2026	Coupon	828807DZ7	60,000.00	SIMON PROPERTY GROUP LP 4.375 10/01/2030		1,312.50	1,312.50
10/05/2026	Coupon	89115A2Y7	55,000.00	TORONTO-DOMINION BANK 4.994 04/05/2029		1,373.35	1,373.35
10/13/2026	Coupon	023135CF1	30,000.00	AMAZON.COM INC 3.3 04/13/2027		495.00	495.00
10/13/2026	Coupon	24422EVW6	90,000.00	JOHN DEERE CAPITAL CORP 1.3 10/13/2026		585.00	585.00
10/13/2026	Final Maturity	24422EVW6	90,000.00	JOHN DEERE CAPITAL CORP 1.3 10/13/2026	90,000.00		90,000.00
10/15/2026	Coupon	34535VAD6	30,000.00	FORDO 2024-D A3 4.61 08/15/2029		109.21	109.21
10/15/2026	Principal Paydown	34535VAD6	30,000.00	FORDO 2024-D A3 4.61 08/15/2029	1,089.97		1,089.97
10/15/2026	Coupon	44935CAD3	30,000.00	HART 2025-A A3 4.32 10/15/2029		108.00	108.00
10/15/2026	Coupon	58768YAD7	25,000.00	MBALT 2025-A A3 4.61 04/16/2029		96.04	96.04
10/15/2026	Coupon	89231GAD0	30,000.00	TAOT 2025-D A3 3.84 06/17/2030		96.00	96.00
10/15/2026	Coupon	89239TAD4	15,000.00	TAOT 2024-D A3 4.4 06/15/2029		44.97	44.97
10/15/2026	Principal Paydown	89239TAD4	15,000.00	TAOT 2024-D A3 4.4 06/15/2029	750.19		750.19
10/16/2026	Coupon	459058LN1	85,000.00	INTERNATIONAL BANK FOR RECONSTRUCTION AND DEVELOPM 3.875 10/16/2029		1,646.88	1,646.88
10/21/2026	Coupon	43813YAC6	30,000.00	HAROT 2024-3 A3 4.57 03/21/2029		78.35	78.35
10/21/2026	Principal Paydown	43813YAC6	30,000.00	HAROT 2024-3 A3 4.57 03/21/2029	1,570.02		1,570.02
10/26/2026	Coupon	05594HAD5	25,000.00	BMWLT 2025-2 A3 3.97 09/25/2028		82.71	82.71
10/26/2026	Coupon	3137FETN0	50,000.00	FHMS K-073 A2 3.35 01/25/2028		139.32	139.32
10/26/2026	Principal Paydown	3137FETN0	50,000.00	FHMS K-073 A2 3.35 01/25/2028	93.99		93.99
10/26/2026	Coupon	3137FG6X8	90,000.00	FHMS K-077 A2 3.85 05/25/2028		288.75	288.75
10/26/2026	Coupon	3137FTFY8	50,000.00	FHMS K-109 A2 1.558 04/25/2030		64.92	64.92
10/26/2026	Coupon	3137H4BY5	50,000.00	FHMS K-746 A2 2.031 09/25/2028		84.63	84.63
10/26/2026	Coupon	857477DB6	60,000.00	STATE STREET CORP 4.834 04/24/2030		1,450.20	1,450.20
<b>October 2026 Total</b>					<b>93,504.17</b>	<b>8,055.81</b>	<b>101,559.98</b>
<b>NOVEMBER 2026</b>							
11/02/2026	Coupon	91282CDG3	75,000.00	UNITED STATES TREASURY 1.125 10/31/2026		421.88	421.88
11/02/2026	Final Maturity	91282CDG3	75,000.00	UNITED STATES TREASURY 1.125 10/31/2026	75,000.00		75,000.00
11/02/2026	Coupon	91282CKP5	80,000.00	UNITED STATES TREASURY 4.625 04/30/2029		1,850.00	1,850.00



**CASH FLOW REPORT**

Three Valleys Municipal Water District | Account #10065 | As of February 28, 2026

Payment Date	Transaction Type	CUSIP	Quantity	Security Description	Principal Amount	Income	Total Amount
11/02/2026	Coupon	91282CLR0	60,000.00	UNITED STATES TREASURY 4.125 10/31/2029		1,237.50	1,237.50
11/02/2026	Coupon	91282CMZ1	60,000.00	UNITED STATES TREASURY 3.875 04/30/2030		1,162.50	1,162.50
11/02/2026	Coupon	91282CPD7	50,000.00	UNITED STATES TREASURY 3.625 10/31/2030		906.25	906.25
11/10/2026	Coupon	037833ET3	10,000.00	APPLE INC 4.0 05/10/2028		200.00	200.00
11/10/2026	Coupon	665859AW4	70,000.00	NORTHERN TRUST CORP 4.0 05/10/2027		1,400.00	1,400.00
11/13/2026	Coupon	3133EPC45	100,000.00	FEDERAL FARM CREDIT BANKS FUNDING CORP 4.625 11/13/2028		2,312.50	2,312.50
11/16/2026	Coupon	341081GN1	60,000.00	FLORIDA POWER & LIGHT CO 4.4 05/15/2028		1,320.00	1,320.00
11/16/2026	Coupon	34535VAD6	30,000.00	FORDO 2024-D A3 4.61 08/15/2029		105.02	105.02
11/16/2026	Principal Paydown	34535VAD6	30,000.00	FORDO 2024-D A3 4.61 08/15/2029	1,645.74		1,645.74
11/16/2026	Coupon	44935CAD3	30,000.00	HART 2025-A A3 4.32 10/15/2029		108.00	108.00
11/16/2026	Principal Paydown	44935CAD3	30,000.00	HART 2025-A A3 4.32 10/15/2029	246.24		246.24
11/16/2026	Coupon	58768YAD7	25,000.00	MBALT 2025-A A3 4.61 04/16/2029		96.04	96.04
11/16/2026	Coupon	89231GAD0	30,000.00	TAOT 2025-D A3 3.84 06/17/2030		96.00	96.00
11/16/2026	Coupon	89239TAD4	15,000.00	TAOT 2024-D A3 4.4 06/15/2029		42.22	42.22
11/16/2026	Principal Paydown	89239TAD4	15,000.00	TAOT 2024-D A3 4.4 06/15/2029	735.73		735.73
11/17/2026	Coupon	58933YBH7	15,000.00	MERCK & CO INC 4.05 05/17/2028		303.75	303.75
11/23/2026	Coupon	43813YAC6	30,000.00	HAROT 2024-3 A3 4.57 03/21/2029		72.37	72.37
11/23/2026	Principal Paydown	43813YAC6	30,000.00	HAROT 2024-3 A3 4.57 03/21/2029	1,531.96		1,531.96
11/25/2026	Coupon	05594HAD5	25,000.00	BMWLT 2025-2 A3 3.97 09/25/2028		82.71	82.71
11/25/2026	Coupon	3137FETN0	50,000.00	FHMS K-073 A2 3.35 01/25/2028		139.06	139.06
11/25/2026	Principal Paydown	3137FETN0	50,000.00	FHMS K-073 A2 3.35 01/25/2028	88.43		88.43
11/25/2026	Coupon	3137FG6X8	90,000.00	FHMS K-077 A2 3.85 05/25/2028		288.75	288.75
11/25/2026	Coupon	3137FTFY8	50,000.00	FHMS K-109 A2 1.558 04/25/2030		64.92	64.92
11/25/2026	Coupon	3137H4BY5	50,000.00	FHMS K-746 A2 2.031 09/25/2028		84.63	84.63
11/30/2026	Coupon	91282CET4	150,000.00	UNITED STATES TREASURY 2.625 05/31/2027		1,968.75	1,968.75
11/30/2026	Coupon	91282CHE4	70,000.00	UNITED STATES TREASURY 3.625 05/31/2028		1,268.75	1,268.75
11/30/2026	Coupon	91282CKT7	60,000.00	UNITED STATES TREASURY 4.5 05/31/2029		1,350.00	1,350.00
11/30/2026	Coupon	91282CMA6	70,000.00	UNITED STATES TREASURY 4.125 11/30/2029		1,443.75	1,443.75
11/30/2026	Coupon	91282CPN5	65,000.00	UNITED STATES TREASURY 3.5 11/30/2030		1,137.50	1,137.50
<b>November 2026 Total</b>					<b>79,248.10</b>	<b>19,462.83</b>	<b>98,710.93</b>



**CASH FLOW REPORT**

Three Valleys Municipal Water District | Account #10065 | As of February 28, 2026

Payment Date	Transaction Type	CUSIP	Quantity	Security Description	Principal Amount	Income	Total Amount
<b>DECEMBER 2026</b>							
12/07/2026	Coupon	46647PAX4	70,000.00	JPMORGAN CHASE & CO 4.452 12/05/2029		1,558.20	1,558.20
12/08/2026	Coupon	3130AXQK7	80,000.00	FEDERAL HOME LOAN BANKS 4.75 12/08/2028		1,900.00	1,900.00
12/08/2026	Coupon	3130B1BC0	55,000.00	FEDERAL HOME LOAN BANKS 4.625 06/08/2029		1,271.88	1,271.88
12/15/2026	Coupon	34535VAD6	30,000.00	FORDO 2024-D A3 4.61 08/15/2029		98.70	98.70
12/15/2026	Principal Paydown	34535VAD6	30,000.00	FORDO 2024-D A3 4.61 08/15/2029	1,548.64		1,548.64
12/15/2026	Coupon	44935CAD3	30,000.00	HART 2025-A A3 4.32 10/15/2029		107.11	107.11
12/15/2026	Principal Paydown	44935CAD3	30,000.00	HART 2025-A A3 4.32 10/15/2029	1,718.71		1,718.71
12/15/2026	Coupon	58768YAD7	25,000.00	MBALT 2025-A A3 4.61 04/16/2029		96.04	96.04
12/15/2026	Coupon	74340XCG4	60,000.00	PROLOGIS LP 4.875 06/15/2028		1,462.50	1,462.50
12/15/2026	Coupon	89231GAD0	30,000.00	TAOT 2025-D A3 3.84 06/17/2030		96.00	96.00
12/15/2026	Coupon	89239TAD4	15,000.00	TAOT 2024-D A3 4.4 06/15/2029		39.52	39.52
12/15/2026	Principal Paydown	89239TAD4	15,000.00	TAOT 2024-D A3 4.4 06/15/2029	699.36		699.36
12/21/2026	Coupon	43813YAC6	30,000.00	HAROT 2024-3 A3 4.57 03/21/2029		66.53	66.53
12/21/2026	Principal Paydown	43813YAC6	30,000.00	HAROT 2024-3 A3 4.57 03/21/2029	1,460.96		1,460.96
12/25/2026	Coupon	05594HAD5	25,000.00	BMWLT 2025-2 A3 3.97 09/25/2028		82.71	82.71
12/25/2026	Principal Paydown	05594HAD5	25,000.00	BMWLT 2025-2 A3 3.97 09/25/2028	85.11		85.11
12/25/2026	Coupon	3137FETN0	50,000.00	FHMS K-073 A2 3.35 01/25/2028		138.81	138.81
12/25/2026	Principal Paydown	3137FETN0	50,000.00	FHMS K-073 A2 3.35 01/25/2028	94.53		94.53
12/25/2026	Coupon	3137FG6X8	90,000.00	FHMS K-077 A2 3.85 05/25/2028		288.75	288.75
12/25/2026	Coupon	3137FTFY8	50,000.00	FHMS K-109 A2 1.558 04/25/2030		64.92	64.92
12/25/2026	Coupon	3137H4BY5	50,000.00	FHMS K-746 A2 2.031 09/25/2028		84.63	84.63
12/31/2026	Coupon	91282CEV9	75,000.00	UNITED STATES TREASURY 3.25 06/30/2029		1,218.75	1,218.75
12/31/2026	Coupon	91282CGC9	125,000.00	UNITED STATES TREASURY 3.875 12/31/2027		2,421.88	2,421.88
12/31/2026	Coupon	91282CJQ5	65,000.00	UNITED STATES TREASURY 3.75 12/31/2030		1,218.75	1,218.75
12/31/2026	Coupon	91282CKX8	55,000.00	UNITED STATES TREASURY 4.25 06/30/2029		1,168.75	1,168.75
12/31/2026	Coupon	91282CMD0	65,000.00	UNITED STATES TREASURY 4.375 12/31/2029		1,421.88	1,421.88
12/31/2026	Coupon	91282CNK3	55,000.00	UNITED STATES TREASURY 3.875 06/30/2030		1,065.63	1,065.63
<b>December 2026 Total</b>					<b>5,607.31</b>	<b>15,871.92</b>	<b>21,479.23</b>
<b>JANUARY 2027</b>							



**CASH FLOW REPORT**

Three Valleys Municipal Water District | Account #10065 | As of February 28, 2026

Payment Date	Transaction Type	CUSIP	Quantity	Security Description	Principal Amount	Income	Total Amount
01/11/2027	Coupon	89236TPH2	25,000.00	TOYOTA MOTOR CREDIT CORP 4.2 01/10/2031		525.00	525.00
01/12/2027	Coupon	459058KT9	35,000.00	INTERNATIONAL BANK FOR RECONSTRUCTION AND DEVELOPM 3.5 07/12/2028		612.50	612.50
01/13/2027	Coupon	45950KDD9	40,000.00	INTERNATIONAL FINANCE CORP 4.5 07/13/2028		900.00	900.00
01/15/2027	Coupon	34535VAD6	30,000.00	FORDO 2024-D A3 4.61 08/15/2029		92.75	92.75
01/15/2027	Principal Paydown	34535VAD6	30,000.00	FORDO 2024-D A3 4.61 08/15/2029	1,522.34		1,522.34
01/15/2027	Coupon	438516CL8	55,000.00	HONEYWELL INTERNATIONAL INC 4.25 01/15/2029		1,168.75	1,168.75
01/15/2027	Coupon	44935CAD3	30,000.00	HART 2025-A A3 4.32 10/15/2029		100.93	100.93
01/15/2027	Principal Paydown	44935CAD3	30,000.00	HART 2025-A A3 4.32 10/15/2029	1,683.26		1,683.26
01/15/2027	Coupon	58768YAD7	25,000.00	MBALT 2025-A A3 4.61 04/16/2029		96.04	96.04
01/15/2027	Coupon	87612EBM7	25,000.00	TARGET CORP 1.95 01/15/2027		243.75	243.75
01/15/2027	Final Maturity	87612EBM7	25,000.00	TARGET CORP 1.95 01/15/2027	25,000.00		25,000.00
01/15/2027	Coupon	89231GAD0	30,000.00	TAOT 2025-D A3 3.84 06/17/2030		96.00	96.00
01/15/2027	Coupon	89239TAD4	15,000.00	TAOT 2024-D A3 4.4 06/15/2029		36.96	36.96
01/15/2027	Principal Paydown	89239TAD4	15,000.00	TAOT 2024-D A3 4.4 06/15/2029	687.77		687.77
01/15/2027	Coupon	91324PFG2	60,000.00	UNITEDHEALTH GROUP INC 4.8 01/15/2030		1,440.00	1,440.00
01/21/2027	Coupon	43813YAC6	30,000.00	HAROT 2024-3 A3 4.57 03/21/2029		60.97	60.97
01/21/2027	Principal Paydown	43813YAC6	30,000.00	HAROT 2024-3 A3 4.57 03/21/2029	1,430.37		1,430.37
01/25/2027	Coupon	05594HAD5	25,000.00	BMWLT 2025-2 A3 3.97 09/25/2028		82.43	82.43
01/25/2027	Principal Paydown	05594HAD5	25,000.00	BMWLT 2025-2 A3 3.97 09/25/2028	3,173.40		3,173.40
01/25/2027	Coupon	06051GHV4	25,000.00	BANK OF AMERICA CORP 3.194 07/23/2030		399.25	399.25
01/25/2027	Coupon	3137FETN0	50,000.00	FHMS K-073 A2 3.35 01/25/2028		138.54	138.54
01/25/2027	Principal Paydown	3137FETN0	50,000.00	FHMS K-073 A2 3.35 01/25/2028	89.00		89.00
01/25/2027	Coupon	3137FG6X8	90,000.00	FHMS K-077 A2 3.85 05/25/2028		288.75	288.75
01/25/2027	Coupon	3137FTFY8	50,000.00	FHMS K-109 A2 1.558 04/25/2030		64.92	64.92
01/25/2027	Coupon	3137H4BY5	50,000.00	FHMS K-746 A2 2.031 09/25/2028		84.63	84.63
<b>January 2027 Total</b>					<b>33,586.15</b>	<b>6,432.16</b>	<b>40,018.31</b>
<b>Grand Total</b>			<b>13,913,184.98</b>		<b>402,175.36</b>	<b>166,132.89</b>	<b>568,308.24</b>

## IMPORTANT DISCLOSURES

Three Valleys Municipal Water District | Account #10065 | As of February 28, 2026

Chandler Asset Management, Inc. (“Chandler”) is an SEC registered investment adviser. For additional information about our firm, please see our current disclosures (Form ADV). To obtain a copy of our current disclosures, you may contact your client service representative by calling the number on the front of this statement or you may visit our website at [www.chandlerasset.com](http://www.chandlerasset.com).

Information contained in this monthly statement is confidential and is provided for informational purposes only and should not be construed as specific investment or legal advice. The information contained herein was obtained from sources believed to be reliable as of the date of this statement, but may become outdated or superseded at any time without notice.

**Custody:** Your qualified custodian bank maintains control of all assets reflected in this statement and we urge you to compare this statement to the one you receive from your qualified custodian. Chandler does not have any authority to withdraw or deposit funds from/to the custodian account.

**Valuation:** Prices are provided by IDC, an independent pricing source. In the event IDC does not provide a price or if the price provided is not reflective of fair market value, Chandler will obtain pricing from an alternative approved third party pricing source in accordance with our written valuation policy and procedures. Our valuation procedures are also disclosed in Item 5 of our Form ADV Part 2A.

**Performance:** Performance results are presented gross-of-advisory fees and represent the client’s Total Return. The deduction of advisory fees lowers performance results. These results include the reinvestment of dividends and other earnings. Past performance may not be indicative of future results. Therefore, clients should not assume that future performance of any specific investment or investment strategy will be profitable or equal to past performance levels. All investment strategies have the potential for profit or loss. Economic factors, market conditions or changes in investment strategies, contributions or withdrawals may materially alter the performance and results of your portfolio.

Source ICE Data Indices, LLC (“ICE”), used with permission. ICE PERMITS USE OF THE ICE INDICES AND RELATED DATA ON AN “AS IS” BASIS; ICE, ITS AFFILIATES AND THEIR RESPECTIVE THIRD PARTY SUPPLIERS DISCLAIM ANY AND ALL WARRANTIES AND REPRESENTATIONS, EXPRESS AND/OR IMPLIED, INCLUDING ANY WARRANTIES OF MERCHANTABILITY OR FITNESS FOR A PARTICULAR PURPOSE OR USE, INCLUDING THE INDICES, INDEX DATA AND ANY DATA INCLUDED IN, RELATED TO, OR DERIVED THEREFROM. NEITHER ICE DATA, ITS AFFILIATES OR THEIR RESPECTIVE THIRD PARTY PROVIDERS GUARANTEE THE QUALITY, ADEQUACY, ACCURACY, TIMELINESS OR COMPLETENESS OF THE INDICES OR THE INDEX DATA OR ANY COMPONENT THEREOF, AND THE INDICES AND INDEX DATA AND ALL COMPONENTS THEREOF ARE PROVIDED ON AN “AS IS” BASIS AND LICENSEE’S USE IS AT LICENSEE’S OWN RISK. ICE DATA, ITS AFFILIATES AND THEIR RESPECTIVE THIRD PARTY DO NOT SPONSOR, ENDORSE, OR RECOMMEND CHANDLER, OR ANY OF ITS PRODUCTS OR SERVICES.

Index returns assume reinvestment of all distributions. Historical performance results for investment indexes generally do not reflect the deduction of transaction and/or custodial charges or the deduction of an investment management fee, the incurrence of which would have the effect of decreasing historical performance results. It is not possible to invest directly in an index.

**Ratings:** Ratings information have been provided by Moody’s, S&P and Fitch through data feeds we believe to be reliable as of the date of this statement, however we cannot guarantee its accuracy.

Security level ratings for U.S. Agency issued mortgage-backed securities (“MBS”) reflect the issuer rating because the securities themselves are not rated. The issuing U.S. Agency guarantees the full and timely payment of both principal and interest.

**LGIP Yields:** Reported yields for local government investment pools may be presented as either the 30-day yield or the monthly distribution yield, as applicable. For certain funds, the 30-day yield is calculated using reported daily yield data. Yield calculations are subject to change and may not be directly comparable across funds.

**LAIF Yields:** Additional Disclosure for CA Clients - As a result of a reporting lag from the Local Agency Investment Fund (LAIF), reported LAIF yields represent the most recently available Daily Effective Yield and may reflect data from approximately 7–10 days prior to month-end.

**BENCHMARK INDEX & DISCLOSURES**

Three Valleys Municipal Water District | Account #10065 | As of February 28, 2026

Benchmark	Disclosure
ICE BofA 1-5 Yr US Treasury & Agency Index	The ICE BofA 1-5 Year US Treasury & Agency Index tracks the performance of US dollar denominated US Treasury and nonsubordinated US agency debt issued in the US domestic market. Qualifying securities must have an investment grade rating (based on an average of Moody's, S&P and Fitch). Qualifying securities must have at least one year remaining term to final maturity and less than five years remaining term to final maturity, at least 18 months to maturity at time of issuance, a fixed coupon schedule, and a minimum amount outstanding of \$1 billion for sovereigns and \$250 million for agencies.

**BOARD ACTION****BOARD OF DIRECTORS  
STAFF REPORT**

**To:** TVMWD Board of Directors

**From:** Matthew H. Litchfield, General Manager 

**Date:** March 18, 2026

**Subject:** YTD District Budget Status Report

**Staff Recommendation**

Staff recommends that the Board of Directors receive and file the Year-to-Date District Budget Status Report for the period ending February 28, 2026.

**Discussion**

Attached for review is the Year-to-Date District Budget Status Report for the period ending February 28, 2026. At a summarized level, budget performance is generally tracking in line with expectations, with total revenues at 66.7% and total expenses at 60.6% of the annual budget through the first eight months of the fiscal year.

**Fiscal Impact**

There is no direct fiscal impact associated with receiving and filing this report.

**Environmental Impact**

None

**Strategic Plan Objective(s)**

2.1 – Financial Stability

**Attachment(s)**

Exhibit A – YTD District Budget Status Report

**Meeting History**

None

NA/BA


THREE VALLEYS MUNICIPAL WATER DISTRICT  
DISTRICT BUDGET - FISCAL YEAR 2025-2026  
Month Ending February 28, 2026

Item 8.B - Exhibit A

	2025-2026 YTD Actuals	Annual Budget All Funds	2025-2026 Percent of Budget	2025-2026 Balance Remaining
<b>REVENUES</b>				
<i>OPERATING REVENUES</i>				
Water Sales	53,567,315	79,008,339	67.8%	25,441,024
MWD RTS Standby Charge	3,868,990	6,865,400	56.4%	2,996,409
MWD Capacity Charge Assessment	1,164,950	1,699,350	68.6%	534,400
TVMWD Fixed Charges	746,857	1,186,421	63.0%	439,564
Hydroelectric Revenue	-	250,000	0.0%	250,000
<i>NON-OPERATING REVENUES</i>				
Property Taxes	1,960,465	3,304,974	59.3%	1,344,509
Interest Income	369,673	215,000	171.9%	(154,673)
Pumpback O&M Reimbursement	-	10,000	0.0%	10,000
Grants and Other Revenue	82,482	-		(82,482)
<b>TOTAL REVENUES</b>	<b>61,760,731</b>	<b>92,539,483</b>	<b>66.7%</b>	<b>30,778,751</b>
<b>EXPENSES</b>				
<i>OPERATING EXPENSES</i>				
MWD Water Purchases	44,874,313	67,352,395	66.6%	22,478,082
MWD RTS Standby Charge	3,252,004	6,865,400	47.4%	3,613,396
Staff Compensation	4,211,637	6,519,702	64.6%	2,308,065
MWD Capacity Charge	898,950	1,699,350	52.9%	800,400
Operations and Maintenance	1,396,675	2,733,700	51.1%	1,337,025
Professional Services	543,161	838,500	64.8%	295,339
Directors Compensation	231,759	462,262	50.1%	230,503
Communication and Conservation Programs	79,630	199,000	40.0%	119,370
Planning & Resources	501,059	300,000	167.0%	(201,059)
Membership Dues and Fees	60,146	100,825	59.7%	40,679
Hydroelectric Facilities	9,677	40,000	24.2%	30,323
Board Elections	-	-	0.0%	-
<i>NON OPERATING EXPENSES</i>				
Pumpback O&M Expenses	2,419	10,000	24.2%	7,581
<i>RESERVE EXPENSES</i>				
Reserve Replenishment	-	390,000	0.0%	390,000
<i>CAPITAL INVESTMENT</i>				
Capital Repair & Replacement	-	4,100,981	0.0%	4,100,981
Capital Investment Program	1,105,908	2,677,523	41.3%	1,571,615
<b>TOTAL EXPENSES</b>	<b>57,167,336</b>	<b>94,289,638</b>	<b>60.6%</b>	<b>37,122,301</b>
<b>NET INCOME (LOSS) BEFORE TRANSFERS</b>		<b>(1,750,155)</b>		
TRANSFER FROM/(TO) CAPITAL RESERVES		125,026		
TRANSFER IN FROM BOARD ELECTION RESERVES		-		
TRANSFER IN FROM ENCUMBERED RESERVES		-		
<b>NET INCOME (LOSS) AFTER TRANSFERS</b>		<b>\$ (1,625,129)</b>		

*\*\*This budget is prepared on a modified cash-basis of accounting, which is a basis of accounting other than generally accepted accounting principles (GAAP).*

**BOARD ACTION****BOARD OF DIRECTORS  
STAFF REPORT**

**To:** TVMWD Board of Directors  
**From:** Matthew H. Litchfield, General Manager   
**Date:** March 18, 2026  
**Subject:** Warrant List

**Staff Recommendation**

Receive and file the Warrant List for the period ending February 28, 2026.

**Discussion**

The monthly warrant list includes the following disbursements:

- General checks No. 55830 through 55924 totaling \$791,655.22 (pages 1–4)
- Metropolitan Water District December 2025 water invoice totaling \$8,573,523.10 (page 4)
- Payments to taxing agencies, benefit providers, and CalPERS totaling \$284,533.21 (pages 5–8)
- Payroll checks totaling \$236,844.98 (page 8)
- January 2026 Umpqua Bank credit card expenses totaling \$16,056.99 (page 9)

**Fiscal Impact**

Total cash disbursements for the period equal \$9,902,613.50.

**Environmental Impact**

None

**Strategic Plan Objective(s)**

2.1 – Financial Stability

**Attachment(s)**

Exhibit A – Warrant List

Meeting History

None

NA/BA





**THREE VALLEYS MUNICIPAL WATER DISTRICT**  
**February 2026**  
**General Checks 55830 through 55924**  
**Payroll Wire Transfer February**  
**Payroll: 02/06/2026, 02/20/2026, 02/28/2026 (D)**

Item 8.B - Exhibit A

Check Number	Vendor	Description	Paid Amount
55830	AIRGAS SPECIALTY PRODUCTS	AMMONIUM HYDROXIDE SOLUTION 19%	1,601.98
55830	AIRGAS SPECIALTY PRODUCTS	AMMONIA REFRIGERANT BULK	5,208.48
55831	APPLIED TECHNOLOGY GROUP, INC	MONTHLY CHARGE PWAG ASSIGNED RADIO FEBRUARY	30.00
55832	CHARTER COMMUNICATNS HOLDINGS, LLC	BROADBAND SERVICES WILLIAMS/PLANT/FULTON	399.99
55833	CHARTER COMMUNICATNS HOLDINGS, LLC	675 E MIRAMAR	146.25
55834	DATA BUSINESS SYSTEMS INC	1099 Non-Employee Compensation W2 Laser - Blank 4-up	130.49
55835	EEC ACQUISITION LLC	MAINTENANCE & REPAIR	1,581.89
55836	FOOTHILL MUNICIPAL WATER DIST.	Acequia Consulting Dec. 2025 billing	2,500.00
55837	FRONTIER	HQ INTERNET	1,154.71
55838	GEI CONSULTANTS, INC.	2025 Regional Urban Water Management Plan	21,528.75
55839	GRAINGER	Camera Server Closet Fan	195.33
55839	GRAINGER	CAMERA SERVER	78.64
55840	HACH COMPANY	LAB SUPPLIES	86.92
55841	HIGHROAD INFORMATION TECH, LLC	TVMWD RENEWALS	3,932.00
55841	HIGHROAD INFORMATION TECH, LLC	MANAGED IT SERVICES	2,790.00
55842	KEMIRA WATER SOLUTIONS, INC.	KEMIRA PAX-XL1900 BULK	27,119.23
55844	MACLEOD WATTS INC.	ACTUARIAL VALUATION O.P.E.B	6,700.00
55845	MERCER, DUSTIN	JANITORIAL SERVICE	1,222.00
55846	PEST OPTIONS INC.	PEST CONTROL	197.95
55847	PRIME SYSTEMS IND AUTOMATION	PLC & RADIO UPGRADES	149,262.93
55848	SAN ANTONIO WATER COMPANY	Purchase of Stored Water for 2025 From Six Basins	97,875.00
55849	SGV WATER ASSOCIATION	2026 ASSOCIATE DUES	100.00
55850	SIX BASINS WATERMASTER	First Installment Payment - CY 2026 (50% of Total)	11,502.00
55851	SOUTHERN CALIFORNIA EDISON	1059 BASELINE AVE	26.37
55851	SOUTHERN CALIFORNIA EDISON	GLENDORA/C STREET/EMERALD/MIRAMAR/WILLIAMS	1,543.12
55851	SOUTHERN CALIFORNIA EDISON	675 E MIRAMAR AVE	6,849.63
55852	UNDERGROUND SERVICE ALERT	New Ticket Charges	84.00
55853	VERIZON WIRELESS	CELLULAR & IPAD SERVICES 01/26/26-02/25/26	1,611.97
55853	VERIZON WIRELESS	CELLULAR & IPAD SERVICES 01/26/26-02/25/26	9.88
55853	VERIZON WIRELESS	CELLULAR & IPAD SERVICES 01/26/26-02/25/26	91.58
55853	VERIZON WIRELESS	CELLULAR & IPAD SERVICES 01/26/26-02/25/26	188.79
55854	VWR INTERNATIONAL INC.	LAB SUPPLIES	117.21
55855	WESTERN WATER WORKS SUPPLY CO	SUPPLIES	174.51



**THREE VALLEYS MUNICIPAL WATER DISTRICT**  
**February 2026**  
**General Checks 55830 through 55924**  
**Payroll Wire Transfer February**  
**Payroll: 02/06/2026, 02/20/2026, 02/28/2026 (D)**

Item 8.B - Exhibit A

Check Number	Vendor	Description	Paid Amount
2062691	JCI JONES CHEMICALS, INC.	CHLORINE	7,362.98
55856	ACWA/JPIA	WORKERS' COMPENSATION PROGRAM QUARTER - 2 FOR PER	27,848.87
55857	AGUILAR, BRITTANY	WELLNESS GRANT	800.00
55858	ARROWHEAD GROUP INC.	Test & certify valve @ 675 E MIRAMAR AVE., CLAREMONT	60.00
55859	AT&T MOBILITY LLC	FIRSTNET MOBILE/MIFI	733.32
55860	AZUSA LIGHT & WATER	ELECTRICITY	41.01
55861	BRUNICK, MCELHANEY & KENNEDY	LEGAL FEES	8,550.00
55862	CALLTOWER INC.	TELEPHONE LICENSE/SERVICE	720.67
55863	CAMMACK, MARK	RETIREE HEALTH REIMBURSEMENT	202.90
55864	CANNON CORPORATION	TVMWD Well VFD Replacement	505.75
55865	CASELLE, INC.	Monthly Maintenance and Support - 03/01/2026 to 03/31/2026	1,797.00
55866	CITY OF CLAREMONT	REFUSE/STREET SWEEPING	195.72
55867	CITY OF LA VERNE	WATER RIGHTS PURCHASE	195,000.00
55868	CLS LANDSCAPE MANAGEMENT	WEED MAINTENANCE MIRAGRAND AND MIRAMAR	1,888.90
55868	CLS LANDSCAPE MANAGEMENT	LANDSCAPE MAINTENANCE	3,276.00
55869	COLE, JONATHAN J.	RETIREE HEALTH REIMBURSEMENT	42.55
55870	CONSOLIDATED ELECTRICAL, DISTRIBUTORS, I	SUPPLIES	258.68
55871	CONTRERAS, MARIA	RETIREE HEALTH REIMBURSEMENT	300.00
55872	DECHAINED, CYNTHIA	RETIREE HEALTH REIMBURSEMENT	459.62
55873	ERIKA GOMEZ	EXPENSE REIMBURSEMENT	1,494.66
55874	FAULK, GEORGE	RETIREE HEALTH REIMBURSEMENT	355.00
55875	FOOTHILL MUNICIPAL WATER DIST.	Reimbursable Prof. Services for Nov 2025	2,500.00
55875	FOOTHILL MUNICIPAL WATER DIST.	Reimbursable Prof. Services (for Jan.2026 Services)	2,500.00
55876	GRAINGER	LIGHTING PROJECT	26.05
55877	HACH COMPANY	LAB SUPPLIES	138.96
55877	HACH COMPANY	LAB SUPPLIES	711.30
55878	HANSEN, RICHARD W.	RETIREE REIMBURSEMENT	600.00
55879	HARRINGTON IND PLASTICS, LLC	2026 SHUTDOWN	467.54
55880	HD SUPPLY FACILITIES MAINT LTD	Hach Nitrite Chemkey Reagents	406.04
55880	HD SUPPLY FACILITIES MAINT LTD	Analyzer; No Reagents with Standpipe Kit	3,824.72
55881	IDEXX DISTRIBUTION CORP	LAB SUPPLIES	150.03
55882	KRIEDEL, BETTY	RETIREE HEALTH REIMBURSEMENT	202.00
55883	LAREZ, MARY PAT	RETIREE HEALTH REIMBURSEMENT	142.55
55884	LITCHFIELD, MATTHEW H.	WELLNESS GRANT	800.00
55885	MICHAEL J ARNOLD & ASSOC, INC.	LOBBYIST COMPUTER/IT SUPPORT PLAN	84.00
55885	MICHAEL J ARNOLD & ASSOC, INC.	LEGISLATOR RETAINER	6,000.00
55886	PALM, JAMES	RETIREE HEALTH REIMBURSEMENT	142.55





**THREE VALLEYS MUNICIPAL WATER DISTRICT**  
**February 2026**  
**General Checks 55830 through 55924**  
**Payroll Wire Transfer February**  
**Payroll: 02/06/2026, 02/20/2026, 02/28/2026 (D)**

Item 8.B - Exhibit A

Check Number	Vendor	Description	Paid Amount
55914	PACIFIC STAR CHEMICAL, LLC	SODIUM HYDROXIDE - 50% MEMBRANE	9,789.16
55914	PACIFIC STAR CHEMICAL, LLC	SODIUM HYPOCHLORITE	6,279.86
55915	PUBLIC WATER AGENCIES GROUP	Quarterly Assessment Q1 - 2026	910.00
55915	PUBLIC WATER AGENCIES GROUP	Emergency Preparedness Program - January 2026	1,372.00
55915	PUBLIC WATER AGENCIES GROUP	Emergency Preparedness Program - February 2026	1,372.00
55915	PUBLIC WATER AGENCIES GROUP	CET Assessment - 2026	2,557.20
55916	ROBERT AVERY CARTER	KEYS	19.07
55917	SOCALGAS	FULTON SERVICE 01/07/26-02/04/26	13.81
55918	SOUTHERN CALIFORNIA EDISON	2930 FULTON RD	7.24
55919	SYNAGRO WEST, LLC	SLUDGE REMOVAL	25,137.52
55920	TRUSSEL TECHNOLOGIES, INC.	Blending & Monitoring Plan for 6 Basins	1,625.00
55921	VEOLIA WTS, ANALYTICAL INSTRUMENT	YEARLY CALIBRATION/CERTIFICATION TAXES	9,330.95
55922	VERIZON WIRELESS	VERIZON CONNECT	590.27
55923	WESTERN WATER WORKS SUPPLY CO	SUPPLIES	363.94
55923	WESTERN WATER WORKS SUPPLY CO	SUPPLIES	793.38
55924	WOODARD & CURRAN, INC.	GW Reliability Project Phase 1	652.50
2242671	JCI JONES CHEMICALS, INC. METROPOLITAN	CHLORINE	16,494.13
12292503	WATER DISTRICT	DECEMBER 2025 MWD WATER INVOICE	8,573,523.10
Grand Totals:			9,365,178.32



**THREE VALLEYS MUNICIPAL WATER DISTRICT**  
**February 2026**  
**General Checks 55830 through 55924**  
**Payroll Wire Transfer February**  
**Payroll: 02/06/2026, 02/20/2026, 02/28/2026 (D)**

Item 8.B - Exhibit A

Check Number	Name	Description	Paid Amount
2062651	FEDERAL TAX PAYMENT	Medicare Pay Period: 02/01/2026	2,570.90
2062651	FEDERAL TAX PAYMENT	Medicare Pay Period: 02/01/2026	2,570.90
2062651	FEDERAL TAX PAYMENT	Federal Withholding Tax Pay Period: 02/01/2026	19,273.65
2202651	FEDERAL TAX PAYMENT	Medicare Pay Period: 02/15/2026	2,488.72
2202651	FEDERAL TAX PAYMENT	Medicare Pay Period: 02/15/2026	2,488.72
2202651	FEDERAL TAX PAYMENT	Federal Withholding Tax Pay Period: 02/15/2026	18,882.46
2272651	FEDERAL TAX PAYMENT	Medicare Pay Period: 02/28/2026	267.37
2272651	FEDERAL TAX PAYMENT	Medicare Pay Period: 02/28/2026	267.37
2272651	FEDERAL TAX PAYMENT	Federal Withholding Tax Pay Period: 02/28/2026	500.00
Total 1:			49,310.09
2062652	STATE TAX PAYMENT	State Withholding Tax Pay Period: 02/01/2026	8,164.74
2062652	STATE TAX PAYMENT	State Disability Tax Pay Period: 02/01/2026	2,275.33
2202653	STATE TAX PAYMENT	State Withholding Tax Pay Period: 02/15/2026	7,961.56
2202653	STATE TAX PAYMENT	State Disability Tax Pay Period: 02/15/2026	2,231.07
2272652	STATE TAX PAYMENT	State Withholding Tax Pay Period: 02/28/2026	44.34
Total 2:			20,677.04
2092651	EMPOWER RETIREMENT, LLC	401A Deferred Pay Period: 02/01/2026	6,875.00
2232662	EMPOWER RETIREMENT, LLC	401A Deferred Pay Period: 02/15/2026	6,875.00
Total 3:			13,750.00
2232663	EMPOWER RETIREMENT, LLC	457 Deferred Pay Period: 01/31/2026	4,299.21
2232663	EMPOWER RETIREMENT, LLC	457 Deferred 7.5% Pay Period: 01/31/2026	1,134.38
2092652	EMPOWER RETIREMENT, LLC	457 Deferred Pay Period: 02/01/2026	13,129.00
2092652	EMPOWER RETIREMENT, LLC	457 Deferred Roth Pay Period: 02/01/2026	2,441.00
2092652	EMPOWER RETIREMENT, LLC	457 Deferred 7.5% Pay Period: 02/01/2026	33.83
2232663	EMPOWER RETIREMENT, LLC	457 Deferred Pay Period: 02/15/2026	13,429.00
2232663	EMPOWER RETIREMENT, LLC	457 Deferred Roth Pay Period: 02/15/2026	2,541.00
2232663	EMPOWER RETIREMENT, LLC	457 Deferred 7.5% Pay Period: 02/15/2026	18.15



**THREE VALLEYS MUNICIPAL WATER DISTRICT**  
**February 2026**  
**General Checks 55830 through 55924**  
**Payroll Wire Transfer February**  
**Payroll: 02/06/2026, 02/20/2026, 02/28/2026 (D)**

Item 8.B - Exhibit A

Check Number	Name	Description	Paid Amount
2272654	EMPOWER RETIREMENT, LLC	457 Deferred Pay Period: 02/28/2026	4,050.24
2272654	EMPOWER RETIREMENT, LLC	457 Deferred 7.5% Pay Period: 02/28/2026	1,464.39
Total 4:			42,540.20
2242691	AFLAC	AFLAC PRETAX Pay Period: 02/01/2026	570.58
2242691	AFLAC	AFLAC POST Pay Period: 02/01/2026	156.10
2242691	AFLAC	AFLAC PRETAX Pay Period: 02/15/2026	570.58
2242691	AFLAC	AFLAC POST Pay Period: 02/15/2026	156.10
Total 5:			1,453.36
2232661	BASIC	HSA Pay Period: 02/01/2026	2,434.91
2232661	BASIC	HSA Pay Period: 02/15/2026	2,434.91
2272653	BASIC	HSA Pay Period: 02/28/2026	662.50
2272653	BASIC	HSA Pay Period: 02/28/2026	1,800.00
Total 7:			7,332.32
2042651	PUBLIC EMPLOYEES RETIREMENT SY	PERS Classic Contribution Pay Period: 01/04/2026	6,864.12
2042651	PUBLIC EMPLOYEES RETIREMENT SY	PERS Classic Contribution Pay Period: 01/04/2026	12,335.81
2042651	PUBLIC EMPLOYEES RETIREMENT SY	ROUNDING ADJ 0.01	.01
2042651	PUBLIC EMPLOYEES RETIREMENT SY	PERS - PEPRA Contribution Pay Period: 01/04/2026	6,207.06
2042651	PUBLIC EMPLOYEES RETIREMENT SY	PERS - PEPRA Contribution Pay Period: 01/04/2026	6,375.24
2042651	PUBLIC EMPLOYEES RETIREMENT SY	PERS Survivor Pay Period: 01/04/2026	23.25
2102651	PUBLIC EMPLOYEES RETIREMENT SY	PERS Classic Contribution Pay Period: 02/01/2026	6,668.28
2102651	PUBLIC EMPLOYEES RETIREMENT SY	PERS Classic Contribution Pay Period: 02/01/2026	11,983.86
2102651	PUBLIC EMPLOYEES RETIREMENT SY	Rounding Adj 0.01	.01
2102651	PUBLIC EMPLOYEES RETIREMENT SY	PERS - PEPRA Contribution Pay Period: 02/01/2026	5,446.62
2102651	PUBLIC EMPLOYEES RETIREMENT SY	PERS - PEPRA Contribution Pay Period: 02/01/2026	5,594.22
2102651	PUBLIC EMPLOYEES RETIREMENT SY	PERS Survivor Pay Period: 02/01/2026	23.25
2202652	PUBLIC EMPLOYEES RETIREMENT SY	PERS Classic Contribution Pay Period: 02/15/2026	6,609.35
2202652	PUBLIC EMPLOYEES RETIREMENT SY	PERS Classic Contribution Pay Period: 02/15/2026	11,877.95
2202652	PUBLIC EMPLOYEES RETIREMENT SY	ROUNDING ADJ 0.01	.01
2202652	PUBLIC EMPLOYEES RETIREMENT SY	PERS - PEPRA Contribution Pay Period: 02/15/2026	5,318.14
2202652	PUBLIC EMPLOYEES RETIREMENT SY	PERS - PEPRA Contribution Pay Period: 02/15/2026	5,462.24
2202652	PUBLIC EMPLOYEES RETIREMENT SY	PERS Survivor Pay Period: 02/15/2026	23.25



**THREE VALLEYS MUNICIPAL WATER DISTRICT**  
 February 2026  
 General Checks 55830 through 55924  
 Payroll Wire Transfer February  
 Payroll: 02/06/2026, 02/20/2026, 02/28/2026 (D)

Item 8.B - Exhibit A

Check Number	Name	Description	Paid Amount
Total 8:			90,812.67
2242690	ACWA/JPIA		588.20
2242690	ACWA/JPIA		12,021.65
2242690	ACWA/JPIA		22,555.25
2242690	ACWA/JPIA		2,853.31
2242690	ACWA/JPIA		430.25
2242690	ACWA/JPIA		62.00
2242690	ACWA/JPIA		227.22
2242690	ACWA/JPIA		4,317.13
2242690	ACWA/JPIA		557.45
2242690	ACWA/JPIA		557.45
2242690	ACWA/JPIA		51.62
2242690	ACWA/JPIA		1,607.97
2242690	ACWA/JPIA		212.45
2242690	ACWA/JPIA		212.45
2242690	ACWA/JPIA		212.45
2242690	ACWA/JPIA		33.01
2242690	ACWA/JPIA		1,320.22-
2242690	ACWA/JPIA		424.90
2242690	ACWA/JPIA		1,563.62
2242690	ACWA/JPIA		837.79
2242690	ACWA/JPIA		89.16
2242690	ACWA/JPIA		781.81
2242690	ACWA/JPIA		835.31
2242690	ACWA/JPIA		1,563.62
2242690	ACWA/JPIA		781.81
2242690	ACWA/JPIA		144.95
2242690	ACWA/JPIA		2,754.07
2242690	ACWA/JPIA		743.09
2242690	ACWA/JPIA		120.47
2242690	ACWA/JPIA		17.36
Total 9:			55,837.60
2242692	RELIANCE STANDARD LIFE INS CO.	Group Life Insurance Pay Period: 02/15/2026	510.56



**THREE VALLEYS MUNICIPAL WATER DISTRICT**  
**February 2026**  
**General Checks 55830 through 55924**  
**Payroll Wire Transfer February**  
**Payroll: 02/06/2026, 02/20/2026, 02/28/2026 (D)**

Item 8.B - Exhibit A

Check Number	Name	Description	Paid Amount
2242692	RELIANCE STANDARD LIFE INS CO.	Group Life Insurance Pay Period: 02/15/2026	269.71
2242692	RELIANCE STANDARD LIFE INS CO.	Group Life - Taxable Pay Period: 02/15/2026	797.54
2242692	RELIANCE STANDARD LIFE INS CO.	Group Life Insurance Pay Period: 02/28/2026	11.91
2242692	RELIANCE STANDARD LIFE INS CO.	Rounding adj	.01
Total 10:			1,589.73
2242693	RELIANCE STANDARD LIFE INS.	ST/LT Short Term Disability Pay Period: 02/15/2026	1,232.86
2242693	RELIANCE STANDARD LIFE INS.	ST/LT b.pen adj from prior period	2.66-
Total 11:			1,230.20
Grand Totals:			284,533.21

---

<b>TOTAL AMOUNT OF PAYROLL CHECKS LISTED</b>	<b>\$ 236,844.98</b>
--	----------------------

---

<b>TOTAL February 2026 CASH DISBURSEMENTS</b>	<b>\$ 9,902,613.50</b>
---	------------------------



THREE VALLEYS MUNICIPAL WATER DISTRICT  
Warrant List  
February 2026  
Umpqua Bank Credit Cards Invoice Detail

Vendor	Description	Paid Amount
CAL POLY	BOARD WORKSHOP	1,405.00
MISCELLANEOUS VENDORS	TREATMENT PLANT SUPPLIES, EVENT REGISTRATIONS AND RELATED EXPENSES	11,275.72
SYNCB/AMAZON	JANITORIAL, OFFICE AND OTHER MISC. SUPPLIES	\$1,942.39
DELL	COMPUTER EQUIPMENT	1,433.88
<b>TOTAL AMOUNT OF UMPQUA BANK CARD SERVICES INVOICE</b>		<b>\$ 16,056.99</b>





**Expense Report**

**Report Name : February 2026 TVMWD**

**Employee Name :** David De Jesus

**Employee ID :** 303

**Report Header**

**Report ID :** 421D216BF12344FA9664

**Receipts Received :** No

**Report Date :** 02/01/2026

**Approval Status :** Submitted & Pending Approval

**Payment Status :** Not Paid

**Currency :** US, Dollar

**Meetings**

Transaction Date	Expense Type	Vendor Description	City	Payment Type	Amount	Meeting Name	Cost Center
02/26/2026	Meetings		Walnut	Out-of-Pocket	\$275.00	Leadership Breakfast	David De Jesus
<p><b>Comment :</b> David De Jesus (02/26/2026): This quarters session featured the new MWD GM Shivaji Deshmukh and the challenges facing MWD as it relates to both water supply needs and affordability in the mist of the districts biennial budget discussions with his board.</p>							
02/25/2026	Meetings		Walnut	Out-of-Pocket	\$275.00	Six Basins Board Meeting	David De Jesus
<p><b>Comment :</b> David De Jesus (02/26/2026): Attended the meeting via the Zoom option and heard Staff present the draft annual report. A closed sessions was held but no reportable action(s) were reported.</p>							
02/20/2026	Meetings		Walnut	Out-of-Pocket	\$275.00	Chino Basin Court Hearing	David De

Item 8.E

**Comment :** David De Jesus (02/21/2026): Attended the court hearing between Watermaster and Ontario. Wherein the judge affirmed his opinion and rejected attempts by Ontario to reopen the discussion on couple of matters. The Judge did allow for clarification to be changed in the orders after being assured by Watermaster that there was no objection.

02/19/2026	Meetings	Walnut	Out-of-Pocket	\$275.00	Chino Basin Advisory Pool Meeting	David De Jesus
------------	----------	--------	---------------	----------	-----------------------------------	----------------

**Comment :** David De Jesus (02/19/2026): Attended the meeting as assigned, alternate voting director, to Director Kuhn who report on items of pertinent value to the district.

02/18/2026	Meetings	Claremont	Out-of-Pocket	\$275.00	TVMWD Board Meeting	David De Jesus
------------	----------	-----------	---------------	----------	---------------------	----------------

**Comment :** David De Jesus (02/19/2026): Attended the Board as noticed and provided the attendees and Board with an MWD update.

02/12/2026	Meetings	Walnut	Out-of-Pocket	\$275.00	Chino Basin Appropriative Pool Meeting	David De Jesus
------------	----------	--------	---------------	----------	--	----------------

**Comment :** David De Jesus (02/16/2026): Attended the meeting where staff provided the committee of pool members with updated information regarding "excess cash" and the recommendation to retain such cash until after the assessment of the budget could be complete. Dir Kuhn to report as usual on other matters.

02/11/2026	Meetings	Walnut	Out-of-Pocket	\$275.00	MWD Matters Meeting	David De Jesus
------------	----------	--------	---------------	----------	---------------------	----------------

**Comment :** David De Jesus (02/16/2026): The meeting was conducted to discuss "MWD Matters" with management and staff along with President Ti and Director Halon.

02/05/2026	Meetings	Walnut	Out-of-Pocket	\$275.00	Northern Caucus Group Meeting	David De Jesus
------------	----------	--------	---------------	----------	-------------------------------	----------------

**Comment :** David De Jesus (02/16/2026): Attended the caucus meeting that included directors and management staff to discuss and review issues to be presented during the month at both Committee and Board meetings.

02/04/2026	Meetings	Claremont	Out-of-Pocket	\$275.00	Board Meeting	David De Jesus
------------	----------	-----------	---------------	----------	---------------	----------------

**Comment :** David De Jesus (02/16/2026): Attended the Board Meeting as noticed in the agenda and provided the board and those in attendance with items to be discussed at MWD during the month. A more detailed report will be provided on pertinent issues as they materialize.

02/02/2026	Meetings	Glendora	Out-of-Pocket	\$275.00	Meeting with GM and Dir Kuhn	David De Jesus
------------	----------	----------	---------------	----------	------------------------------	----------------

**Comment :** David De Jesus (02/16/2026): Met with Director Kuhn and the GM to exchange latest information regarding both issues at the Chino Basin and MWD for the coming month. Pertinent details to be reported on to the full board at the third meeting of the month.

**Personal Car Mileage**

Transaction Date	Expense Type	Vendor Description	City	Payment Type	Amount	Meeting Name	Cost Center
02/26/2026	Personal Car Mileage			Out-of-Pocket	\$4.35	Leadership Breakfast	David De

Item 8.E

02/18/2026	Personal Car Mileage	Out-of-Pocket	\$25.38	TVMWD Board Meeting	David De Jesus
02/04/2026	Personal Car Mileage	Out-of-Pocket	\$15.23	Board Meeting	David De Jesus
02/02/2026	Personal Car Mileage	Out-of-Pocket	\$12.33	Meeting with GM and Dir Kuhn	David De Jesus

<b>Report Total :</b>	\$2,807.29
<b>Personal Expenses :</b>	\$0.00
<b>Total Amount Claimed :</b>	\$2,807.29
<b>Amount Approved :</b>	\$2,807.29
<b>Company Disbursements</b>	
<b>Amount Due Employee :</b>	\$2,807.29
<b>Amount Due Company Card :</b>	\$0.00
<b>Total Paid By Company :</b>	\$2,807.29
<b>Employee Disbursements</b>	
<b>Amount Due Company Card From Employee :</b>	\$0.00
<b>Total Paid By Employee :</b>	\$0.00



**Expense Report**

**Report Name : February 2026 MWD**

**Employee Name :** David De Jesus

**Employee ID :** 303

**Report Header**

**Report ID :** 723099EF85C445AB91EC

**Receipts Received :** No

**Report Date :** 02/01/2026

**Approval Status :** Submitted & Pending Approval

**Payment Status :** Not Paid

**Currency :** US, Dollar

**Meetings (MWD Representative)**

Transaction Date	Expense Type	Vendor Description	City	Payment Type	Amount	Meeting Name	Cost Center
02/27/2026	Meetings (MWD Representative)		Walnut	Out-of-Pocket	\$275.00	Meeting MWD Auditor	David De Jesus
	<b>Comment :</b>	David De Jesus (02/26/2026): Attended this regularly scheduled meeting with the auditor to discuss the March board meeting items and any potential impacts the proposed budget might have in the audit department.					
02/24/2026	Meetings (MWD Representative)		Walnut	Out-of-Pocket	\$275.00	MWD Board Budget Workshop	David De Jesus
	<b>Comment :</b>	David De Jesus (02/26/2026): Among the regular meetings scheduled for the day, I remotely attended the first of several board workshops on the budget. All of which promise to be interesting as the draft proposal begins to take shape for final approval in April.					

**Item 8.E**

02/23/2026	Meetings (MWD Representative)	Walnut	Out-of-Pocket	\$275.00	MWD Updates	David De Jesus
<p><b>Comment :</b> David De Jesus (02/23/2026): Cumulative information received from Cynthia Kurtz on the remaining interviews (which remain confidential) and suspension of the CAC meetings until the admin position is filled. Additionally, PVID election results from the previously contested elections were provided with the results ending up exactly as before. Lastly, William Hasencamp provided the latest updates on the negotiations with the 7 basin states. The talks continue but remain challenging with no solution on the table of yet.</p>						
02/17/2026	Meetings (MWD Representative)	Walnut	Out-of-Pocket	\$275.00	CRA Board Meeting Briefing	David De Jesus
<p><b>Comment :</b> David De Jesus (02/19/2026): A CRA Board Meeting was conducted with MWD staff and representative Cordero. Strategies were discussed and the CRA river allocation agreement is current under discussion.</p>						
02/16/2026	Meetings (MWD Representative)	Walnut	Out-of-Pocket	\$275.00	CEC Admin Candidate Review	David De Jesus
<p><b>Comment :</b> David De Jesus (02/19/2026): Had the opportunity to review the short list of the (4) remaining candidates for the position of Administrator to the CEC. I also met with CEC chair Kurtz to discuss the pros and cons of the individuals who must remain confidential until such time the position has been accepted by the individual. Finalists to be interviewed for a second time later this week.</p>						
02/13/2026	Meetings (MWD Representative)	Walnut	Out-of-Pocket	\$275.00	Ad hoc committee on MWD negotiations	David De Jesus
<p><b>Comment :</b> David De Jesus (02/16/2026): A meeting was called with the federally mandated deadline. No formal proposal was submitted. Staff will continue to discuss the matter with other stater representations and federal representatives and report back as may be necessary.</p>						
02/10/2026	Meetings (MWD Representative)	Walnut	Out-of-Pocket	\$275.00	Board Meeting	David De Jesus
<p><b>Comment :</b> David De Jesus (02/16/2026): Attended the Board as assigned. Report on pertinent matters to be reported on at the regular district meeting.</p>						
02/09/2026	Meetings (MWD Representative)	Walnut	Out-of-Pocket	\$275.00	Committee Meeting Day	David De Jesus
<p><b>Comment :</b> David De Jesus (02/16/2026): Various meetings attended including Engineering and operations, Legal and claims, and One Water.</p>						
02/06/2026	Meetings (MWD Representative)	Walnut	Out-of-Pocket	\$275.00	Ad-hoc Committee on CRA Negotiations	David De Jesus
<p><b>Comment :</b> David De Jesus (02/16/2026): Meeting was called to provide the latest discussions and proposed solutions on the CRA river allocations. Meeting will be conducted on a weekly basis as the agreements are formed. Progress is being made but not formalized.</p>						
02/03/2026	Meetings (MWD Representative)	Walnut	Out-of-Pocket	\$275.00	San Gabriel Directors	David De

**Comment :** David De Jesus (02/16/2026): The core group met to discuss the initial review of the proposed 2-year draft budget.

---

<b>Report Total :</b>	\$2,750.00
<b>Personal Expenses :</b>	\$0.00
<b>Total Amount Claimed :</b>	\$2,750.00
<b>Amount Approved :</b>	\$2,750.00
<b>Company Disbursements</b>	
<b>Amount Due Employee :</b>	\$2,750.00
<b>Amount Due Company Card :</b>	\$0.00
<b>Total Paid By Company :</b>	\$2,750.00
<b>Employee Disbursements</b>	
<b>Amount Due Company Card From Employee :</b>	\$0.00
<b>Total Paid By Employee :</b>	\$0.00

---



### Expense Report

Report Name : February2026. DirectorGoytia

Employee Name : Carlos Goytia

Employee ID : 314

#### Report Header

Report ID : F51135955FFA42A2BF43

Receipts Received : No

Report Date : 02/28/2026

Approval Status : Submitted & Pending Approval

Payment Status : Not Paid

Currency : US, Dollar

#### Meetings

Transaction Date	Expense Type	Vendor Description	City	Payment Type	Amount	Meeting Name	Cost Center
02/26/2026	Meetings		Pomona	Out-of-Pocket	\$275.00	TVMWD Leadership Breakfast	Carlos Goytia
<b>Comment :</b> Carlos Goytia (03/03/2026): Attended our breakfast with MWD guest speaker Sivaji Dejmuth							
02/23/2026	Meetings		Pomona	Out-of-Pocket	\$275.00	City of Pomona Council Meeting	Carlos Goytia
<b>Comment :</b> Carlos Goytia (03/03/2026): attended as TVMWD Rep. Division 1.							
02/20/2026	Meetings		Pomona	Out-of-Pocket	\$275.00	Pomona Chamber of Commerce Event	Carlos Goytia
<b>Comment :</b> Carlos Goytia (03/03/2026): attended the annual Principal for a Day event, this gave me a opportunity to							

Speak to staff and students about what my duties and responsibilities as a water district director are and to also understand the role of a Principal.

## Item 8.E

02/18/2026	Meetings	Claremont	Out-of-Pocket	\$275.00	TVMWD Board of Directors Meeting.	Carlos Goytia
<b>Comment :</b> Carlos Goytia (03/03/2026): attended and participated in board deliberations and discussions.						
02/12/2026	Meetings	Pomona	Out-of-Pocket	\$275.00	SGVWA Quarterly Members Meeting	Carlos Goytia
<b>Comment :</b> Carlos Goytia (03/03/2026): attended members quarterly meeting and participated in discussions.						
02/10/2026	Meetings	Pomona	Out-of-Pocket	\$275.00	City of Pomona Water Resources Meeting	Carlos Goytia
<b>Comment :</b> Carlos Goytia (03/03/2026): monthly water resources meeting with Gm Litchfield, Director Diggs and Director Marquez to discuss water related issues regarding the basins,						
02/04/2026	Meetings	Claremont	Out-of-Pocket	\$275.00	TVMWD Board of Directors Meeting.	Carlos Goytia
<b>Comment :</b> Carlos Goytia (03/03/2026): attended and participated in board deliberations and discussions.						
02/03/2026	Meetings	Pomona	Out-of-Pocket	\$275.00	City of Pomona Event.	Carlos Goytia
<b>Comment :</b> Carlos Goytia (03/03/2026): A Division 1 Co sponsored event with Councilmember Victor Preciado and community stakeholders. providing resources and information to the community of Division 1.						
02/02/2026	Meetings	Claremont	Out-of-Pocket	\$275.00	TVMWD Executive Committee Meeting	Carlos Goytia
<b>Comment :</b> Carlos Goytia (03/03/2026): Exec. committee meeting with GM Litchfield to discuss board agenda and board issues.						
02/01/2026	Meetings	Pomona	Out-of-Pocket	\$275.00	City of Pomona/Councilmembers Lustro & Garcia	Carlos Goytia
<b>Comment :</b> Carlos Goytia (03/03/2026): Meeting with Councilmembers Lustro and Garcia to discuss water related issues to Pomona Division 1 and other city related matters within my division and their districts.						

### Personal Car Mileage

Transaction Date	Expense Type	Vendor Description	City	Payment Type	Amount	Meeting Name	Cost Center
02/26/2026	Personal Car Mileage			Out-of-Pocket	\$5.80	TVMWD Leadership Breakfast	Carlos Goytia
02/23/2026	Personal Car Mileage			Out-of-Pocket	\$5.80	City of Pomona Council Meeting	Carlos Goytia
02/20/2026	Personal Car Mileage			Out-of-Pocket	\$9.43	Pomona Chamber of Commerce Event	Carlos Goytia
02/18/2026	Personal Car Mileage			Out-of-Pocket	\$23.20	TVMWD Board of Directors Meeting.	Carlos Goytia
02/12/2026	Personal Car Mileage			Out-of-Pocket	\$8.70	SGVWA Quarterly Members Meeting	Carlos Goytia
02/10/2026	Personal Car Mileage			Out-of-Pocket	\$5.80	City of Pomona Water Resources Meeting	Carlos Goytia
02/04/2026	Personal Car Mileage			Out-of-Pocket	\$14.50	TVMWD Board of Directors Meeting.	Carlos Goytia

02/03/2026	Personal Car Mileage	Out-of-Pocket	\$4.35	City of Pomona Event.	Item 8.E Goytia
02/02/2026	Personal Car Mileage	Out-of-Pocket	\$15.23	TVMWD Executive Committee Meeting	Carlos Goytia
02/01/2026	Personal Car Mileage	Out-of-Pocket	\$2.18	City of Pomona/Councilmembers Lustro & Garcia	Carlos Goytia

<b>Report Total :</b>	\$2,844.99
<b>Personal Expenses :</b>	\$0.00
<b>Total Amount Claimed :</b>	\$2,844.99
<b>Amount Approved :</b>	\$2,844.99
<b>Company Disbursements</b>	
<b>Amount Due Employee :</b>	\$2,844.99
<b>Amount Due Company Card :</b>	\$0.00
<b>Total Paid By Company :</b>	\$2,844.99
<b>Employee Disbursements</b>	
<b>Amount Due Company Card From Employee :</b>	\$0.00
<b>Total Paid By Employee :</b>	\$0.00



### Expense Report

Report Name : Hanlon February expenses

Employee Name : Jeff Hanlon

Employee ID : 319

#### Report Header

Report ID : 419F90BDE1C44EC09A49

Receipts Received : No

Report Date : 03/02/2026

Approval Status : Submitted & Pending Approval

Payment Status : Not Paid

Currency : US, Dollar

#### Meetings

Transaction Date	Expense Type	Vendor Description	City	Payment Type	Amount	Meeting Name	Cost Center
02/27/2026	Meetings		Claremont	Out-of-Pocket	\$275.00	MWD Monthly matters meeting	Jeff Hanlon
<p><b>Comment :</b> Jeff Hanlon (03/03/2026): Met with directors DeJesus and Ti and GM Litchfield and other staff to discuss budgetary issues.</p>							
02/26/2026	Meetings		Pomona	Out-of-Pocket	\$275.00	TVMWD Leadership Breakfast	Jeff Hanlon
02/25/2026	Meetings		Pomona	Out-of-Pocket	\$275.00	Six Basins Watermaster	Jeff Hanlon
<p><b>Comment :</b> Jeff Hanlon (03/03/2026): Came late to the meeting because I went to the TVMWD office instead of alternate location. Very short meeting, but the alternate and two other board members were online. I was present for closed session to discuss litigation.</p>							

**Item 8.E**

02/18/2026	Meetings	Claremont	Out-of-Pocket	\$275.00	TVMWD Regular board meeting	Jeff Hanlon
02/10/2026	Meetings	Claremont	Out-of-Pocket	\$275.00	MWD Board meeting	Jeff Hanlon
<b>Comment :</b> Jeff Hanlon (03/03/2026): Watched committee meetings and the regular board meeting to stay alert of MWD issues.						
02/04/2026	Meetings	Claremont	Out-of-Pocket	\$275.00	TVMWD Regular Board meeting	Jeff Hanlon
02/02/2026	Meetings	Claremont	Out-of-Pocket	\$275.00	Executive Council GM meeting	Jeff Hanlon
<b>Comment :</b> Jeff Hanlon (03/03/2026): Met with Board executive council and GM Litchfield over lunch to discuss Month agenda.						

<b>Report Total :</b>	\$1,925.00
<b>Personal Expenses :</b>	\$0.00
<b>Total Amount Claimed :</b>	\$1,925.00
<b>Amount Approved :</b>	\$1,925.00
<b>Company Disbursements</b>	
<b>Amount Due Employee :</b>	\$1,925.00
<b>Amount Due Company Card :</b>	\$0.00
<b>Total Paid By Company :</b>	\$1,925.00
<b>Employee Disbursements</b>	
<b>Amount Due Company Card From Employee :</b>	\$0.00
<b>Total Paid By Employee :</b>	\$0.00



### Expense Report

Report Name : Kuhn - February 2026

Employee Name : Bob Kuhn

Employee ID : 305

#### Report Header

Report ID : 28757B30AA5642E7A076

Receipts Received : No

Report Date : 02/28/2026

Approval Status : Submitted & Pending Approval

Payment Status : Not Paid

Currency : US, Dollar

#### Meetings

Transaction Date	Expense Type	Vendor Description	City	Payment Type	Amount	Meeting Name	Cost Center
02/27/2026	Meetings		Glendora	Out-of-Pocket	\$275.00	Chino Basin Meeting	Bob Kuhn
	<b>Comment :</b>	Bob Kuhn (03/11/2026): Met with the general manager and Director De Jesus to discuss Chino Basin matters.					
02/26/2026	Meetings		Pomona	Out-of-Pocket	\$275.00	Leadership Breakfast	Bob Kuhn
	<b>Comment :</b>	Bob Kuhn (03/11/2026): Three Valleys held the Leadership Breakfast at Kellogg West with guest speaker Shivaji Deshmukh					
02/23/2026	Meetings		Claremont	Out-of-Pocket	\$275.00	City of Ontario Meeting	Bob Kuhn
	<b>Comment :</b>	Bob Kuhn (03/11/2026): General Manager Litchfield, Sylvie and I met with Steve Burton from City of Ontario.					
02/18/2026	Meetings		Claremont	Out-of-Pocket	\$275.00	Three Valleys Board Meeting	Bob Kuhn

**Item 8.E**

**Comment :** Bob Kuhn (03/11/2026): Attended the Three Valleys Board of Directors meeting and discussed items as listed on the agenda.

02/12/2026	Meetings	Rancho Cucamonga	Out-of-Pocket	\$275.00	Chino Basin Watermaster Meeting	Bob Kuhn
------------	----------	------------------	---------------	----------	---------------------------------	----------

**Comment :** Bob Kuhn (03/11/2026): Attended the CBWM one on one meeting in person.

02/10/2026	Meetings	Glendora	Out-of-Pocket	\$275.00	Chino Basin Watermaster Meeting	Bob Kuhn
------------	----------	----------	---------------	----------	---------------------------------	----------

**Comment :** Bob Kuhn (03/11/2026): Virtually attended a CBWM assessment package revision workshop.

02/04/2026	Meetings	Claremont	Out-of-Pocket	\$275.00	Three Valleys Board Meeting	Bob Kuhn
------------	----------	-----------	---------------	----------	-----------------------------	----------

**Comment :** Bob Kuhn (03/11/2026): Attended the Three Valleys Board of Directors meeting and received an overview of changes to the districts sunshine ordinance.

02/02/2026	Meetings	Glendora	Out-of-Pocket	\$275.00	General Manager Meeting	Bob Kuhn
------------	----------	----------	---------------	----------	-------------------------	----------

**Comment :** Bob Kuhn (03/11/2026): Met with General Manager Litchfield and Director De Jesus to discuss the Three Valleys agenda, CBWM and MWD issues.

**Personal Car Mileage**

Transaction Date	Expense Type	Vendor Description	City	Payment Type	Amount	Meeting Name	Cost Center
02/26/2026	Personal Car Mileage			Out-of-Pocket	\$13.78	Leadership Breakfast	Bob Kuhn
02/23/2026	Personal Car Mileage			Out-of-Pocket	\$14.50	City of Ontario Meeting	Bob Kuhn
02/18/2026	Personal Car Mileage			Out-of-Pocket	\$14.50	Three Valleys Board Meeting	Bob Kuhn
02/12/2026	Personal Car Mileage			Out-of-Pocket	\$24.65	Chino Basin Watermaster Meeting	Bob Kuhn
02/04/2026	Personal Car Mileage			Out-of-Pocket	\$14.50	Three Valleys Board Meeting	Bob Kuhn

**Report Total :** \$2,281.93

**Personal Expenses :** \$0.00

**Total Amount Claimed :** \$2,281.93

**Amount Approved :** \$2,281.93

**Company Disbursements**

**Amount Due Employee :** \$2,281.93

**Amount Due Company Card :** \$0.00

**Total Paid By Company :** \$2,281.93

**Employee Disbursements**

**Amount Due Company Card From Employee :** \$0.00

**Total Paid By Employee : \$0.00**

**Item 8.E**

---



**Expense Report**

**Report Name : Marquez February 2026**

**Employee Name :** Jorge Marquez

**Employee ID :** 320

**Report Header**

**Report ID :** D30BF9259CE64739B79C

**Receipts Received :** No

**Report Date :** 02/01/2026

**Approval Status :** Submitted & Pending Approval

**Payment Status :** Not Paid

**Currency :** US, Dollar

**Meetings**

Transaction Date	Expense Type	Vendor Description	City	Payment Type	Amount	Meeting Name	Cost Center
02/26/2026	Meetings		Pomona	Out-of-Pocket	\$275.00	TVMWD Event	Jorge Marquez
<b>Comment :</b> Jorge Marquez (03/10/2026): Leadership Morning Event for Three Valleys MWD at Cal Poly Pomona							
02/24/2026	Meetings		Pomona	Out-of-Pocket	\$275.00	MWD - Committee Meeting	Jorge Marquez
<b>Comment :</b> Jorge Marquez (03/10/2026): Subcommittee on Imported Water majority of the meeting was regarding the Colorado River update. (Virtual)							
02/23/2026	Meetings		City of Industry	Out-of-Pocket	\$275.00	USGVMWD meeting with Director	Jorge Marquez
<b>Comment :</b> Jorge Marquez (03/10/2026): Meeting with USGVMWD Director to go over updates with Upper District and Three Valleys and MWD.							

**Item 8.E**  
Jorge Marquez

02/19/2026	Meetings	Pomona	Out-of-Pocket	\$275.00	Chino Basin	Jorge Marquez
<b>Comment :</b> Jorge Marquez (02/19/2026): Regular Chino Basin Watermaster Advisory Committee Meeting in attendance BOD: DeJesus and GM Litchfield (Virtual)						
02/18/2026	Meetings	Pomona	Out-of-Pocket	\$275.00	TVMWD Board Meeting	Jorge Marquez
<b>Comment :</b> Jorge Marquez (02/19/2026): Regular Board Meeting with TVMWD (Virtual. Just Cause Remote Participation Declaration)						
02/10/2026	Meetings	Pomona	Out-of-Pocket	\$275.00	City of Pomona	Jorge Marquez
<b>Comment :</b> Jorge Marquez (02/19/2026): Monthly meeting with City of Pomona on various water issues. Rates/Chino/Infrastructure. VP Goytia and GM Litchfield in attendance						
02/09/2026	Meetings	Pomona	Out-of-Pocket	\$275.00	City of Pomona	Jorge Marquez
<b>Comment :</b> Jorge Marquez (02/19/2026): Attended a goal-setting meeting for the City of Pomona, where various city initiatives were discussed. Vice President Goytia was present with Mayor and councilmembers. Later met with the Council Members to discuss upcoming water infrastructure projects. (Late attendance)						
02/05/2026	Meetings	Pomona	Out-of-Pocket	\$275.00	Ad Hoc - Cybersecurity	Jorge Marquez
<b>Comment :</b> Jorge Marquez (02/19/2026): Committee meeting with staff and BOD DeJesus to continue discussion on cybersecurity for district. (Virtual)						
02/04/2026	Meetings	Claremont	Out-of-Pocket	\$275.00	TVMWD Board Meeting	Jorge Marquez
<b>Comment :</b> Jorge Marquez (02/19/2026): Regular Board Meeting for TVMWD						

**Personal Car Mileage**

Transaction Date	Expense Type	Vendor Description	City	Payment Type	Amount	Meeting Name	Cost Center
02/04/2026	Personal Car Mileage			Out-of-Pocket	\$7.98	TVMWD Board Meeting	Jorge Marquez

<b>Report Total :</b>	\$2,482.98
<b>Personal Expenses :</b>	\$0.00
<b>Total Amount Claimed :</b>	\$2,482.98
<b>Amount Approved :</b>	\$2,482.98

**Company Disbursements**

<b>Amount Due Employee :</b>	\$2,482.98
<b>Amount Due Company Card :</b>	\$0.00
<b>Total Paid By Company :</b>	\$2,482.98

**Employee Disbursements**

<b>Amount Due Company Card From Employee :</b>	\$0.00
<b>Total Paid By Employee :</b>	\$0.00

# Item 8.E

---



### Expense Report

Report Name : February 2026 Roberto

Employee Name : Jody Roberto

Employee ID : 316

#### Report Header

Report ID : 1C8BB425836F4925BF83

Receipts Received : No

Report Date : 02/10/2026

Approval Status : Submitted & Pending Approval

Payment Status : Not Paid

Currency : US, Dollar

#### Meetings

Transaction Date	Expense Type	Vendor Description	City	Payment Type	Amount	Meeting Name	Cost Center
02/26/2026	Meetings		Pomona	Out-of-Pocket	\$275.00	3V Leadership Breakfast	Jody Roberto
<b>Comment :</b> Jody Roberto (03/08/2026): Shivaji Deshmukh was the keynote speaker and talked about his new position as GM of MWD. He provided update on water supply and budget challenges.							
02/25/2026	Meetings		Diamond Bar	Out-of-Pocket	\$0.00	Six Basins Watermaster Board Meeting	Jody Roberto
<b>Comment :</b> Jody Roberto (02/25/2026): Jeff represented 3V on the board. Mike, David and I attended via zoom. Staff provided update on 2025 annual report and went over water totals in the basin.							
02/24/2026	Meetings		Diamond Bar	Out-of-Pocket	\$275.00	SDASGV Board meeting	Jody Roberto

Item 8.E

**Comment :** Jody Roberto (02/25/2026): The board met to discuss our upcoming Mixer on March 11. We also discussed our next chapter meeting tentatively scheduled for April 30 at Mosquito and Vector Control.

02/19/2026	Meetings	Brea	Out-of-Pocket	\$275.00	Member Agency Lunch	Jody Roberto
------------	----------	------	---------------	----------	---------------------	--------------

**Comment :** Jody Roberto (02/25/2026): Matt, Mike and I joined Tom Coleman and Gabby for our monthly lunch with GMs from our member agencies.

02/18/2026	Meetings	Claremont	Out-of-Pocket	\$275.00	3V Board Meeting	Jody Roberto
------------	----------	-----------	---------------	----------	------------------	--------------

**Comment :** Jody Roberto (03/08/2026): Regular meeting of the board where we discussed and approved district business.

02/17/2026	Meetings	Walnut	Out-of-Pocket	\$275.00	Walnut Valley Water District Board Meeting	Jody Roberto
------------	----------	--------	---------------	----------	--	--------------

**Comment :** Jody Roberto (03/08/2026): 'The board met to discuss and approve district business. The board presented a certificate to the student whose artwork was selected for the "Be Water Wise" contest and featured in the 2026 MWD calendar.

02/12/2026	Meetings	Walnut	Out-of-Pocket	\$275.00	PWR JWL	Jody Roberto
------------	----------	--------	---------------	----------	---------	--------------

**Comment :** Jody Roberto (02/13/2026): Regular meeting of the Pomona Walnut Rowland Joint Water Line commission where they discussed and approved commission business. New officers were selected and Tony Lima is now the President and Victor Presiado is VP.

02/10/2026	Meetings	Rowland Heights	Out-of-Pocket	\$275.00	Rowland Water District Board Meeting	Jody Roberto
------------	----------	-----------------	---------------	----------	--------------------------------------	--------------

**Comment :** Jody Roberto (02/13/2026): Mike, Sylvie and I attended the board meeting where district business was approved, and staff reports were presented.

02/09/2026	Meetings	Diamond Bar	Out-of-Pocket	\$275.00	SGV Regional Chamber Gov Affairs Meeting	Jody Roberto
------------	----------	-------------	---------------	----------	--	--------------

**Comment :** Jody Roberto (02/13/2026): Regional Chamber Gov Affairs committee Chair Larry Black gave update on housing shortage and effect on local business.

02/05/2026	Meetings	Montebello	Out-of-Pocket	\$275.00	SGVEP City Manager's Reception	Jody Roberto
------------	----------	------------	---------------	----------	--------------------------------	--------------

**Comment :** Jody Roberto (02/13/2026): I attended the SGVEP reception for San Gabriel Valley city managers. Many city council members and city managers were in attendance.

02/04/2026	Meetings	Claremont	Out-of-Pocket	\$275.00	3V Board Meeting	Jody Roberto
------------	----------	-----------	---------------	----------	------------------	--------------

**Comment :** Jody Roberto (02/13/2026): Regular meeting of the board where we discussed and approved district business. Staff reports were presented. Erika gave timeline for budget rollout.

**Personal Car Mileage**

Transaction Date	Expense Type	Vendor Description	City	Payment Type	Amount	Meeting Name	Cost Center
02/26/2026	Personal Car Mileage			Out-of-Pocket	\$10.15	3V Leadership Breakfast	Jody Roberto
02/19/2026	Personal Car Mileage			Out-of-Pocket	\$12.33	Member Agency Lunch	Jody Roberto

Date	Description	Type	Amount	Event	Employee
02/18/2026	Personal Car Mileage	Out-of-Pocket	\$29.00	3V Board Meeting	Jody Roberto
02/17/2026	Personal Car Mileage	Out-of-Pocket	\$7.25	Walnut Valley Water District Board Meeting	Jody Roberto
02/12/2026	Personal Car Mileage	Out-of-Pocket	\$7.25	PWR JWL	Jody Roberto
02/10/2026	Personal Car Mileage	Out-of-Pocket	\$8.70	Rowland Water District Board Meeting	Jody Roberto
02/05/2026	Personal Car Mileage	Out-of-Pocket	\$31.18	SGVEP City Manager's Reception	Jody Roberto
02/04/2026	Personal Car Mileage	Out-of-Pocket	\$20.30	3V Board Meeting	Jody Roberto

**Item 8.E**

---

<b>Report Total :</b>	\$2,876.16
<b>Personal Expenses :</b>	\$0.00
<b>Total Amount Claimed :</b>	\$2,876.16
<b>Amount Approved :</b>	\$2,876.16
<b>Company Disbursements</b>	
<b>Amount Due Employee :</b>	\$2,876.16
<b>Amount Due Company Card :</b>	\$0.00
<b>Total Paid By Company :</b>	\$2,876.16
<b>Employee Disbursements</b>	
<b>Amount Due Company Card From Employee :</b>	\$0.00
<b>Total Paid By Employee :</b>	\$0.00

---



**Expense Report**

**Report Name : Mike Ti February 2026 Expense**

**Employee Name :** Mike Ti

**Employee ID :** 318

**Report Header**

**Report ID :** D23243AFF17248A78C4F

**Receipts Received :** No

**Report Date :** 03/10/2026

**Approval Status :** Submitted & Pending Approval

**Payment Status :** Not Paid

**Currency :** US, Dollar

**Meetings**

Transaction Date	Expense Type	Vendor Description	City	Payment Type	Amount	Meeting Name	Cost Center
02/27/2026	Meetings		West Covina	Out-of-Pocket	\$275.00	Special MWD Matters Meeting	Mike Ti
<p><b>Comment :</b> Mike Ti (03/10/2026): Special MWD Matters Meeting - David, Jeff, Matt, Sylvie, and Erika meet online to discuss MWD's proposed budget and the integration into TVMWD's budget.</p>							
02/26/2026	Meetings		Pomona	Out-of-Pocket	\$275.00	Three Valleys MWD Leadership Breakfast	Mike Ti
<p><b>Comment :</b> Mike Ti (03/10/2026): Three Valleys MWD Leadership Breakfast - MWD's General Manager Shivaji Deshmukh spoke about the district's challenges.</p>							
02/25/2026	Meetings		West Covina	Out-of-Pocket	\$275.00	Six Basins Regular Board	Mike Ti

Meeting **Item 8.E**

	<b>Comment :</b>	Mike Ti (03/10/2026): Six Basins Regular Board Meeting - heard discussion on the 2025 annual report and staff report on the basins supply conditions.					
02/19/2026	Meetings	Brea	Out-of-Pocket	\$275.00	Monthly Meeting with WVWD and RWD GMs	Mike Ti	
	<b>Comment :</b>	Mike Ti (03/10/2026): Monthly Meeting with WVWD and RWD GMs - Tom, Gabby, Jody, Matt, and I met over lunch to discuss interagency cooperations.					
02/18/2026	Meetings	Claremont	Out-of-Pocket	\$275.00	Three Valleys MWD Regular Board Meeting	Mike Ti	
	<b>Comment :</b>	Mike Ti (03/10/2026): Three Valleys MWD Regular Board Meeting - we adopted the Sunshine Ordinance and heard water supply update.					
02/17/2026	Meetings	Walnut	Out-of-Pocket	\$275.00	Walnut Valley WD Regular Board Meeting	Mike Ti	
	<b>Comment :</b>	Mike Ti (03/10/2026): Walnut Valley WD Regular Board Meeting - heard team's achievement and recognition, treasurer's report, and committee reports.					
02/11/2026	Meetings	West Covina	Out-of-Pocket	\$275.00	MWD Matters Monthly Meeting	Mike Ti	
	<b>Comment :</b>	Mike Ti (03/10/2026): MWD Matters Monthly Meeting - Jeff, David, Matt, Sylvie, Erika, and I meet to discuss Metropolitan's proposed budget and its impacts.					
02/10/2026	Meetings	Rowland Heights	Out-of-Pocket	\$275.00	Rowland Water District Regular Board Meeting	Mike Ti	
	<b>Comment :</b>	Mike Ti (03/10/2026): Rowland Water District Regular Board Meeting - heard presentation on the district's financial audit, LAFCO nomination, and committee reports.					
02/04/2026	Meetings	Claremont	Out-of-Pocket	\$275.00	Three Valleys MWD Regular Board Meeting	Mike Ti	
	<b>Comment :</b>	Mike Ti (03/10/2026): Three Valleys MWD Regular Board Meeting - the board approved retiree health benefits policy revisions, org. restructuring, heard Sunshine Ordinance, budget schedule, and project update.					
02/02/2026	Meetings	Claremont	Out-of-Pocket	\$275.00	GM Executive Monthly Meeting	Mike Ti	
	<b>Comment :</b>	Mike Ti (03/10/2026): GM Executive Monthly Meeting - Matt, Jeff, Carlos and I met during lunch to discuss upcoming board agenda and the district business.					

**Personal Car Mileage**

Transaction Date	Expense Type	Vendor Description	City	Payment Type	Amount	Meeting Name	Cost Center
02/26/2026	Personal Car Mileage			Out-of-Pocket	\$10.15	Three Valleys MWD Leadership Breakfast	Mike Ti
02/19/2026	Personal Car Mileage			Out-of-Pocket	\$19.58	Monthly Meeting with	Mike Ti


WVWD and RWD GMs **Item 8.E**

02/18/2026	Personal Car Mileage	Out-of-Pocket	\$29.73	Three Valleys MWD Regular Board Meeting	Mike Ti
02/17/2026	Personal Car Mileage	Out-of-Pocket	\$7.25	Walnut Valley WD Regular Board Meeting	Mike Ti
02/10/2026	Personal Car Mileage	Out-of-Pocket	\$7.25	Rowland Water District Regular Board Meeting	Mike Ti
02/04/2026	Personal Car Mileage	Out-of-Pocket	\$20.30	Three Valleys MWD Regular Board Meeting	Mike Ti
02/02/2026	Personal Car Mileage	Out-of-Pocket	\$20.30	GM Executive Monthly Meeting	Mike Ti

<b>Report Total :</b>	\$2,864.56
<b>Personal Expenses :</b>	\$0.00
<b>Total Amount Claimed :</b>	\$2,864.56
<b>Amount Approved :</b>	\$2,864.56
<b>Company Disbursements</b>	
<b>Amount Due Employee :</b>	\$2,864.56
<b>Amount Due Company Card :</b>	\$0.00
<b>Total Paid By Company :</b>	\$2,864.56
<b>Employee Disbursements</b>	
<b>Amount Due Company Card From Employee :</b>	\$0.00
<b>Total Paid By Employee :</b>	\$0.00

**BOARD ACTION****BOARD OF DIRECTORS  
STAFF REPORT**

**To:** TVMWD Board of Directors

**From:** Matthew H. Litchfield, General Manager 

**Date:** March 18, 2026

**Subject:** Consider Appointment to the San Gabriel Valley Economic Partnership Board of Directors

**Staff Recommendation**

Staff recommends that the Board of Directors approve the appointment of Vice President Goytia to fill the vacant Three Valleys seat on the San Gabriel Valley Economic Partnership (SGVEP) Board of Directors.

**Background**

The SGVEP is a regional, membership-based organization dedicated to advancing economic vitality, job creation, and public policy advocacy throughout the San Gabriel Valley. SGVEP works collaboratively with local governments, special districts, businesses, educational institutions, and nonprofit organizations to promote infrastructure investment, economic development initiatives, and legislative priorities that benefit the region. SGVEP regularly engages in state and federal advocacy, hosts networking and policy forums, and provides a platform for member agencies to communicate regional priorities.

**Discussion**

Three Valleys maintains Director-level membership in SGVEP at an annual cost of \$7,000. The District's designated seat on the SGVEP Board of Directors is currently vacant and requires formal appointment of a representative.

At the March 4, 2026 Board of Directors meeting, the Board discussed the vacant SGVEP seat and expressed support for appointing Vice President Goytia to serve as the District's representative on the SGVEP Board of Directors. This item is now presented for formal Board action to appoint Vice President Goytia to the vacant SGVEP Board of Directors seat.

**Fiscal Impact**

The \$7,000 Director-level membership fee for calendar year 2026 has already been remitted and is included in the budget.

**Environmental Impact**

None

**Strategic Plan Objective(s)**

2.2 – Accountability

**Attachment(s)**

None


**Meeting History**

Board of Director Meeting, March 4, 2026, Informational Item

NA/ML



**BOARD ACTION****BOARD OF DIRECTORS  
STAFF REPORT**

**To:** TVMWD Board of Directors  
**From:** Matthew H. Litchfield, General Manager   
**Date:** March 18, 2026  
**Subject:** Approve Salary Schedule Effective July 1, 2026

**Staff Recommendation**

Staff recommends approval of the salary schedule to be effective July 1, 2026.

**Discussion**

Pursuant to CalPERS and California Code of Regulations Section 570.5, salary schedule changes must be approved and adopted by the employer's governing body according to the requirements of applicable public meeting laws.

Provided for review is a draft of the salary schedule to be effective July 1, 2026, which reflects a 3.24% increase to the salary ranges. The increases are on the change 2025 Consumer Price Index (CPI)- Urban Wage Earners and Clerical Workers, as prepared by the Bureau of Labor Statistics. These ranges were included in calculating the budget for FY 2026-27.

As a reminder, these adjustments are made to the salary ranges, not to the individual employee's salary. Salary changes continue to be based on the merits of the employee's annual evaluation.

**Fiscal Impact**

\$107,944

**Environmental Impact**

None

**Strategic Plan Objective(s)**

2.2 – Accountability

**Attachment(s)**

Exhibit A – Salary Schedule effective July 1, 2026

**Meeting History**

Board of Directors Meeting, March 4, 2026, Informational Item

NA/VR



**THREE VALLEYS MUNICIPAL WATER DISTRICT  
ANNUAL SALARY RANGE BY CLASSIFICATION  
Effective: July 1, 2026**

CLASSIFICATION	JOB CODE	ANNUAL SALARY RANGE		
		Minimum	Mid	Maximum
ADMINISTRATIVE ASSISTANT	129	\$ 60,311	\$ 70,363	\$ 84,436
ADMINISTRATIVE/COMMUNICATIONS ASSISTANT*	102	\$ 76,920	\$ 89,741	\$ 107,689
CHIEF ADMINISTRATIVE OFFICER*	104	\$ 235,751	\$ 275,043	\$ 330,052
CHIEF FINANCE OFFICER	105	\$ 229,578	\$ 267,842	\$ 321,410
CHIEF OPERATIONS OFFICER	106	\$ 205,638	\$ 239,911	\$ 287,893
CHIEF WATER RESOURCES OFFICER	107	\$ 212,955	\$ 248,447	\$ 298,136
EXECUTIVE BOARD SECRETARY	111	\$ 112,030	\$ 130,702	\$ 156,842
FINANCE ANALYST	101	\$ 77,633	\$ 90,572	\$ 108,686
FINANCE MANAGER	119	\$ 128,425	\$ 149,830	\$ 179,796
GOVERNMENT AFFAIRS MANAGER	128	\$ 156,206	\$ 182,240	\$ 218,688
HUMAN RESOURCES/RISK MANAGER	113	\$ 152,925	\$ 178,412	\$ 214,095
INFORMATION TECHNOLOGY ANALYST	127	\$ 84,801	\$ 98,934	\$ 118,721
INFORMATION TECHNOLOGY MANAGER	114	\$ 159,423	\$ 185,994	\$ 223,192
INSTRUMENTATION/ELECTRICAL SYSTEM OPERATOR	115	\$ 112,011	\$ 130,680	\$ 156,816
OPERATIONS MANAGER - DISTRIBUTION & FACILITIES MAINTENANCE	116	\$ 144,389	\$ 168,454	\$ 202,145
OPERATIONS MANAGER - TREATMENT & LABORATORY	117	\$ 161,178	\$ 188,041	\$ 225,650
PLANT ASSISTANT	118	\$ 61,897	\$ 72,213	\$ 86,656
PRINCIPAL ENGINEER	109	\$ 148,079	\$ 172,759	\$ 207,311
SCADA ELECTRICAL TECHNICIAN	130	\$ 100,312	\$ 117,031	\$ 140,437
SHIFT OPERATOR II	120	\$ 76,181	\$ 88,878	\$ 106,653
SHIFT OPERATOR III	121	\$ 93,761	\$ 109,388	\$ 131,266
SHIFT OPERATOR IV	122	\$ 105,637	\$ 123,243	\$ 147,891
SHIFT OPERATOR V	123	\$ 108,692	\$ 126,807	\$ 152,169
SR. WATER QUALITY & COMPLIANCE ANALYST	108	\$ 116,226	\$ 135,597	\$ 162,717
WATER RESOURCES ANALYST I	124	\$ 89,169	\$ 104,031	\$ 124,837
WATER RESOURCES ANALYST II	125	\$ 105,995	\$ 123,661	\$ 148,393
WATER RESOURCES ANALYST III	126	\$ 124,849	\$ 145,657	\$ 174,788
WATER RESOURCES SPECIALIST	131	\$ 85,525	\$ 99,780	\$ 119,736
		<b>HOURLY</b>		
WATER RESOURCES INTERN (PT)	127	\$ 20.00	\$ 22.50	\$ 25.00
		<b>SALARY</b>		
GENERAL MANAGER	112	\$ 365,000		

Based on Board approval, an adjustment to each salary range classification will be considered for July 1 of each year. Range adjustments are tied to changes in the Consumer Price Index - Urban Wage Earners and Clerical Workers for Los Angeles-Long Beach-Anaheim as prepared by the Bureau of Labor Statistics, from current year annual to the prior year annual. The adjustment to each salary range is intended to keep TVMWD's salary ranges at the market level and may not necessarily impact individual salaries. The opportunity for individual salary increases will continue under the merit-based system employed by TVMWD. An important note is that an employee's annual salary may be below the minimum salary range if: (1) their annual evaluation has not yet occurred in the current fiscal year or (2) their performance documented in prior annual evaluations has not merited an increase that has kept up with index adjustments to the salary ranges.

#### **Shift Differential Pay**

- Operators and plant assistants who work on Friday, Saturday or Sunday will be compensated with 10% additional pay for those hours.
- Shift differential pay is considered special compensation and will be reported to CalPERS as such.

#### **On-Call Pay**

- Standby operators who serve as the on-call standby operator each evening will be paid \$45 per day (\$90 on holidays).
- Lab operators who serve as the on-call plant operator each evening will be paid \$100 per day (\$200 on holidays).
- In addition to receiving the on-call pay noted above, the on-call operators will be paid for the additional time spent responding to situations.
  - If responding by phone/tablet/laptop only, the on-call operator will be guaranteed at least 15 minutes of additional pay. All time over 15 minutes will be rounded up to the nearest 15 minute increment.
  - If responding in person, the on-call operator will be guaranteed at least two hours of additional pay. All time over two hours (portal to portal) will be rounded up to the nearest 15 minute increment.
  - Operators will be eligible for OT and shift differential pay as applicable for time spent responding.
- On-call pay is not considered special compensation and thus will not be included as a part of final compensation in calculating CalPERS pension.


#### **Holiday Pay**

- Any employee scheduled who works on either the actual holiday or the observed holiday will be paid at one and one-half times the employee's regular rate of pay. Since the employee is working the holiday, the employee will also be paid an additional ten hours at regular pay for that holiday.

*\*Position authorized through October 2026; scheduled for elimination thereafter.*

**BOARD ACTION****BOARD OF DIRECTORS  
STAFF REPORT**

**To:** TVMWD Board of Directors

**From:** Matthew H. Litchfield, General Manager 

**Date:** March 18, 2026

**Subject:** Adopt Proclamation Recognizing Government Finance Professionals Week

**Staff Recommendation**

Staff recommends that the Board of Directors:

1. Adopt a proclamation recognizing the last week of March as Government Finance Professionals Week, as supported by the California Society of Municipal Finance Officers (CSMFO).
2. Present the proclamation to the Finance Department staff in appreciation of their service.

**Background**

The California Society of Municipal Finance Officers (CSMFO) is the statewide professional organization supporting excellence in local government financial management. Each year, CSMFO encourages agencies across California to recognize Government Finance Professionals Week to highlight the essential contributions of local finance staff.

Finance professionals manage complex public resources; ensure compliance with state and federal requirements; produce transparent budgets and financial reports; administer utility rates and enterprise funds; and support long-term financial sustainability. Their work forms the backbone of local government operations and is critical to maintaining community trust.

**Discussion**

Finance professionals play a critical role in supporting the District's operations and long-term financial stability. At Three Valleys Municipal Water District, the Finance Department manages the District's financial resources, prepares the annual budget, oversees financial reporting and audits, administers water rate and financial policies, and ensures compliance with applicable laws and regulations.

In addition, finance staff support the Board of Directors and member agencies by providing accurate financial information that informs policy decisions, maintaining transparency and accountability in the District's financial practices, and planning for the funding of capital infrastructure necessary to maintain reliable regional water service.

Recognizing Government Finance Professionals Week provides an opportunity to acknowledge the expertise, professionalism, and dedication of finance staff whose work supports responsible stewardship of public resources and the continued financial health of the District.

**Fiscal Impact**

None. Recognition activities will be supported by existing resources.

**Environmental Impact**

None

**Strategic Plan Objective(s)**

3.2 – Workforce Excellence

**Attachment(s)**

Proclamation: Government Finance Professionals Week

NA/EG

**THE BOARD OF DIRECTORS OF  
THREE VALLEYS MUNICIPAL WATER DISTRICT  
HEREBY PROCLAIMS MARCH 23-27, 2026 AS  
GOVERNMENT FINANCE PROFESSIONALS WEEK**

**WHEREAS**, the California Society of Municipal Finance Officers (CSMFO) is the state's leading professional organization dedicated to promoting excellence in financial management for California's local governments; and

**WHEREAS**, government finance professionals serve cities, counties, special districts, and joint powers authorities, by ensuring transparency, accountability, and responsible stewardship of public funds; and

**WHEREAS**, these professionals play a critical role in managing complex budgets, complying with state and federal laws, maintaining accurate financial reporting in compliance with government accounting standards, administering utility rate processes and enterprise funds; and supporting long-term financial sustainability; and

**WHEREAS**, California's financial landscape—shaped by Proposition 13, Proposition 218, the Gann Appropriations Limit, CalPERS pension obligations, and fluctuating economic conditions—requires expert analysis and sound financial leadership; and

**WHEREAS**, finance professionals work diligently, often behind the scenes, to provide critical information that enables informed policy decisions and ensures the delivery of essential public services; and

**WHEREAS**, recognizing Government Finance Professionals Week from March 23-27, 2026 helps highlight the dedication, integrity, and professionalism of these essential public servants;

**NOW, THEREFORE**, the Board of Directors of the Three Valleys Municipal Water District does hereby proclaim March 23-27, 2026 as Government Finance Professionals Week and encourages all residents to recognize and appreciate the hard work and contributions of the finance professionals who serve our community.

**ADOPTED and PASSED** at a meeting of the Three Valleys Municipal Water District's Board of Directors on this 18<sup>th</sup> day of March 2026, by the following vote:

AYES:  
NOES:  
ABSTAIN:  
ABSENT:

---

Mike, Ti  
President, Board of Directors

ATTEST:

---

Jeffrey Hanlon  
Secretary, Board of Directors

SEAL: