



# BOARD OF DIRECTORS REGULAR MEETING

**DATE :**  
APRIL 15, 2026

**TIME:**  
8:00 A.M.

-  1021 E. Miramar Avenue | Claremont, CA 91711
-  [www.threevalleys.com](http://www.threevalleys.com)
-  909.621.5568

The mission of Three Valleys Municipal Water District is to supplement and enhance local water supplies to meet our region's needs in a reliable and cost-effective manner.



# THREE VALLEYS MUNICIPAL WATER DISTRICT REGULAR BOARD MEETING AGENDA

1021 E. Miramar Avenue, Claremont, CA 91711  
April 15, 2026 – 8:00 AM

*The mission of Three Valleys Municipal Water District is to supplement and enhance local water supplies to meet our region's needs in a reliable and cost-effective manner.*

## NOTICE OF VIDEOCONFERENCE/TELECONFERENCE ACCESSIBILITY

Three Valleys MWD will hold this meeting of its Board of Directors on the date and time, and at the location set forth above. The public may participate in the meeting by physical attendance at the meeting or by videoconference or teleconference utilizing the following links:

**Link to join webinar:** <https://tvmwd.zoom.us/j/81591267285>

OR

**Dial in:** (669) 900-9128, Webinar ID: 815 9126 7285

Any member of the public wishing to participate in public comment may do so in any of the following manners: (1) by using the "Raise Hand" feature on the Zoom platform and when prompted by the Board President during the public comment period, (2) by filling out the electronic speaker's card at the following link <https://arcg.is/0z5GqO> prior to the close of public comment, (3) by sending an email to [PublicComment@tvmwd.com](mailto:PublicComment@tvmwd.com) prior to the close of public comment, or (4) those attending the meeting in person may complete a speaker's card and provide it to the Executive Board Secretary prior to the close of public comment.

- |  |         |
|--|---------|
| 1. CALL TO ORDER   | TI      |
| 2. ROLL CALL   | AGUIRRE |
| Mike Ti, President<br>Carlos Goytia, Vice President<br>Jeff Hanlon, Secretary/Treasurer<br>David De Jesus, Director<br>Bob Kuhn, Director<br>Jorge Marquez, Director<br>Jody Roberto, Director |         |
| 3. FLAG SALUTE   | TI      |
| 4. DIRECTOR REMOTE PARTICIPATION PURSUANT TO SB 707 [Government Code Section 54953.8.3] – Notification Due to Just Cause   | TI      |

**5. AGENDA REORDER/ADDITIONS [Government Code Section 54954.2(b)(2)]**

TI

Additions to the agenda may be considered when two-thirds of the board members present determine a need for immediate action, and the need to act came to the attention of TVMWD after the agenda was posted; this exception requires a degree of urgency. If fewer than two-thirds of the board members are present, all must affirm the action to add an item to the agenda. The Board shall call for public comment prior to voting to add any item to the agenda after posting.

**6. PUBLIC COMMENT (Government Code Section 54954.3)**

TI

Opportunity for members of the public to directly address the Board on items of public interest within its jurisdiction. The public may also address the Board on items being considered on this agenda. TVMWD requests that all public speakers complete a speaker's card and provide it to the Executive Board Secretary.

We request that remarks be limited to three minutes or less. Pursuant to Government Code Section 54954.3, if speaker is utilizing a translator, the total allotted time will be doubled.

**7. PRESENTATION**

**7.A LEGISLATIVE UPDATE BY ARNOLD AND ASSOCIATES, INC.**

HOWIE

**8. PUBLIC HEARING PURSUANT TO AB 2561 – JOB VACANCIES, RECRUITMENT, AND RETENTION**

ROBLES

- a. Open public hearing
- b. Request staff report
- c. Public comment
- d. Close public hearing

**9. CONSENT CALENDAR**

TI

The Board will consider consent calendar items 9.A – 9.H. Consent calendar items are routine in nature and approved by a single motion. Any member of the Board may request to pull a specific item from the consent calendar for further discussion.

**9.A RECEIVE, APPROVE, AND FILE BOARD MEETING MINUTES**

- March 4, 2026 – Regular Board Meeting
- March 18, 2026 – Regular Board Meeting

**9.B RECEIVE, APPROVE, AND FILE FINANCIAL REPORTS AND INVESTMENT UPDATE, MARCH 2026**

- Change in Cash and Cash Equivalents Report
- Investment Portfolio Performance and Compliance Summary
- YTD District Budget Monthly Status Report
- Warrant List

**9.C IMPORTED WATER SALES, MARCH 2026**

The Board will review the imported water sales report for March 2026.

**9.D MIRAMAR OPERATIONS REPORT, MARCH 2026**

The Board will review the Miramar Operations report for March 2026.

**9.E APPROVE DIRECTOR EXPENSE REPORTS, MARCH 2026**

The Board will consider approval of the March 2026 Director expense reports that include disclosure of per diem requests for meeting attendance and itemization of any expenses incurred by TVMWD.

**9.F CONSIDER SELECTION OF CANDIDATE FOR INDEPENDENT SPECIAL DISTRICT LAFCO REPRESENTATIVE VOTING MEMBER**

The Board will consider casting a vote for the Independent Special District LAFCO Representative Voting Member and direct submission of its ballot.

**9.G CONSIDER APPROVAL OF LAFCO BOUNDARY RECONCILIATION TASK ORDER AMENDMENT**

The Board will consider approving an amendment to the existing task order with Michael Baker International in an amount not to exceed \$94,120 and authorize the General Manager to execute the amendment

**9.H CANCELLATION OF MAY 6, 2026 BOARD OF DIRECTORS MEETING**

The Board will consider cancellation of the May 6, 2026 Board of Directors meeting due to Board member participation at the ACWA Conference.

**BOARD ACTION REQUIRED ITEM 9.A – 9.H**

**Staff Recommendation: Approve as Presented**

## 10. ACTION AGENDA

The following items on the Action Agenda call for discussion and action by the Board. All items are placed on the agenda so that the Board may discuss and take action on the item if the Board is so inclined.

10.A CONSIDER ADOPTION OF RESOLUTION NO. 26-04-1023 INITIATING PROCEDURES TO FIX, ADJUST, LEVY, AND COLLECT A WATER STANDBY CHARGE FOR FY 2026/27

AGUILAR

### BOARD ACTION REQUIRED ITEM 10.A

Staff Recommendation: Approve as Presented

10.B CONSIDER ADOPTION OF RESOLUTION NO. 26-04-1024 PERMITTING THE LOS ANGELES COUNTY REGISTRAR-RECORDER/COUNTY CLERK TO RENDER ELECTION SERVICES FOR AN ELECTION OF THREE VALLEYS MWD TO BE HELD ON NOVEMBER 3, 2026

LITCHFIELD

### BOARD ACTION REQUIRED ITEM 10.B

Staff Recommendation: Approve as Presented

10.C REJECTION OF ALL BIDS FOR THE MIRAMAR SOUTH CARPORT REPLACEMENT PROJECT

PANZER

### BOARD ACTION REQUIRED ITEM 10.C

Staff Recommendation: Approve as Presented

## 11. REPORTS

The Executive Leadership Team will provide brief updates on existing matters under their purview and will be available to respond to any questions thereof.

11.A WATER SUPPLY UPDATE

LEE

## 12. DIRECTORS'/GENERAL MANAGER'S ORAL REPORTS

TI

Directors may report on activities for meetings to which they are assigned to serve as the representative or alternate of TVMWD and on other areas of interest.

### 13. CLOSED SESSION

TI

#### 13.A CONFERENCE WITH LEGAL COUNSEL – EXISTING LITIGATION [Government Code Section 54956.9(d)(1)]

Name of Case: Chino Basin Municipal Water District v. City of Chino, et al.,  
San Bernardino County Superior Court Case No. RCV RS 51010

#### 13.B CONFERENCE WITH REAL PROPERTY NEGOTIATORS [Government Code Section 54956.8]

Property: DD64045-01-01, North of Rte. 210 Fwy., East of Padua Ave.,  
Claremont, California

District Negotiator: Matthew Litchfield, General Manager

Negotiating Parties: State of California Department of Transportation

Under Negotiation: Purchase and Sale Agreement

#### 13.C CONFERENCE WITH REAL PROPERTY NEGOTIATORS [Government Code Section 54956.8]

Property: 1021 E. Miramar Avenue, Well No. 3, Claremont, California

District Negotiator: Matthew Litchfield, General Manager

Negotiating Parties: Golden State Water Company

Under Negotiation: Price and Terms of Acquisition

#### 13.D CONFERENCE WITH LEGAL COUNSEL – ANTICIPATED LITIGATION

Significant exposure to litigation pursuant to Government Code Section  
54956.9(d)(2)

(1 potential case)

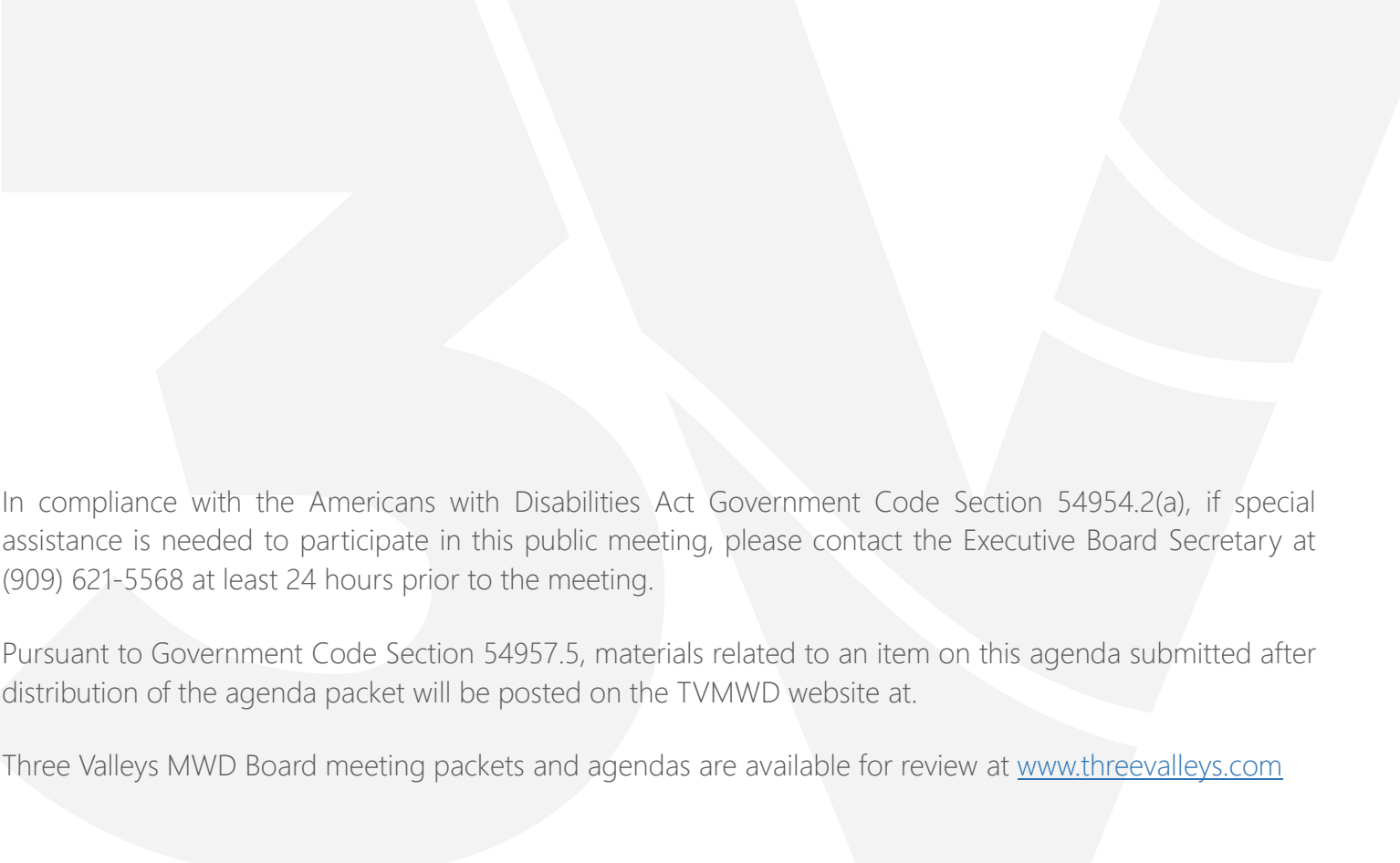
### 14. FUTURE AGENDA ITEMS

TI

### 15. ADJOURNMENT AND NEXT MEETING

TI

The Board will adjourn to a Special Board Meeting Workshop on Monday, April 27,  
2026 at 9:00 A.M. The next Regular Board of Directors meeting will be held on May  
20, 2026 at 8:00 AM.




In compliance with the Americans with Disabilities Act Government Code Section 54954.2(a), if special assistance is needed to participate in this public meeting, please contact the Executive Board Secretary at (909) 621-5568 at least 24 hours prior to the meeting.

Pursuant to Government Code Section 54957.5, materials related to an item on this agenda submitted after distribution of the agenda packet will be posted on the TVMWD website at.

Three Valleys MWD Board meeting packets and agendas are available for review at [www.threevalleys.com](http://www.threevalleys.com)

**BOARD INFORMATION****BOARD OF DIRECTORS  
STAFF REPORT**

**To:** TVMWD Board of Directors

**From:** Matthew H. Litchfield, General Manager 

**Date:** April 15, 2026

**Subject:** Public Hearing Pursuant to AB 2561 - Job Vacancies, Recruitment, and Retention

**Staff Recommendation**

Staff recommends that the Board of Directors receive and file this report as part of the agency's annual public hearing in compliance with Assembly Bill (AB) 2561 (Government Code Section 3502.3), which mandates a discussion of job vacancies, recruitment, and retention efforts.

**Discussion**

AB 2561 requires public agencies to conduct a public hearing before the governing board to present information on job vacancies, recruitment, and retention efforts at least once per fiscal year prior to the adoption of the agency's final budget. During the hearing, the public agency must "identify any necessary changes to policies, procedures, and recruitment activities that may lead to obstacles in the hiring process." The new law aims to enhance transparency and workforce planning within public agencies.

As of April 2026, TVMWD has no job vacancies within any department. The agency is operating with 100% of its authorized full-time positions filled. Since there are no vacancies, the additional reporting requirements of a 20% or higher vacancy rate do not apply.

Although there are no current vacancies, the agency remains proactive and committed to maintaining a stable workforce, improving retention strategies, and ensuring a smooth hiring process for future staffing needs.

Although the District currently has no vacancies, several future staffing needs have been identified through ongoing organizational restructuring and succession planning efforts.

As previously discussed with the Board, the District is preparing for the anticipated retirement of the Chief Administrative Officer in late 2026. In support of this transition, the District plans to establish a Government Affairs Manager and Administrative Assistant position. In addition, the District anticipates creating a SCADA Electrical Technician position in FY 26/27 to address emerging Operational Technology, cybersecurity, and infrastructure needs.

While these positions are not currently vacant, they represent anticipated recruitment efforts aligned with succession planning and the District's evolving operational requirements.

Through these efforts, the District continues to proactively assess potential recruitment challenges, refine hiring strategies, and ensure workforce readiness in alignment with its Strategic Plan.

**Fiscal Impact**

None

**Environmental Impact**

None

**Strategic Plan Objective(s)**

- 2.2 – Accountability
- 3.1 – Diversity
- 3.2 – Workforce Excellence

**Attachment(s)**

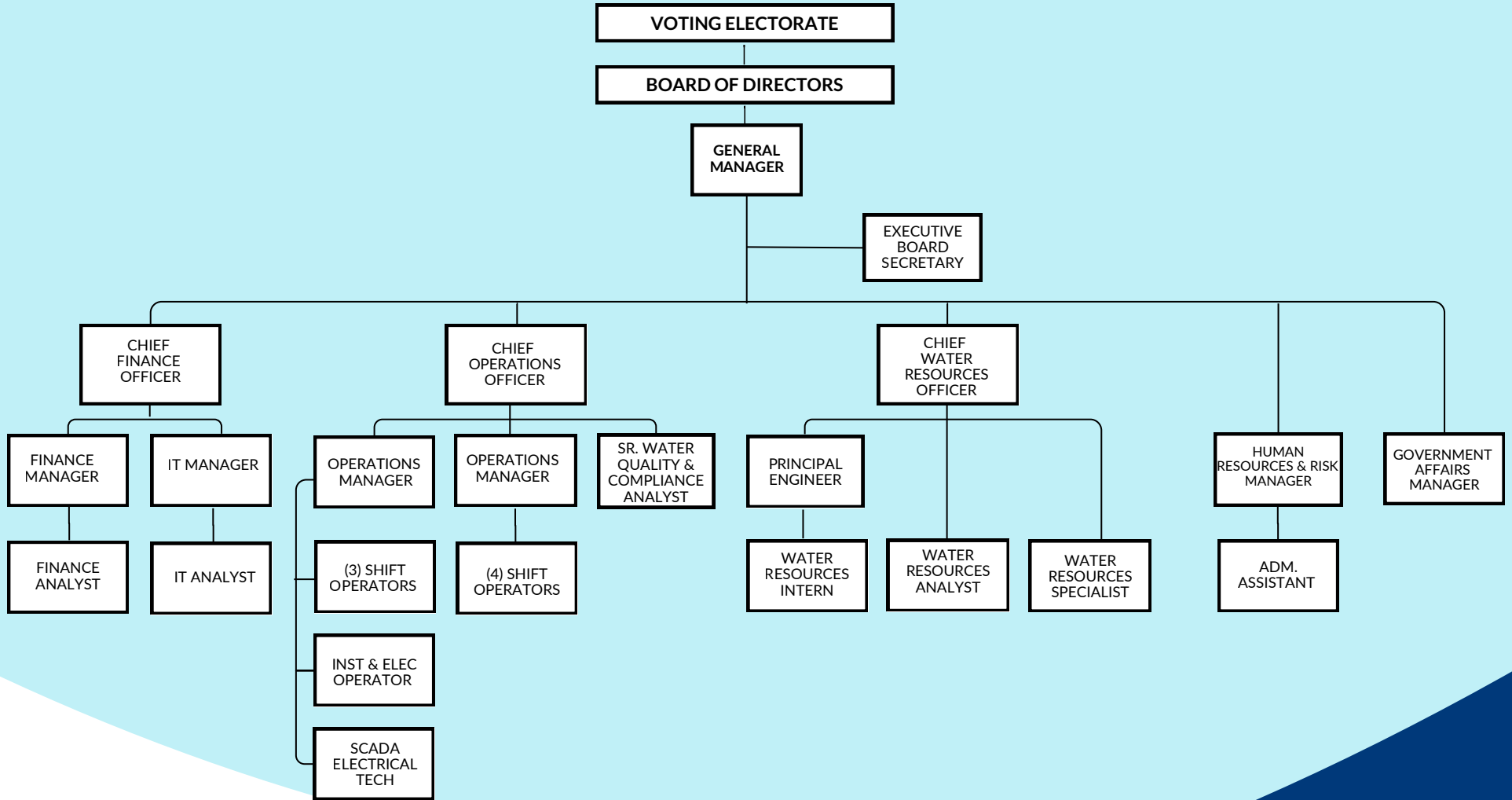
Exhibit A – Organization Chart

**Meeting History**

None

NA/VR

# ORGANIZATION STRUCTURE



EFFECTIVE MARCH 1, 2026



THREE VALLEYS MUNICIPAL WATER DISTRICT  
REGULAR BOARD MEETING MINUTES

1021 E. Miramar Ave., Claremont, CA 91711  
Wednesday, March 4, 2026 | 8:00 a.m.

1. CALL TO ORDER

President Ti called the Board of Directors meeting to order at 8:01 a.m.

2. ROLL CALL

Roll call was taken with a quorum of the Board present.

DIRECTORS PRESENT

Mike Ti, President  
Carlos Goytia, Vice President  
Jeff Hanlon, Secretary/Treasurer  
David De Jesus, Director  
Bob Kuhn, Director  
Jorge Marquez, Director  
Jody Roberto, Director

STAFF PRESENT

Matthew Litchfield, General Manager  
Steve Kennedy, Legal Counsel  
Brittany Aguilar, Finance Manager  
Nadia Aguirre, Executive Board Secretary  
Erika Gomez, Chief Finance Officer  
Karen Harberson, Compliance Specialist  
Kirk Howie, Chief Administrative Officer  
Steve Lang, Chief Operations Officer  
Sylvie Lee, Chief Water Resources Officer  
Joshua Olivares-Hernandez, Finance Analyst  
Kevin Panzer, Engineer  
Brian Pen, Water Resources Analyst  
Robert Peng, I.T. Manager  
Alvin Ramos, I.T. Analyst  
Marissa Turner, Admin. Communications Assistant

Virtual Attendees: Ed Chavez, Upper San Gabriel Valley Municipal Water District; Ed Hilden, Walnut Valley Water District; Bruce Knoles, San Gabriel Valley Municipal Water District; Thomas Monk, Walnut Valley Water District; Stephanie Moreno, San Gabriel Valley Water Quality Authority; Gabby Palomares, Rowland Water District; Jose Velasquez, West Valley Water District; Michael; 13107456518

In person attendees: John Bellah, Rowland Water District; Tom Coleman, Rowland Water District; Tony Lima, Rowland Water District; Jared Macias, Walnut Valley Water District; Myra Malner, Rowland Water District; Dave Michalko, Covina Valley Water Company; Dusty Moisio, Rowland Water District; James Ning, Walnut Valley Water District; Dinny Rasmussen, League of Women's Voters; Sherry Shaw, Walnut Valley Water District

3. FLAG SALUTE

President Ti led the flag salute.

4. DIRECTOR REMOTE PARTICIPATION PURSUANT TO SB 707 – Notification Due to Just Cause

All Directors attended the board meeting in person.

5. AGENDA REORDER/ADDITIONS

No reorder or additions to the agenda were requested.

6. PUBLIC COMMENT

Mr. Ryan Senneff provided public comment.

7. PRESENTATION

A. TVMWD TEAM ACHIEVEMENTS & MILESTONES

General Manager Litchfield reported that Three Valleys was awarded a \$10,000 ACWA JPIA Risk Control grant to support automation of its heat illness prevention program. The funding will enhance OSHA compliance and improve safety for operations staff during high-heat conditions.

8. REPORTS

A. SALARY SCHEDULE REVIEW EFFECTIVE JULY 1, 2026

Human Resources/Risk Manager Robles presented the proposed salary schedule effective July 1, 2026, reflecting a 3.24% increase to salary ranges based on the 2025 Consumer Price Index. The adjustment impacts salary ranges only and does not automatically change individual employee salaries. The estimated fiscal impact is \$107,944 to fiscal year 2026-27. This item will be brought back to the March 18, 2026 Board of Directors meeting for consideration of adoption.

B. FY 2026-27 BUDGET WORKSHOP

Chief Finance Officer Gomez presented MWD's rates and the associated financial impacts to Three Valleys. Untreated water rates are projected to increase from \$984/AF in 2026 to

\$1,088/AF in 2027, while the treatment surcharge is expected to decrease from \$544/AF to \$382/AF due to MWD's shift from volumetric to fixed cost recovery. As a result, the treated rate is projected to remain relatively stable at approximately \$1,470/AF in 2027; however, this restructuring is expected to constrain TVMWD's revenue margin in the near term.

The Board also reviewed MWD pass-through charges and overall financial projections. The Readiness-to-Serve (RTS) charge, funded partially by the standby charge which is limited to \$29.41 per equivalent dwelling unit (EDU), is projected at \$44.11 per EDU for FY 2026/27, resulting in a shortfall that will be proportionally passed through to member agencies. Capacity charges are estimated at approximately \$2.0 million for 2027 based on 110.4 CFS. Operating revenues are projected at approximately \$1.7 million, while operating expenses are expected to increase from \$11.2 million to \$12.8 million due to election costs, planning studies, and organizational changes. Proposed CY 2027 TVMWD water rates include an untreated rate of \$1,088/AF, treatment surcharge of \$382/AF, treated rate of \$1,470/AF, and a \$40 surcharge, for a total rate of \$1,510/AF.

Tom Coleman, General Manager at Rowland Water District (RWD), stated that MWD's rate structure impacts the Miramar Treatment Plant and the retail agencies, and noted that RWD faces similar complexities when developing projects and competing with MWD. He reminded the Board that "there was an agreement entered into between Walnut and Three Valleys because Three Valleys challenged Walnut on how they were building capital projects and what funds they were using for those capital projects," and that "what was agreed to was that Three Valleys would just use property tax to pay for capital projects."

Sherry Shaw, General Manager at Walnut Valley Water District (WVWD), thanked Chief Finance Officer Gomez for collaborating with WVWD on the budget and noted that reserves reached minimum targets ahead of schedule due to an aggressive approach. Ms. Shaw also referenced the 2003 settlement agreement, stating that capital improvement projects should be covered by property taxes.

Legal Counsel Kennedy clarified that the 2003 settlement agreement resulted from litigation solely between WVWD and Three Valleys, and did not involve other member agencies. The agreement contains no provisions requiring capital improvement projects to be funded by property tax revenues, but instead outlined factors for evaluating project benefits and cost allocation. Counsel further noted that the agreement does not limit the Board's legal authority and cautioned against misinterpretations of its terms.

C. CSDA BOARD OF DIRECTORS CALL FOR NOMINATIONS SEAT C, 2027-29 TERM

The CSDA Board of Directors has called for nominations for Seat C for the 2027–2029 term. Nominations must be submitted by April 10, 2026 via Board resolution. The Board discussed the opportunity and expressed support for incumbent Nikki Winslow, with direction to prepare a letter of support on her behalf.

### D. SAN GABRIEL VALLEY ECONOMIC PARTNERSHIP BOARD OF DIRECTORS VACANT SEAT

General Manager Litchfield reminded the Board of the vacant San Gabriel Valley Economic Partnership Board of Directors seat available to Three Valleys through its membership. The Board discussed potential representation and expressed support for Vice President Goytia to serve in the role. This item will be brought back to the March 18, 2026 Board of Directors meeting for formal consideration and appointment.

### E. LEGISLATIVE UPDATE

Chief Administrative Officer Howie provided a legislative update, reporting that numerous bills have been introduced following the recent deadline, with active engagement on several key measures related to Golden Mussel mitigation, including legislation by Assemblymember Rubio and additional funding proposals. Other important items reported were Senate Bill 872 addressing Delta levee repairs with potential funding of up to \$150 million annually, as well as ongoing efforts to advance the Utility Worker ID program, support Pure Water Southern California, and advocate for Delta Conveyance Project initiatives. Recent outreach activities included participation in multiple legislative meetings, a highly attended Leadership Breakfast, and a successful Lobby Day at the State Capitol. President Ti, Vice President Goytia, Secretary/Treasurer Hanlon, General Manager Litchfield, and Chief Administrative Officer Howie met with all seven legislative offices to discuss regional water priorities.

### F. PROJECTS UPDATE

Wheeler Meter Cabinet Replacement: Engineer Panzer presented a project to replace the aging Wheeler meter cabinet and upgrade adjacent landscaping and sidewalks to improve pedestrian access and communication reliability. The \$200,000 project is fully budgeted for FYE 2026, currently in the design phase, and anticipated for completion in FYE 2027.

Hydroelectric Generators Efficiency Study: The study evaluates operational procedures to maximize hydroelectric production and identify long-term capital improvements. The

\$65,000 study is budgeted for FYE 2026 and is currently under review through a technical memorandum, with completion expected this fiscal year.

Miramar Pipeline Inspection: This project is being conducted during the MWD shutdown to install insertion points for camera inspection of the 60-inch raw water influent line at the Miramar Treatment Plant, supporting monitoring and mitigation of golden mussel impacts. The \$75,000 project, supported by a \$170,000 budget, is currently under construction and scheduled for completion in FYE 2026.

Miramar South Carport Replacement: the existing wood carport will be replaced with an engineered aluminum structure to improve vehicle clearance and accommodate future solar installation, along with replacing a demolished patio cover. The \$300,000 project is partially funded through a \$150,000 FYE 2026 budget allocation, is currently in the bidding phase, and is expected to be completed in FYE 2026.

9. DIRECTORS' / GENERAL MANAGER'S ORAL REPORTS

A. METROPOLITAN WATER DISTRICT

Director De Jesus provided an update on Colorado River negotiations, stating that nearly three weeks have passed since the federal deadline for the seven basin states to reach an agreement, with no federal action taken to date. MWD continues to maintain its established positions while coordinating with in-basin agencies to prepare for potential outcomes, including worst-case scenarios that could impact Southern California's water supply. He will continue to monitor developments and provide updates as negotiations progress.

B. CHINO BASIN WATERMASTER

Director Kuhn had nothing to report.

C. SAN GABRIEL BASIN WATER QUALITY AUTHORITY

Director Kuhn stated there was nothing new to report.

D. MAIN SAN GABRIEL BASIN WATERMASTER

Director Hanlon stated there was nothing new to report.

E. SIX BASINS WATERMASTER

Director Hanlon stated there was nothing new to report.

**F. ADDITIONAL BOARD MEMBER REPORTS**

Director Roberto reminded the Board of the reception for the San Gabriel Valley Chapter of the Special Districts Association at Vita on March 11.

**G. GENERAL MANAGER'S COMMENTS**

General Manager Litchfield provided an update on cybersecurity and operational activities. The District continues to receive intelligence briefings related to international conflicts and potential cyber threats, including participation in coordinated updates with agencies such as EPA, CISA, FBI, and industry partners. He also reported that the Miramar Plant annual two-week shutdown has commenced, with appreciation expressed to member agencies for their cooperation.

**10. CLOSED SESSION**

The Board convened into closed session at 9:47 a.m. to discuss the following items:

**A. CONFERENCE WITH LEGAL COUNSEL – EXISTING LITIGATION [Government Code Section 54956.9(d)(1)]**

Name of Case: Chino Basin Municipal Water District v. City of Chino, et al., San Bernardino County Superior Court Case No. RCV RS 51010

**B. CONFERENCE WITH REAL PROPERTY NEGOTIATORS [Government Code Section 54956.8]**

Property: DD64045-01-01, North of Rte. 210 Fwy., East of Padua Ave., Claremont, California  
District Negotiator: Matthew Litchfield, General Manager  
Negotiating Parties: State of California Department of Transportation  
Under Negotiation: Purchase and Sale Agreement

**C. CONFERENCE WITH REAL PROPERTY NEGOTIATORS [Government Code Section 54956.8]**

Property: 1021 E. Miramar Avenue, Well No. 3, Claremont, California  
District Negotiator: Matthew Litchfield, General Manager  
Negotiating Parties: Golden State Water Company  
Under Negotiation: Price and Terms of Acquisition

The Board convened out of closed session and back into open session at 10:52 a.m. Legal Counsel Kennedy stated that no reportable action was taken on any of the listed items.

11. FUTURE AGENDA ITEMS

No future agenda items were requested.

12. ADJOURNMENT AND NEXT MEETING

President Ti adjourned the Board of Directors meeting at 10:53 a.m. to the next regular board meeting scheduled for Wednesday, March 18, 2026.

---

Mike Ti  
*President, Board of Directors*

---

Recorded by: Nadia Aguirre  
Executive Board Secretary



THREE VALLEYS MUNICIPAL WATER DISTRICT  
REGULAR BOARD OF DIRECTORS MEETING MINUTES

1021 E. Miramar Ave., Claremont, CA 91711  
Wednesday, March 18, 2026 | 8:00 a.m.

1. CALL TO ORDER

President Ti called the Board of Directors meeting to order at 8:01 a.m.

2. ROLL CALL

Roll call was taken with a quorum of the Board present.

DIRECTORS PRESENT

Mike Ti, President  
Carlos Goytia, Vice President  
Jeff Hanlon, Secretary/Treasurer  
David De Jesus, Director  
Bob Kuhn, Director  
Jorge Marquez, Director  
Jody Roberto, Director

STAFF PRESENT

Matthew Litchfield, General Manager  
Steve Kennedy, Legal Counsel  
Dominique Aguiar, Operations Supervisor  
Brittany Aguilar, Finance Manager  
Nadia Aguirre, Executive Board Secretary  
Erika Gomez, Chief Finance Officer  
Freeman Ensign, Operations Supervisor  
Karen Harberson, Compliance Specialist  
Steve Lang, Chief Operations Officer  
Joshua Olivares-Hernandez, Finance Analyst  
Kevin Panzer, Engineer  
Brian Pen, Water Resources Analyst  
Robert Peng, I.T. Manager  
Alivn Ramos, I.T. Analyst  
Viviana Robles, HR & Risk Manager  
Marissa Turner, Admin. Communications Assistant

Virtual Attendees: Sarah Abney, Woodard & Curran; Kelly Gardner, San Gabriel Basin Watermaster; Ed Hilden, Walnut Valley Water; John Mendoza; Thomas Monk, Walnut Valley Water District; Toby Moore, Golden State Water Company; Stephanie Moreno, Water Quality Authority; Henry Woo, Walnut Valley Water District; Michael, 13107456518

In person attendees: John Bellah, Rowland Water District; Tom Coleman, Rowland Water District; Chris Diggs, City of Pomona; Tony Lima, Rowland Water District; Jared Macias, Walnut Valley Water District; Dusty Moisio, Rowland Water District; Sherry Shaw, Walnut Valley Water District

3. FLAG SALUTE

President Ti led the flag salute.

4. DIRECTOR REMOTE PARTICIPATION PURSUANT TO SB 707 - Notification Due to Just Cause

All Directors attended the board meeting in person.

5. AGENDA REORDER/ADDITIONS

No reorder or additions to the agenda were requested.

6. PUBLIC COMMENT

President Ti opened public comment and there was none.

7. PRESENTATION

A. PROCLAMATION RECOGNIZING GOVERNMENT FINANCE PROFESSIONALS WEEK

Chief Finance Officer Gomez recognized Government Finance Professionals Week, an initiative established by the California Society of Municipal Finance Officers and observed during the last week of March. It highlights the critical role of public finance professionals in maintaining the District's financial health through budgeting, long-term planning, and responsible management of public funds. General Manager Litchfield expressed appreciation to the Finance team for their professionalism in handling the District's finances.

8. CONSENT CALENDAR

The Board of Directors approved consent calendar items 8.A – 8.H: (8.A) Receive, Approve, and File Minutes – February 4 and February 18, 2026; (8.B) Receive, Approve, and File Financial Reports and Investment Update, February 2026; (8.C) Imported Water Sales, February 2026; (8.D) Miramar Operations Report, February 2026; (8.E) Approve Director Expense Reports, February 2026; (8.F) Consider Appointment to the Saan Gabriel Valley Economic Partnership Board of Directors; (8.G) Approve Salary Schedule Effective July 1, 2026; (8.H) Adopt Proclamation Recognizing Government Finance Professionals Week.

Director Kuhn inquired about a \$195,000 item on the warrant list described as a purchase of water rights from the City of La Verne. Staff clarified that the item was mischaracterized

and represents a lease of groundwater pumping rights for the current year, consistent with agreements used by other agencies.

Moved: Director Roberto                      Second: Director Kuhn  
 Ayes: De Jesus, Hanlon, Kuhn, Marquez, Roberto, Ti  
 Noes:  
 Abstain:  
 Absent: Goytia  
 Motion No. 26-03-5555 Approval of Consent Calendar Items 8.A – 8.H  
 Motion passed 6-0-0-1

## 9. REPORTS

### A. MWD UPDATE

Director De Jesus reported that there were no significant changes since the prior report, with ongoing negotiations related to the Colorado River and no new developments at this time. MWD staff continues to work through budget planning and will present updated scenarios based on Board input at the upcoming workshop.

### B. WATER SUPPLY UPDATE

General Manager Litchfield reported that the State Water Project allocation remains at 30%, with potential for an increase in April depending on future conditions. Despite recent dry weather, MWD remains in a balanced position from a storage standpoint, and the District is well-positioned for the year even if allocations do not change.

## 10. DIRECTORS' / GENERAL MANAGER'S ORAL REPORTS

General Manager Litchfield provided an update on Los Angeles County recharge efforts and the Golden Mussel response, noting that recharge activities are expected to begin this month in the canyon basins and in the City of Azusa. Progress has been made on the Golden Mussel control plan and has been submitted to the State and LA County Public Works, with ongoing coordination and the goal of having facilities ready for recharge operations by the fall. Additionally, the Miramar Treatment Plant annual shutdown was completed, and the plant has returned to near full operational capacity.

Director Roberto thanked those in attendance at the Special Districts Association mixer and appreciates their support.

**11. CLOSED SESSION**

The Board convened into closed session at 8:12 a.m. to discuss the following items. Director Goytia was present for closed session.

**A. CONFERENCE WITH LEGAL COUNSEL – EXISTING LITIGATION [Government Code Section 54956.9(d)(1)]**

Name of Case: Chino Basin Municipal Water District v. City of Chino, et al., San Bernardino County Superior Court Case No. RCV RS 51010

**B. CONFERENCE WITH REAL PROPERTY NEGOTIATORS [Government Code Section 54956.8]**

Property: DD64045-01-01, North of Rte. 210 Fwy., East of Padua Ave., Claremont, California  
District Negotiator: Matthew Litchfield, General Manager  
Negotiating Parties: State of California Department of Transportation  
Under Negotiation: Purchase and Sale Agreement

**C. CONFERENCE WITH REAL PROPERTY NEGOTIATORS [Government Code Section 54956.8]**

Property: 1021 E. Miramar Avenue, Well No. 3, Claremont, California  
District Negotiator: Matthew Litchfield, General Manager  
Negotiating Parties: Golden State Water Company  
Under Negotiation: Price and Terms of Acquisition

The Board convened out of closed session at 9:01 a.m. Legal Counsel Kennedy stated that no reportable action was taken on any of the listed items.

**12. FUTURE AGENDA ITEMS**

No future agenda items were requested.

**13. ADJOURNMENT AND NEXT MEETING**

President Ti adjourned the meeting at 9:02 a.m. to the next regular board meeting scheduled for Wednesday, April 1, 2026.

---


Mike Ti  
*President, Board of Directors*

---

Recorded by: Nadia Aguirre  
Executive Board Secretary

DRAFT

**BOARD INFORMATION****BOARD OF DIRECTORS  
STAFF REPORT**

**To:** TVMWD Board of Directors  
**From:** Matthew H. Litchfield, General Manager   
**Date:** April 15, 2026  
**Subject:** Change in Cash and Cash Equivalents Report

**Staff Recommendation**

No Action Necessary – Informational Item Only

**Discussion**

Attached for review is the Change in Cash and Cash Equivalents Report for the period ending March 31, 2026.

The Change in Cash and Cash Equivalents reports cash receipts, cash payments, and net changes in cash resulting from operations, investing, and financing activities. This report demonstrates where the cash came from, how the cash was used, and how much the change in cash was during the month.

**Fiscal Impact**

None

**Environmental Impact**

None

**Strategic Plan Objective(s)**

2.1 – Financial Stability

**Attachment(s)**

Exhibit A – Change in Cash and Cash Equivalents Report

Meeting History  
None

NA/BA






## CHANGE IN CASH AND CASH EQUIVALENTS REPORT

March 1 through March 31, 2026

		<u>CASH</u>	<u>CASH EQUIVALENTS</u>
SUMMARY 03/31/2026			
Petty Cash		6,000.00	
Local Agency Investment Fund			5,328,122.17
California Asset Management Program (CAMP)			3,003,644.92
General Checking		763,194.85	
		<u>763,194.85</u>	
<b>TOTAL CASH IN BANKS &amp; ON HAND</b>		<b><u>\$ 769,194.85</u></b>	<b><u>\$ 8,331,767.09</u></b>
TOTAL CASH IN BANKS & ON HAND	03/31/26	769,194.85	8,331,767.09
TOTAL CASH IN BANKS & ON HAND	02/28/26	1,398,084.46	7,622,116.63
		<u><b><i>PERIOD INCREASE/(DECREASE)</i></b></u>	<u><b><i>PERIOD INCREASE/(DECREASE)</i></b></u>
		<u><b><i>\$ (628,889.61)</i></b></u>	<u><b><i>\$ 709,650.46</i></b></u>
CHANGE IN CASH POSITION DUE TO:			
Water Sales/Charges Revenue		5,228,146.13	
Subvention/RTS Standby Charge Revenue		10,037.39	
Hydroelectric Revenue			
Other Revenue		20,435.82	
Investment Xfer From Chandler Asset Mgt			
LAIF Quarterly Interest			
California Asset Mgmt Program Interest			9,650.46
Transfer to/from CAMP			
Transfer to/from LAIF			700,000.00
	INFLOWS	<u>5,258,619.34</u>	<u>709,650.46</u>
Expenditures		(5,083,715.88)	
Current Month Outstanding Payables		83,220.91	
Prior Month Cleared Payables		(183,489.91)	
Bank/FSA Svc Fees			
HRA/HSA/FSA/Dependent Care Payment		(3,524.07)	
CalPERS Unfunded Liability /1959 Survivor Ben			
PARS Pension Trust			
Investment Xfer to Chandler Asset Mgt			
Transfer to/from CAMP			
Transfer to/from LAIF		(700,000.00)	
	OUTFLOWS	<u>(5,887,508.95)</u>	<u>-</u>
		<u><b><i>PERIOD INCREASE/(DECREASE)</i></b></u>	<u><b><i>PERIOD INCREASE/(DECREASE)</i></b></u>
		<u><b><i>\$ -</i></b></u>	<u><b><i>\$ -</i></b></u>

**BOARD ACTION****BOARD OF DIRECTORS  
STAFF REPORT**

**To:** TVMWD Board of Directors

**From:** Matthew H. Litchfield, General Manager 

**Date:** April 15, 2026

**Subject:** Investment Portfolio Performance and Compliance Summary – March 2026

**Staff Recommendation**

Staff recommends that the Board receive and file the Investment Portfolio Performance and Compliance Summary for the month ended March 31, 2026.

**Discussion**

As of March 31, 2026, the District's investment portfolio totaled approximately \$14.20 million (book value) with a market value of \$14.22 million and an overall book yield of 3.67%. The portfolio includes securities managed by Chandler Asset Management, balances held in the Local Agency Investment Fund (LAIF) and the California Asset Management Program (CAMP), and operating cash held in District bank accounts.

The Chandler-managed portion of the portfolio totaled approximately \$4.96 million (book value) with a book yield of 4.01%. The portfolio is diversified across permitted investment types including U.S. Treasuries, federal agencies, corporate securities, and other high-grade instruments consistent with the District's investment policy. The Chandler portfolio generated a 4.23% one-year total return, compared to 3.87% for its benchmark. Yield reflects the income rate generated by the portfolio, while total return includes both income and changes in market value over time. Because the District generally holds securities to maturity, investment income rather than short-term market value changes is the primary driver of portfolio earnings.

The District also maintains liquid balances in pooled investment programs and operating accounts. As of March 31, 2026, the District held approximately \$5.32 million in LAIF, \$3.0 million in CAMP, and \$907,000 in operating cash and petty cash, providing liquidity for operational and capital needs.

This report is provided in accordance with California Government Code Section 53646, which requires periodic reporting to the governing body on the status of the District's investment portfolio. The District's investment portfolio remains in compliance with California Government Code Sections 53600 et seq. and the District's adopted Investment Policy. Consistent with the statutory priorities of safety, liquidity, and yield, the portfolio is structured to preserve capital, maintain sufficient liquidity to meet operational and capital funding needs, and generate stable investment income. Based on current balances and projected expenditures, the portfolio provides sufficient liquidity to meet the District's anticipated cash flow requirements for the next six months.

**Fiscal Impact**

There is no direct fiscal impact associated with receiving and filing this report. The report is informational only.

**Environmental Impact**

None

**Strategic Plan Objective(s)**

2.2 – Accountability

**Attachment(s)**

Exhibit A – Consolidated Listing of Investment Portfolio – March 31, 2026

Exhibit B – Chandler Asset Management Investment Portfolio Detail – March 31, 2026

**Meeting History**

None

NA/EG



**THREE VALLEYS MUNICIPAL WATER DISTRICT**  
**CONSOLIDATED LISTING OF INVESTMENT PORTFOLIO**  
 March 31, 2026

ITEM	BOOK YIELD	BOOK VALUE	PAR VALUE	MARKET VALUE
Chandler Asset Management				
ABS - Asset Backed Securities	4.54%	188,184.86	188,198.11	188,544.66
Bonds - Agency	4.35%	527,363.34	525,000.00	533,851.32
Cash	0.00%	114.61	114.61	114.61
Commercial Paper	0.00%		0.00	0.00
FDIC Insured US Corporate	0.00%		0.00	0.00
CMO - Collateralized Mortgage Obligation	4.66%	230,542.62	240,000.00	231,634.09
Money Market Fund	3.28%	18,177.11	18,177.11	18,177.11
Supranational	3.55%	278,762.06	280,000.00	280,743.10
US Corporate	4.18%	1,268,449.29	1,270,000.00	1,271,268.62
US Treasury	3.80%	2,453,256.37	2,465,000.00	2,456,498.07
	<b>4.01%</b>	<b>4,964,850.26</b>	<b>4,986,489.83</b>	<b>4,980,831.58</b>
Local Agency Invest Fund TVMWD	3.83%	5,328,122.17	5,328,122.17	5,328,122.17
California Asset Management Program	3.80%	3,003,644.92	3,003,644.92	3,003,644.92
<b>Reserve Fund</b>		<b>\$ 13,296,617.35</b>	<b>\$ 13,318,256.92</b>	<b>\$ 13,312,598.67</b>
Checking (Citizens)	0.55%	901,295.85	901,295.85	901,295.85
Petty Cash Fund	0.00%	6,000.00	6,000.00	6,000.00
<b>Working Cash</b>		<b>\$ 907,295.85</b>	<b>\$ 907,295.85</b>	<b>\$ 907,295.85</b>
<b>TOTAL PORTFOLIO</b>	<b>3.67%</b>	<b>\$ 14,203,913.20</b>	<b>\$ 14,225,552.77</b>	<b>\$ 14,219,894.52</b>

I certify that this report accurately reflects all investments of Three Valleys Municipal Water District and that all investments and this report are in conformity with Sections 53600 et seq of the California Government Code and the District's annual statement of investment policy (Resolution 25-06-1009). The District's investment program herein shown provides sufficient cash flow and liquidity to meet all budgeted expenditures for the next six months.

\_\_\_\_\_  
 MATTHEW H. LITCHFIELD, General Manager/Assistant Treasurer



# MONTHLY ACCOUNT STATEMENT

---

Three Valleys Municipal Water District | Account #10065 | As of March 31, 2026

**CHANDLER ASSET MANAGEMENT** | [chandlerasset.com](http://chandlerasset.com)

**Chandler Team:**

For questions about your account, please call (800) 317-4747,  
or contact [clientservice@chandlerasset.com](mailto:clientservice@chandlerasset.com)

**Custodian:**

US Bank



## PORTFOLIO SUMMARY

Three Valleys Municipal Water District | Account #10065 | As of March 31, 2026

### Portfolio Characteristics

Average Modified Duration	2.52
Average Coupon	3.77%
Average Purchase YTM	4.01%
Average Market YTM	3.99%
Average Credit Quality*	AA
Average Final Maturity	2.87
Average Life	2.76

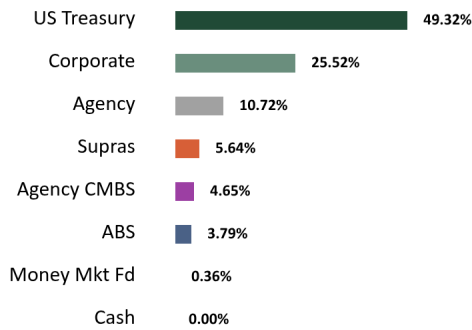
### Account Summary

	End Values as of 02/28/2026	End Values as of 03/31/2026
Market Value	5,013,822.61	4,980,831.58
Accrued Interest	43,511.59	39,629.32
<b>Total Market Value</b>	<b>5,057,334.20</b>	<b>5,020,460.90</b>
Income Earned	20,180.54	21,179.35
Cont/WD	0.00	0.00
Par	4,966,452.99	4,986,489.83
Book Value	4,944,710.24	4,964,850.26
Cost Value	4,916,132.73	4,938,532.71

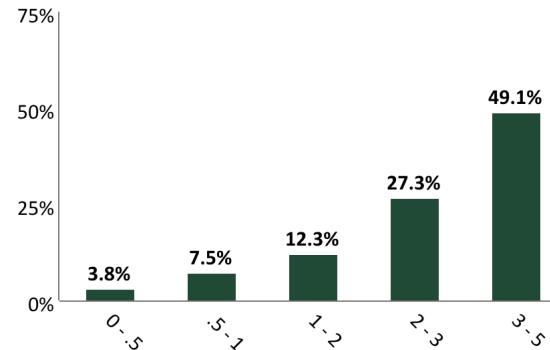
### Top Issuers

United States	49.32%
Federal Home Loan Banks	6.03%
Farm Credit System	4.69%
Federal Home Loan Mortgage Corp	4.65%
Inter-American Development Bank	2.42%
International Bank for Recon and Dev	2.41%
Deere & Company	1.78%
Berkshire Hathaway Inc.	1.78%

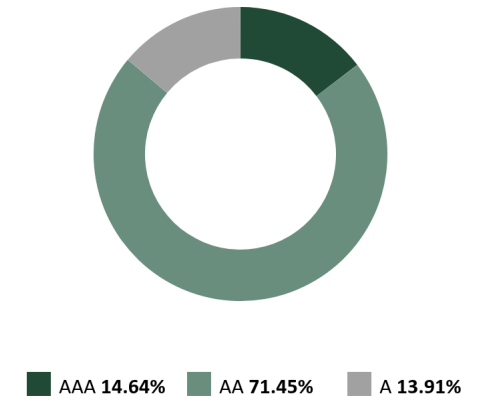
### Sector Allocation



### Maturity Distribution



### Credit Quality\*



### Performance Review

Total Rate of Return**	1M	3M	YTD	1YR	2YRS	3YRS	5YRS	10YRS	Since Inception (05/01/09)
Three Valleys Municipal WD	(0.72%)	0.27%	0.27%	4.23%	4.95%	4.36%	1.88%	2.04%	2.05%
Benchmark Return	(0.75%)	0.20%	0.20%	3.87%	4.68%	3.93%	1.49%	1.70%	1.72%

\*The average credit quality is a weighted average calculation of the highest of S&P, Moody's and Fitch.

\*\*Periods over 1 year are annualized.

Benchmark: ICE BofA 1-5 Year Unsubordinated US Treasury & Agency Index

## STATEMENT OF COMPLIANCE

Three Valleys Municipal Water District | Account #10065 | As of March 31, 2026

Rules Name	Limit	Actual	Compliance Status	Notes
<b>AGENCY MORTGAGE SECURITIES</b>				
Max % (MV)	20.0	4.7	Compliant	
Max Maturity (Years)	5.0	4.1	Compliant	
Min Rating (AA- by 1)	0.0	0.0	Compliant	
<b>ASSET-BACKED SECURITIES (ABS)</b>				
Max % (MV; Non Agency ABS & MBS)	20.0	3.8	Compliant	
Max % Issuer (MV)	5.0	0.6	Compliant	
Max Maturity (Years)	5	4	Compliant	
Min Rating (AA- by 1)	0.0	0.0	Compliant	
<b>BANKERS' ACCEPTANCES</b>				
Max % (MV)	40.0	0.0	Compliant	
Max % Issuer (MV)	5.0	0.0	Compliant	
Max Maturity (Days)	180	0.0	Compliant	
Min Rating (A- by 1)	0.0	0.0	Compliant	
<b>COMMERCIAL PAPER</b>				
Max % (MV)	25.0	0.0	Compliant	
Max % Issuer (MV)	5.0	0.0	Compliant	
Max Maturity (Days)	270	0.0	Compliant	
Min Rating (A-1 by 1)	0.0	0.0	Compliant	
<b>CORPORATE MEDIUM TERM NOTES</b>				
Max % (MV)	30.0	25.5	Compliant	
Max % Issuer (MV)	5.0	1.8	Compliant	
Max Maturity (Years)	5	4	Compliant	
Min Rating (A- by 1)	0.0	0.0	Compliant	
<b>FEDERAL AGENCIES</b>				
Max % (MV)	100.0	10.7	Compliant	
Max Maturity (Years)	5	3	Compliant	
<b>LOCAL AGENCY INVESTMENT FUND (LAIF)</b>				
Max Concentration (MV)	75.0	0.0	Compliant	
<b>MONEY MARKET MUTUAL FUNDS</b>				
Max % (MV)	20.0	0.4	Compliant	
Max % Issuer (MV)	20.0	0.4	Compliant	
Min Rating (AAA by 2)	0.0	0.0	Compliant	
<b>MORTGAGE-BACKED SECURITIES (NON-AGENCY)</b>				

## STATEMENT OF COMPLIANCE

Three Valleys Municipal Water District | Account #10065 | As of March 31, 2026

Rules Name	Limit	Actual	Compliance Status	Notes
Max % (MV)	20.0	0.0	Compliant	
Max % Issuer (MV)	5.0	0.0	Compliant	
Max Maturity (Years)	5.0	0.0	Compliant	
Min Rating (AA- by 1)	0.0	0.0	Compliant	
<b>MUNICIPAL SECURITIES (CA, LOCAL AGENCY)</b>				
Max % (MV)	100.0	0.0	Compliant	
Max % Issuer (MV)	5.0	0.0	Compliant	
Max Maturity (Years)	5.0	0.0	Compliant	
<b>NEGOTIABLE CERTIFICATES OF DEPOSIT (NCD)</b>				
Max % (MV)	30.0	0.0	Compliant	
Max % Issuer (MV)	5.0	0.0	Compliant	
Max Maturity (Years)	5	0.0	Compliant	
Min Rating (A- by 1)	0.0	0.0	Compliant	
<b>SUPRANATIONAL OBLIGATIONS</b>				
Max % (MV)	30.0	5.6	Compliant	
Max % Issuer (MV)	10.0	2.4	Compliant	
Max Maturity (Years)	5	3	Compliant	
Min Rating (AA- by 1)	0.0	0.0	Compliant	
<b>TIME DEPOSITS/CERTIFICATES OF DEPOSIT</b>				
Max % Issuer (MV)	5.0	0.0	Compliant	
Max Maturity (Years)	5.0	0.0	Compliant	
<b>U.S. TREASURIES</b>				
Max % (MV)	100.0	49.3	Compliant	
Max Maturity (Years)	5	4	Compliant	

## RECONCILIATION SUMMARY

Three Valleys Municipal Water District | Account #10065 | As of March 31, 2026

### Maturities / Calls

Month to Date	(55,741.95)
Fiscal Year to Date	(150,741.95)

### Principal Paydowns

Month to Date	(3,091.59)
Fiscal Year to Date	(28,053.10)

### Purchases

Month to Date	272,333.98
Fiscal Year to Date	1,458,459.27

### Sales

Month to Date	(189,921.56)
Fiscal Year to Date	(1,156,678.38)

### Interest Received

Month to Date	25,067.31
Fiscal Year to Date	129,694.86

### Purchased / Sold Interest

Month to Date	(880.44)
Fiscal Year to Date	(1,308.42)

### Accrual Activity Summary

	Month to Date	Fiscal Year to Date (07/01/2025)
Beginning Book Value	4,944,710.24	4,843,140.74
Maturities/Calls	(55,741.95)	(150,741.95)
Principal Paydowns	(3,091.59)	(28,053.10)
Purchases	272,333.98	1,458,459.27
Sales	(189,921.56)	(1,156,678.38)
Change in Cash, Payables, Receivables	(4,588.68)	58.39
Amortization/Accretion	874.74	7,870.96
Realized Gain (Loss)	275.08	(9,205.67)
Ending Book Value	4,964,850.26	4,964,850.26

### Fair Market Activity Summary

	Month to Date	Fiscal Year to Date (07/01/2025)
Beginning Market Value	5,013,822.61	4,857,616.18
Maturities/Calls	(55,741.95)	(150,741.95)
Principal Paydowns	(3,091.59)	(28,053.10)
Purchases	272,333.98	1,458,459.27
Sales	(189,921.56)	(1,156,678.38)
Change in Cash, Payables, Receivables	(4,588.68)	58.39
Amortization/Accretion	874.74	7,870.96
Change in Net Unrealized Gain (Loss)	(53,131.06)	1,505.88
Realized Gain (Loss)	275.08	(9,205.67)
Ending Market Value	4,980,831.58	4,980,831.58



**HOLDINGS REPORT**

Three Valleys Municipal Water District | Account #10065 | As of March 31, 2026

Cusip	Security Description	Par Value/ Units	Purchase Date Purchase Yield	Cost Value Book Value	Mkt Price Mkt YTM	Market Value Accrued Int.	% of Port. Gain/Loss	Moody's/ S&P/ Fitch	Maturity Duration
<b>ABS</b>									
47800AAC4	JDOT 2022-B A3 3.74 02/16/2027	14.89	07/12/2022 3.77%	14.89 14.89	99.98 4.24%	14.89 0.02	0.00% (0.00)	Aaa/NA AAA	0.88 0.04
47800BAC2	JDOT 2022-C A3 5.09 06/15/2027	4,259.78	10/12/2022 3.29%	4,259.45 4,259.70	100.09 4.39%	4,263.68 9.64	0.09% 3.98	Aaa/NA AAA	1.21 0.09
05594HAD5	BMWLT 2025-2 A3 3.97 09/25/2028	25,000.00	10/08/2025 4.32%	24,999.93 24,999.94	99.87 4.11%	24,966.25 16.54	0.50% (33.69)	NA/AAA AAA	2.49 1.26
43813YAC6	HAROT 2024-3 A3 4.57 03/21/2029	28,923.44	08/09/2024 4.66%	28,918.90 28,920.50	100.36 4.13%	29,026.64 36.72	0.58% 106.14	Aaa/NA AAA	2.97 0.72
58768YAD7	MBALT 2025-A A3 4.61 04/16/2029	25,000.00	05/14/2025 4.66%	24,996.95 24,997.62	100.72 4.21%	25,181.10 51.22	0.51% 183.48	NA/AAA AAA	3.04 1.61
89239TAD4	TAOT 2024-D A3 4.4 06/15/2029	15,000.00	10/10/2024 4.51%	14,999.16 14,999.42	100.36 4.05%	15,054.69 29.33	0.30% 55.27	Aaa/AAA NA	3.21 0.93
34535VAD6	FORDO 2024-D A3 4.61 08/15/2029	30,000.00	11/19/2024 4.66%	29,999.04 29,999.32	100.61 4.14%	30,184.32 61.47	0.61% 185.00	Aaa/NA AAA	3.38 1.19
44935CAD3	HART 2025-A A3 4.32 10/15/2029	30,000.00	03/04/2025 4.84%	29,995.58 29,996.60	100.23 4.17%	30,070.14 57.60	0.60% 73.54	NA/AAA AAA	3.54 1.25
89231GAD0	TAOT 2025-D A3 3.84 06/17/2030	30,000.00	10/15/2025 4.27%	29,996.55 29,996.88	99.28 4.27%	29,782.95 51.20	0.60% (213.93)	NA/AAA AAA	4.21 1.81
<b>Total ABS</b>		<b>188,198.11</b>	<b>4.54%</b>	<b>188,180.45</b> <b>188,184.86</b>	<b>100.19</b> <b>4.17%</b>	<b>188,544.66</b> <b>313.74</b>	<b>3.79%</b> <b>359.80</b>		<b>3.25</b> <b>1.25</b>
<b>AGENCY</b>									
3130ATS57	FEDERAL HOME LOAN BANKS 4.5 03/10/2028	60,000.00	04/06/2023 3.51%	62,670.00 61,054.03	101.21 3.84%	60,727.86 157.50	1.22% (326.17)	Aa1/AA+ AA+	1.94 1.84
3130AWTR1	FEDERAL HOME LOAN BANKS 4.375 09/08/2028	100,000.00	09/12/2023 4.49%	99,493.50 99,752.17	101.29 3.81%	101,292.70 279.51	2.03% 1,540.53	Aa1/AA+ AA+	2.44 2.29
3133EPWK7	FEDERAL FARM CREDIT BANKS FUNDING CORP 4.5 09/22/2028	130,000.00	09/27/2023 4.76%	128,515.40 129,262.18	101.55 3.84%	132,017.99 146.25	2.65% 2,755.81	Aa1/AA+ AA+	2.48 2.32
3133EPC45	FEDERAL FARM CREDIT BANKS FUNDING CORP 4.625 11/13/2028	100,000.00	11/27/2023 4.46%	100,716.00 100,378.15	101.73 3.92%	101,732.40 1,772.92	2.04% 1,354.25	Aa1/AA+ AA+	2.62 2.41
3130AXQK7	FEDERAL HOME LOAN BANKS 4.75 12/08/2028	80,000.00	-- 4.03%	82,524.30 81,388.84	102.29 3.84%	81,830.00 1,192.78	1.64% 441.16	Aa1/AA+ AA+	2.69 2.47
3130B1BC0	FEDERAL HOME LOAN BANKS 4.625 06/08/2029	55,000.00	06/18/2024 4.29%	55,822.80 55,527.97	102.27 3.86%	56,250.37 798.45	1.13% 722.40	Aa1/AA+ AA+	3.19 2.90

## HOLDINGS REPORT

Three Valleys Municipal Water District | Account #10065 | As of March 31, 2026

Cusip	Security Description	Par Value/ Units	Purchase Date Purchase Yield	Cost Value Book Value	Mkt Price Mkt YTM	Market Value Accrued Int.	% of Port. Gain/Loss	Moody's/ S&P/ Fitch	Maturity Duration
<b>Total Agency</b>		<b>525,000.00</b>	<b>4.35%</b>	<b>529,742.00</b> <b>527,363.34</b>	<b>101.69</b> <b>3.85%</b>	<b>533,851.32</b> <b>4,347.41</b>	<b>10.72%</b> <b>6,487.98</b>		<b>2.55</b> <b>2.36</b>
<b>AGENCY CMBS</b>									
3137FETN0	FHMS K-073 A2 3.35 01/25/2028	50,000.00	07/10/2023 4.75%	47,339.84 48,957.44	98.74 4.02%	49,368.30 139.58	0.99% 410.86	Aa1/AA+ AAA	1.82 1.63
3137FG6X8	FHMS K-077 A2 3.85 05/25/2028	90,000.00	05/24/2023 4.65%	88,347.66 89,300.65	99.37 4.07%	89,432.19 288.75	1.80% 131.54	Aa1/AA+ AAA	2.15 1.95
3137H4BY5	FHMS K-746 A2 2.031 09/25/2028	50,000.00	10/26/2023 5.31%	43,060.55 46,528.31	95.13 4.11%	47,566.70 84.63	0.95% 1,038.39	Aa1/AA+ AAA	2.49 2.33
3137FTFY8	FHMS K-109 A2 1.558 04/25/2030	50,000.00	12/16/2025 3.89%	45,457.03 45,756.22	90.53 4.16%	45,266.90 64.92	0.91% (489.32)	Aa1/AA+ AAA	4.07 3.76
<b>Total Agency CMBS</b>		<b>240,000.00</b>	<b>4.66%</b>	<b>224,205.08</b> <b>230,542.62</b>	<b>96.64</b> <b>4.09%</b>	<b>231,634.09</b> <b>577.88</b>	<b>4.65%</b> <b>1,091.47</b>		<b>2.52</b> <b>2.31</b>
<b>CASH</b>									
CCYUSD	Receivable	114.61	--	114.61 114.61	1.00	114.61 0.00	0.00% 0.00	Aaa/AAA AAA	0.00 0.00
<b>Total Cash</b>		<b>114.61</b>		<b>114.61</b> <b>114.61</b>	<b>1.00</b>	<b>114.61</b> <b>0.00</b>	<b>0.00%</b> <b>0.00</b>		<b>0.00</b> <b>0.00</b>
<b>CORPORATE</b>									
023135BX3	AMAZON.COM INC 1.0 05/12/2026	25,000.00	05/26/2021 0.97%	25,040.25 25,000.25	99.65 4.11%	24,911.33 96.53	0.50% (88.92)	A1/AA AA-	0.11 0.11
931142ERO	WALMART INC 1.05 09/17/2026	10,000.00	09/08/2021 1.09%	9,981.10 9,998.25	98.68 3.96%	9,867.94 4.08	0.20% (130.31)	Aa2/AA AA	0.47 0.45
24422EVW6	JOHN DEERE CAPITAL CORP 1.3 10/13/2026	90,000.00	04/21/2022 3.29%	82,534.50 89,107.98	98.55 4.07%	88,696.17 546.00	1.78% (411.81)	A1/A A+	0.54 0.52
87612EBM7	TARGET CORP 1.95 01/15/2027	25,000.00	01/19/2022 1.99%	24,957.50 24,993.24	98.43 3.99%	24,607.75 102.92	0.49% (385.49)	A2/A A	0.79 0.77
084664CZ2	BERKSHIRE HATHAWAY FINANCE CORP 2.3 03/15/2027	90,000.00	-- 2.70%	88,360.10 89,680.62	98.45 3.97%	88,605.27 92.00	1.78% (1,075.35)	Aa2/AA A+	0.96 0.93
09247XAN1	BLACKROCK FINANCE INC 3.2 03/15/2027	85,000.00	04/25/2022 3.40%	84,219.70 84,847.70	99.20 4.06%	84,323.66 120.89	1.69% (524.05)	Aa3/AA- NA	0.96 0.93
023135CF1	AMAZON.COM INC 3.3 04/13/2027	30,000.00	04/11/2022 3.34%	29,938.20 29,987.24	99.25 4.05%	29,773.95 462.00	0.60% (213.29)	A1/AA AA-	1.04 0.99

## HOLDINGS REPORT

Three Valleys Municipal Water District | Account #10065 | As of March 31, 2026

Cusip	Security Description	Par Value/ Units	Purchase Date Purchase Yield	Cost Value Book Value	Mkt Price Mkt YTM	Market Value Accrued Int.	% of Port. Gain/Loss	Moody's/ S&P/ Fitch	Maturity Duration
665859AW4	NORTHERN TRUST CORP 4.0 05/10/2027	70,000.00	09/28/2022 4.70%	67,975.60 69,514.05	99.88 4.11%	69,916.42 1,096.67	1.40% 402.37	A2/A+ A+	1.11 1.06
037833ET3	APPLE INC 4.0 05/10/2028	10,000.00	05/08/2023 4.04%	9,980.70 9,991.87	100.12 3.94%	10,011.92 156.67	0.20% 20.05	Aaa/AA+ NA	2.11 1.90
341081GN1	FLORIDA POWER & LIGHT CO 4.4 05/15/2028	60,000.00	06/15/2023 4.69%	59,248.80 59,674.94	100.40 4.20%	60,240.42 997.33	1.21% 565.48	Aa2/A+ AA-	2.12 1.83
58933YBH7	MERCK & CO INC 4.05 05/17/2028	15,000.00	05/08/2023 4.07%	14,987.85 14,994.83	100.12 3.99%	15,017.60 226.13	0.30% 22.76	Aa3/A+ NA	2.13 1.92
74340XCG4	PROLOGIS LP 4.875 06/15/2028	60,000.00	09/27/2023 5.59%	58,248.00 59,179.48	101.18 4.31%	60,707.16 861.25	1.22% 1,527.68	A2/A NA	2.21 1.97
69371RS80	PACCAR FINANCIAL CORP 4.6 01/31/2029	60,000.00	01/24/2024 4.64%	59,902.20 59,944.54	101.46 4.05%	60,876.60 467.67	1.22% 932.06	A1/A+ NA	2.84 2.62
06051GHG7	BANK OF AMERICA CORP 3.97 03/05/2029	45,000.00	03/25/2024 5.20%	43,054.64 44,048.27	99.09 4.66%	44,591.81 129.03	0.90% 543.53	A1/A- AA-	2.93 1.83
89115A2Y7	TORONTO-DOMINION BANK 4.994 04/05/2029	55,000.00	07/08/2024 4.99%	54,997.80 54,998.60	101.61 4.42%	55,886.16 1,342.83	1.12% 887.56	A2/A- AA-	3.01 2.71
46647PAX4	JPMORGAN CHASE & CO 4.452 12/05/2029	70,000.00	12/09/2024 4.72%	69,325.20 69,546.27	100.12 4.63%	70,083.65 1,004.17	1.41% 537.38	A1/A AA-	3.68 2.47
91324PFG2	UNITEDHEALTH GROUP INC 4.8 01/15/2030	60,000.00	01/28/2025 4.84%	59,883.60 59,911.03	101.19 4.45%	60,716.76 608.00	1.22% 805.73	A2/A+ A	3.79 3.33
63743HFX5	NATIONAL RURAL UTILITIES COOPERATIVE FINANCE CORP 4.95 02/07/2030	60,000.00	-- 4.87%	60,186.20 60,154.75	101.74 4.45%	61,041.36 445.50	1.23% 886.61	A2/NA A	3.86 3.39
756109BR4	REALTY INCOME CORP 4.85 03/15/2030	60,000.00	07/14/2025 4.53%	60,778.20 60,655.20	101.19 4.52%	60,714.18 129.33	1.22% 58.98	A3/A- NA	3.96 3.42
571748CA8	MARSH & MCLENNAN COMPANIES INC 4.65 03/15/2030	60,000.00	07/21/2025 4.39%	60,637.20 60,540.61	100.71 4.45%	60,427.92 124.00	1.21% (112.69)	A3/A- A-	3.96 3.50
857477DB6	STATE STREET CORP 4.834 04/24/2030	60,000.00	06/23/2025 4.49%	60,872.40 60,731.02	101.57 4.41%	60,943.98 1,264.90	1.22% 212.96	Aa3/A AA-	4.07 3.52
06051GHV4	BANK OF AMERICA CORP 3.194 07/23/2030	25,000.00	08/25/2025 4.61%	23,959.50 24,086.08	95.91 4.67%	23,976.50 150.83	0.48% (109.58)	A1/A- AA-	4.31 3.08
828807DZ7	SIMON PROPERTY GROUP LP 4.375 10/01/2030	60,000.00	12/08/2025 4.27%	60,261.60 60,244.48	99.43 4.52%	59,659.68 1,618.75	1.20% (584.80)	A3/A NA	4.50 4.04
89236TPH2	TOYOTA MOTOR CREDIT CORP 4.2 01/10/2031	25,000.00	01/07/2026 4.21%	24,992.25 24,992.59	98.62 4.52%	24,655.55 230.42	0.50% (337.04)	A1/A+ A+	4.78 4.24

## HOLDINGS REPORT

Three Valleys Municipal Water District | Account #10065 | As of March 31, 2026

Cusip	Security Description	Par Value/ Units	Purchase Date Purchase Yield	Cost Value Book Value	Mkt Price Mkt YTM	Market Value Accrued Int.	% of Port. Gain/Loss	Moody's/ S&P/ Fitch	Maturity Duration
025816DY2	AMERICAN EXPRESS CO 5.085 01/30/2031	60,000.00	01/29/2026 4.31%	61,696.20 61,625.38	101.69 4.61%	61,014.90 516.98	1.22% (610.48)	A2/A- A	4.84 3.42
<b>Total Corporate</b>		<b>1,270,000.00</b>	<b>4.18%</b>	<b>1,256,019.29</b> <b>1,268,449.29</b>	<b>100.12</b> <b>4.30%</b>	<b>1,271,268.62</b> <b>12,794.85</b>	<b>25.52%</b> <b>2,819.33</b>		<b>2.65</b> <b>2.24</b>

### MONEY MARKET FUND

31846V203	FIRST AMER:GVT OBLG Y	18,177.11	-- 3.28%	18,177.11 18,177.11	1.00 3.28%	18,177.11 0.00	0.36% 0.00	Aaa/ AAAm AAA	0.00 0.00
<b>Total Money Market Fund</b>		<b>18,177.11</b>	<b>3.28%</b>	<b>18,177.11</b> <b>18,177.11</b>	<b>1.00</b> <b>3.28%</b>	<b>18,177.11</b> <b>0.00</b>	<b>0.36%</b> <b>0.00</b>		<b>0.00</b> <b>0.00</b>

### SUPRANATIONAL

4581X0DV7	INTER-AMERICAN DEVELOPMENT BANK 0.875 04/20/2026	60,000.00	04/13/2021 0.97%	59,725.20 59,997.14	99.84 3.84%	59,905.80 234.79	1.20% (91.34)	Aaa/AAA NA	0.05 0.05
459058KT9	INTERNATIONAL BANK FOR RECONSTRUCTION AND DEVELOPM 3.5 07/12/2028	35,000.00	08/25/2023 4.56%	33,397.70 34,249.74	99.32 3.81%	34,760.60 268.82	0.70% 510.86	Aaa/AAA NA	2.28 2.15
45950KDD9	INTERNATIONAL FINANCE CORP 4.5 07/13/2028	40,000.00	07/06/2023 4.53%	39,955.60 39,979.73	101.47 3.82%	40,586.32 390.00	0.81% 606.59	Aaa/AAA NA	2.28 2.14
4581X0EN4	INTER-AMERICAN DEVELOPMENT BANK 4.125 02/15/2029	60,000.00	02/15/2024 4.32%	59,467.20 59,692.66	100.77 3.84%	60,459.78 316.25	1.21% 767.12	Aaa/AAA NA	2.88 2.67
459058LN1	INTERNATIONAL BANK FOR RECONSTRUCTION AND DEVELOPM 3.875 10/16/2029	85,000.00	10/08/2024 3.93%	84,778.15 84,842.79	100.04 3.86%	85,030.60 1,509.60	1.71% 187.81	Aaa/AAA NA	3.54 3.22
<b>Total Supranational</b>		<b>280,000.00</b>	<b>3.55%</b>	<b>277,323.85</b> <b>278,762.06</b>	<b>100.27</b> <b>3.84%</b>	<b>280,743.10</b> <b>2,719.46</b>	<b>5.64%</b> <b>1,981.04</b>		<b>2.32</b> <b>2.14</b>

### US TREASURY

9128282A7	UNITED STATES TREASURY 1.5 08/15/2026	75,000.00	09/16/2021 0.83%	77,434.57 75,184.66	99.15 3.78%	74,364.00 139.85	1.49% (820.66)	Aa1/AA+ AA+	0.38 0.37
91282CEF4	UNITED STATES TREASURY 2.5 03/31/2027	90,000.00	05/25/2022 2.73%	89,050.78 89,804.79	98.83 3.71%	88,942.50 6.15	1.79% (862.29)	Aa1/AA+ AA+	1.00 0.97

## HOLDINGS REPORT

Three Valleys Municipal Water District | Account #10065 | As of March 31, 2026

Cusip	Security Description	Par Value/ Units	Purchase Date Purchase Yield	Cost Value Book Value	Mkt Price Mkt YTM	Market Value Accrued Int.	% of Port. Gain/Loss	Moody's/ S&P/ Fitch	Maturity Duration
91282CET4	UNITED STATES TREASURY 2.625 05/31/2027	150,000.00	06/21/2022 3.38%	144,855.47 148,788.01	98.64 3.82%	147,966.75 1,319.71	2.97% (821.26)	Aa1/AA+ AA+	1.17 1.12
91282CFB2	UNITED STATES TREASURY 2.75 07/31/2027	125,000.00	08/30/2022 3.29%	121,923.83 124,167.12	98.60 3.84%	123,247.13 569.75	2.47% (920.00)	Aa1/AA+ AA+	1.33 1.29
91282CGC9	UNITED STATES TREASURY 3.875 12/31/2027	125,000.00	01/30/2023 3.69%	126,049.80 125,373.72	100.07 3.83%	125,087.88 1,217.63	2.51% (285.84)	Aa1/AA+ AA+	1.75 1.66
91282CHE4	UNITED STATES TREASURY 3.625 05/31/2028	70,000.00	06/15/2023 3.93%	69,042.97 69,581.99	99.61 3.81%	69,723.85 850.48	1.40% 141.86	Aa1/AA+ AA+	2.17 2.04
91282CHQ7	UNITED STATES TREASURY 4.125 07/31/2028	60,000.00	02/10/2025 4.29%	59,690.63 59,791.80	100.69 3.81%	60,412.50 410.22	1.21% 620.70	Aa1/AA+ AA+	2.33 2.19
91282CJW2	UNITED STATES TREASURY 4.0 01/31/2029	90,000.00	02/26/2024 4.31%	88,751.95 89,281.68	100.45 3.83%	90,407.79 596.69	1.82% 1,126.11	Aa1/AA+ AA+	2.84 2.64
91282CKD2	UNITED STATES TREASURY 4.25 02/28/2029	70,000.00	04/22/2024 4.67%	68,747.66 69,248.03	101.15 3.83%	70,803.88 258.70	1.42% 1,555.85	Aa1/AA+ AA+	2.91 2.71
91282CKG5	UNITED STATES TREASURY 4.125 03/31/2029	75,000.00	-- 4.48%	73,827.15 74,284.75	100.83 3.83%	75,624.00 8.45	1.52% 1,339.25	Aa1/AA+ AA+	3.00 2.80
91282CKP5	UNITED STATES TREASURY 4.625 04/30/2029	80,000.00	-- 4.64%	79,950.78 79,970.07	102.27 3.84%	81,812.48 1,553.59	1.64% 1,842.41	Aa1/AA+ AA+	3.08 2.80
91282CKT7	UNITED STATES TREASURY 4.5 05/31/2029	60,000.00	06/27/2024 4.30%	60,532.03 60,342.06	101.94 3.84%	61,162.50 904.95	1.23% 820.44	Aa1/AA+ AA+	3.17 2.89
91282CKX8	UNITED STATES TREASURY 4.25 06/30/2029	55,000.00	07/08/2024 4.23%	55,051.56 55,033.65	101.21 3.85%	55,666.00 587.60	1.12% 632.34	Aa1/AA+ AA+	3.25 2.98
91282CEV9	UNITED STATES TREASURY 3.25 06/30/2029	75,000.00	07/29/2024 4.10%	72,175.78 73,135.01	98.18 3.85%	73,637.70 612.74	1.48% 502.69	Aa1/AA+ AA+	3.25 3.03
91282CLC3	UNITED STATES TREASURY 4.0 07/31/2029	95,000.00	07/29/2024 4.08%	94,654.88 94,769.98	100.45 3.86%	95,423.04 629.83	1.92% 653.05	Aa1/AA+ AA+	3.33 3.08
91282CFJ5	UNITED STATES TREASURY 3.125 08/31/2029	135,000.00	-- 3.50%	132,698.44 133,412.74	97.64 3.87%	131,820.08 366.85	2.65% (1,592.67)	Aa1/AA+ AA+	3.42 3.19
91282CLN9	UNITED STATES TREASURY 3.5 09/30/2029	50,000.00	01/28/2025 4.37%	48,183.59 48,638.49	98.80 3.87%	49,398.45 4.78	0.99% 759.96	Aa1/AA+ AA+	3.50 3.26
91282CLR0	UNITED STATES TREASURY 4.125 10/31/2029	60,000.00	11/19/2024 4.24%	59,707.03 59,787.65	100.82 3.88%	60,492.18 1,039.23	1.21% 704.53	Aa1/AA+ AA+	3.59 3.25
91282CMA6	UNITED STATES TREASURY 4.125 11/30/2029	70,000.00	12/18/2024 4.24%	69,641.80 69,734.57	100.83 3.88%	70,579.67 967.79	1.42% 845.10	Aa1/AA+ AA+	3.67 3.33
91282CMD0	UNITED STATES TREASURY 4.375 12/31/2029	65,000.00	12/30/2024 4.38%	64,972.07 64,979.04	101.69 3.88%	66,099.41 714.87	1.33% 1,120.37	Aa1/AA+ AA+	3.75 3.40

## HOLDINGS REPORT

Three Valleys Municipal Water District | Account #10065 | As of March 31, 2026

Cusip	Security Description	Par Value/ Units	Purchase Date Purchase Yield	Cost Value Book Value	Mkt Price Mkt YTM	Market Value Accrued Int.	% of Port. Gain/Loss	Moody's/ S&P/ Fitch	Maturity Duration
91282CMU2	UNITED STATES TREASURY 4.0 03/31/2030	75,000.00	04/15/2025 3.98%	75,073.24 75,059.08	100.36 3.90%	75,269.55 8.20	1.51% 210.47	Aa1/AA+ AA+	4.00 3.66
91282CMZ1	UNITED STATES TREASURY 3.875 04/30/2030	60,000.00	05/28/2025 4.07%	59,472.66 59,562.75	99.89 3.90%	59,934.36 976.24	1.20% 371.61	Aa1/AA+ AA+	4.08 3.68
91282CHF1	UNITED STATES TREASURY 3.75 05/31/2030	55,000.00	03/10/2026 3.67%	55,176.17 55,173.77	99.39 3.91%	54,664.83 691.28	1.10% (508.94)	Aa1/AA+ AA+	4.17 3.77
91282CNK3	UNITED STATES TREASURY 3.875 06/30/2030	55,000.00	08/25/2025 3.80%	55,178.32 55,156.35	99.85 3.91%	54,916.24 535.76	1.10% (240.11)	Aa1/AA+ AA+	4.25 3.85
91282CNN7	UNITED STATES TREASURY 3.875 07/31/2030	55,000.00	08/25/2025 3.80%	55,182.62 55,160.50	99.83 3.92%	54,907.60 353.25	1.10% (252.90)	Aa1/AA+ AA+	4.33 3.93
91282CNX5	UNITED STATES TREASURY 3.625 08/31/2030	55,000.00	09/22/2025 3.69%	54,849.61 54,865.46	98.77 3.93%	54,325.37 173.37	1.09% (540.09)	Aa1/AA+ AA+	4.42 4.02
91282CPA3	UNITED STATES TREASURY 3.625 09/30/2030	55,000.00	11/13/2025 3.71%	54,793.75 54,809.73	98.75 3.93%	54,314.65 5.45	1.09% (495.09)	Aa1/AA+ AA+	4.50 4.11
91282CPD7	UNITED STATES TREASURY 3.625 10/31/2030	50,000.00	10/30/2025 3.72%	49,787.11 49,804.83	98.71 3.94%	49,353.50 761.05	0.99% (451.33)	Aa1/AA+ AA+	4.59 4.11
91282CPN5	UNITED STATES TREASURY 3.5 11/30/2030	65,000.00	12/08/2025 3.76%	64,248.44 64,295.18	98.16 3.93%	63,804.13 762.50	1.28% (491.05)	Aa1/AA+ AA+	4.67 4.21
91282CIQ5	UNITED STATES TREASURY 3.75 12/31/2030	65,000.00	01/29/2026 3.80%	64,847.66 64,852.83	99.14 3.95%	64,443.93 612.74	1.29% (408.91)	Aa1/AA+ AA+	4.75 4.27
91282CPR6	UNITED STATES TREASURY 3.625 12/31/2030	65,000.00	03/23/2026 3.99%	63,966.60 63,971.34	98.64 3.94%	64,116.39 592.32	1.29% 145.05	Aa1/AA+ AA+	4.75 4.28
91282CJX0	UNITED STATES TREASURY 4.0 01/31/2031	65,000.00	02/10/2026 3.70%	65,891.21 65,867.15	100.20 3.95%	65,132.02 430.94	1.31% (735.13)	Aa1/AA+ AA+	4.84 4.33
91282CQD6	UNITED STATES TREASURY 3.5 02/28/2031	70,000.00	03/10/2026 3.70%	69,360.16 69,367.56	98.06 3.94%	68,643.75 213.04	1.38% (723.81)	Aa1/AA+ AA+	4.91 4.45
<b>Total US Treasury</b>		<b>2,465,000.00</b>	<b>3.80%</b>	<b>2,444,770.32</b> <b>2,453,256.37</b>	<b>99.67</b> <b>3.86%</b>	<b>2,456,498.07</b> <b>18,875.97</b>	<b>49.32%</b> <b>3,241.69</b>		<b>3.14</b> <b>2.88</b>
<b>Total Portfolio</b>		<b>4,986,489.83</b>	<b>4.01%</b>	<b>4,938,532.71</b> <b>4,964,850.26</b>	<b>99.55</b> <b>3.99%</b>	<b>4,980,831.58</b> <b>39,629.32</b>	<b>100.00%</b> <b>15,981.32</b>		<b>2.87</b> <b>2.52</b>
<b>Total Market Value + Accrued</b>						<b>5,020,460.90</b>			

## TRANSACTION LEDGER

Three Valleys Municipal Water District | Account #10065 | As of March 31, 2026

Transaction Type	Settlement Date	CUSIP	Quantity	Security Description	Price	Acq/ Disp Yield	Amount	Interest Pur/ Sold	Total Amount	Gain/Loss
<b>ACQUISITIONS</b>										
Purchase	03/02/2026	31846V203	4,628.13	FIRST AMER:GVT OBLG Y	1.000	3.30%	(4,628.13)	0.00	(4,628.13)	0.00
Purchase	03/03/2026	31846V203	109.53	FIRST AMER:GVT OBLG Y	1.000	3.31%	(109.53)	0.00	(109.53)	0.00
Purchase	03/05/2026	31846V203	893.25	FIRST AMER:GVT OBLG Y	1.000	3.30%	(893.25)	0.00	(893.25)	0.00
Purchase	03/09/2026	31846V203	2,187.50	FIRST AMER:GVT OBLG Y	1.000	3.28%	(2,187.50)	0.00	(2,187.50)	0.00
Purchase	03/10/2026	31846V203	1,350.00	FIRST AMER:GVT OBLG Y	1.000	3.28%	(1,350.00)	0.00	(1,350.00)	0.00
Purchase	03/11/2026	91282CQD6	70,000.00	UNITED STATES TREASURY 3.5 02/28/2031	99.086	3.70%	(69,360.16)	(73.23)	(69,433.39)	0.00
Purchase	03/11/2026	91282CHF1	55,000.00	UNITED STATES TREASURY 3.75 05/31/2030	100.320	3.67%	(55,176.17)	(572.29)	(55,748.46)	0.00
Purchase	03/16/2026	31846V203	63,152.19	FIRST AMER:GVT OBLG Y	1.000	3.28%	(63,152.19)	0.00	(63,152.19)	0.00
Purchase	03/17/2026	31846V203	52.50	FIRST AMER:GVT OBLG Y	1.000	3.29%	(52.50)	0.00	(52.50)	0.00
Purchase	03/23/2026	31846V203	2,925.00	FIRST AMER:GVT OBLG Y	1.000	3.26%	(2,925.00)	0.00	(2,925.00)	0.00
Purchase	03/23/2026	31846V203	1,932.77	FIRST AMER:GVT OBLG Y	1.000	3.26%	(1,932.77)	0.00	(1,932.77)	0.00
Purchase	03/24/2026	91282CPR6	65,000.00	UNITED STATES TREASURY 3.625 12/31/2030	98.410	3.99%	(63,966.60)	(540.25)	(64,506.85)	0.00
Purchase	03/25/2026	31846V203	556.42	FIRST AMER:GVT OBLG Y	1.000	3.27%	(556.42)	0.00	(556.42)	0.00
Purchase	03/31/2026	31846V203	2,000.00	FIRST AMER:GVT OBLG Y	1.000	3.28%	(2,000.00)	0.00	(2,000.00)	0.00
Purchase	03/31/2026	31846V203	4,043.76	FIRST AMER:GVT OBLG Y	1.000	3.28%	(4,043.76)	0.00	(4,043.76)	0.00

**TRANSACTION LEDGER**

Three Valleys Municipal Water District | Account #10065 | As of March 31, 2026

Transaction Type	Settlement Date	CUSIP	Quantity	Security Description	Price	Acq/ Disp Yield	Amount	Interest Pur/ Sold	Total Amount	Gain/Loss
<b>Total Purchase</b>			<b>273,831.05</b>				<b>(272,333.98)</b>	<b>(1,185.77)</b>	<b>(273,519.75)</b>	<b>0.00</b>
<b>TOTAL ACQUISITIONS</b>			<b>273,831.05</b>				<b>(272,333.98)</b>	<b>(1,185.77)</b>	<b>(273,519.75)</b>	<b>0.00</b>
<b>DISPOSITIONS</b>										
Sale	03/02/2026	31846V203	(34.37)	FIRST AMER:GVT OBLG Y	1.000	3.30%	34.37	0.00	34.37	0.00
Sale	03/11/2026	31846V203	(51,068.90)	FIRST AMER:GVT OBLG Y	1.000	3.28%	51,068.90	0.00	51,068.90	0.00
Sale	03/11/2026	91282CDG3	(75,000.00)	UNITED STATES TREASURY 1.125 10/31/2026	98.410	2.16%	73,807.62	(305.33)	74,112.95	(719.11)
Sale	03/12/2026	31846V203	(503.82)	FIRST AMER:GVT OBLG Y	1.000	3.27%	503.82	0.00	503.82	0.00
Sale	03/24/2026	31846V203	(64,506.85)	FIRST AMER:GVT OBLG Y	1.000	3.27%	64,506.85	0.00	64,506.85	0.00
<b>Total Sale</b>			<b>(191,113.94)</b>				<b>189,921.56</b>	<b>(305.33)</b>	<b>190,226.89</b>	<b>(719.11)</b>
<b>TOTAL DISPOSITIONS</b>			<b>(191,113.94)</b>				<b>189,921.56</b>	<b>(305.33)</b>	<b>190,226.89</b>	<b>(719.11)</b>
<b>OTHER TRANSACTIONS</b>										
Call Redemption	03/16/2026	438516CL8	(55,000.00)	HONEYWELL INTERNATIONAL INC 4.25 01/15/2029	101.349	4.43%	55,741.95	0.00	55,741.95	994.19
<b>Total Call Redemption</b>			<b>(55,000.00)</b>				<b>55,741.95</b>	<b>0.00</b>	<b>55,741.95</b>	<b>994.19</b>
Coupon	03/01/2026	3137H4BY5	0.00	FHMS K-746 A2 2.031 09/25/2028		5.31%	84.63	0.00	84.63	0.00
Coupon	03/01/2026	3137FETN0	0.00	FHMS K-073 A2 3.35 01/25/2028		4.75%	139.58	0.00	139.58	0.00
Coupon	03/01/2026	3137FG6X8	0.00	FHMS K-077 A2 3.85 05/25/2028		4.65%	288.75	0.00	288.75	0.00

## TRANSACTION LEDGER

Three Valleys Municipal Water District | Account #10065 | As of March 31, 2026

Transaction Type	Settlement Date	CUSIP	Quantity	Security Description	Price	Acq/ Disp Yield	Amount	Interest Pur/ Sold	Total Amount	Gain/Loss
Coupon	03/01/2026	3137FTFY8	0.00	FHMS K-109 A2 1.558 04/25/2030		3.89%	64.92	0.00	64.92	0.00
Coupon	03/05/2026	06051GHG7	0.00	BANK OF AMERICA CORP 3.97 03/05/2029		5.20%	893.25	0.00	893.25	0.00
Coupon	03/08/2026	3130AWTR1	0.00	FEDERAL HOME LOAN BANKS 4.375 09/08/2028		4.49%	2,187.50	0.00	2,187.50	0.00
Coupon	03/10/2026	3130AT557	0.00	FEDERAL HOME LOAN BANKS 4.5 03/10/2028		3.51%	1,350.00	0.00	1,350.00	0.00
Coupon	03/15/2026	44935CAD3	0.00	HART 2025-A A3 4.32 10/15/2029		4.84%	108.00	0.00	108.00	0.00
Coupon	03/15/2026	58768YAD7	0.00	MBALT 2025-A A3 4.61 04/16/2029		4.66%	96.04	0.00	96.04	0.00
Coupon	03/15/2026	34535VAD6	0.00	FORDO 2024-D A3 4.61 08/15/2029		4.66%	115.25	0.00	115.25	0.00
Coupon	03/15/2026	756109BR4	0.00	REALTY INCOME CORP 4.85 03/15/2030		4.53%	1,455.00	0.00	1,455.00	0.00
Coupon	03/15/2026	89239TAD4	0.00	TAOT 2024-D A3 4.4 06/15/2029		4.51%	55.00	0.00	55.00	0.00
Coupon	03/15/2026	571748CA8	0.00	MARSH & MCLENNAN COMPANIES INC 4.65 03/15/2030		4.39%	1,395.00	0.00	1,395.00	0.00
Coupon	03/15/2026	89231GAD0	0.00	TAOT 2025-D A3 3.84 06/17/2030		4.27%	96.00	0.00	96.00	0.00
Coupon	03/15/2026	47800AAC4	0.00	JDOT 2022-B A3 3.74 02/16/2027		3.77%	2.45	0.00	2.45	0.00
Coupon	03/15/2026	09247XAN1	0.00	BLACKROCK FINANCE INC 3.2 03/15/2027		3.40%	1,360.00	0.00	1,360.00	0.00
Coupon	03/15/2026	47800BAC2	0.00	JDOT 2022-C A3 5.09 06/15/2027		3.29%	23.35	0.00	23.35	0.00
Coupon	03/15/2026	084664CZ2	0.00	BERKSHIRE HATHAWAY FINANCE CORP 2.3 03/15/2027		2.70%	1,035.00	0.00	1,035.00	0.00

## TRANSACTION LEDGER

Three Valleys Municipal Water District | Account #10065 | As of March 31, 2026

Transaction Type	Settlement Date	CUSIP	Quantity	Security Description	Price	Acq/ Disp Yield	Amount	Interest Pur/ Sold	Total Amount	Gain/Loss
Coupon	03/16/2026	438516CL8	0.00	HONEYWELL INTERNATIONAL INC 4.25 01/15/2029		4.43%	396.08	0.00	396.08	0.00
Coupon	03/17/2026	931142ER0	0.00	WALMART INC 1.05 09/17/2026		1.09%	52.50	0.00	52.50	0.00
Coupon	03/21/2026	43813YAC6	0.00	HAROT 2024-3 A3 4.57 03/21/2029		4.66%	114.25	0.00	114.25	0.00
Coupon	03/22/2026	3133EPWK7	0.00	FEDERAL FARM CREDIT BANKS FUNDING CORP 4.5 09/22/2028		4.76%	2,925.00	0.00	2,925.00	0.00
Coupon	03/25/2026	05594HAD5	0.00	BMWLT 2025-2 A3 3.97 09/25/2028		4.32%	82.71	0.00	82.71	0.00
Coupon	03/31/2026	91282CKG5	0.00	UNITED STATES TREASURY 4.125 03/31/2029		4.48%	1,546.88	0.00	1,546.88	0.00
Coupon	03/31/2026	91282CLN9	0.00	UNITED STATES TREASURY 3.5 09/30/2029		4.37%	875.00	0.00	875.00	0.00
Coupon	03/31/2026	91282CMU2	0.00	UNITED STATES TREASURY 4.0 03/31/2030		3.98%	1,500.00	0.00	1,500.00	0.00
Coupon	03/31/2026	91282CPA3	0.00	UNITED STATES TREASURY 3.625 09/30/2030		3.71%	996.88	0.00	996.88	0.00
Coupon	03/31/2026	91282CEF4	0.00	UNITED STATES TREASURY 2.5 03/31/2027		2.73%	1,125.00	0.00	1,125.00	0.00
<b>Total Coupon</b>			<b>0.00</b>				<b>20,364.02</b>	<b>0.00</b>	<b>20,364.02</b>	<b>0.00</b>
Custody Fee	03/25/2026	CCYUSD	(104.17)	Cash		0.00%	(104.17)	0.00	(104.17)	0.00
<b>Total Custody Fee</b>			<b>(104.17)</b>				<b>(104.17)</b>	<b>0.00</b>	<b>(104.17)</b>	<b>0.00</b>
Dividend	03/31/2026	31846V203	0.00	FIRST AMER:GVT OBLG Y		3.28%	114.61	0.00	114.61	0.00
<b>Total Dividend</b>			<b>0.00</b>				<b>114.61</b>	<b>0.00</b>	<b>114.61</b>	<b>0.00</b>
Management Fee	03/12/2026	CCYUSD	(503.82)	Cash		0.00%	(503.82)	0.00	(503.82)	0.00

## TRANSACTION LEDGER

Three Valleys Municipal Water District | Account #10065 | As of March 31, 2026

Transaction Type	Settlement Date	CUSIP	Quantity	Security Description	Price	Acq/ Disp Yield	Amount	Interest Pur/ Sold	Total Amount	Gain/Loss
<b>Total Management Fee</b>			<b>(503.82)</b>				<b>(503.82)</b>	<b>0.00</b>	<b>(503.82)</b>	<b>0.00</b>
Principal Paydown	03/15/2026	47800AAC4	770.44	JDOT 2022-B A3 3.74 02/16/2027		3.77%	770.44	--	770.44	(0.00)
Principal Paydown	03/15/2026	47800BAC2	1,244.59	JDOT 2022-C A3 5.09 06/15/2027		3.29%	1,244.59	--	1,244.59	0.00
Principal Paydown	03/21/2026	43813YAC6	1,076.56	HAROT 2024-3 A3 4.57 03/21/2029		4.66%	1,076.56	--	1,076.56	0.00
<b>Total Principal Paydown</b>			<b>3,091.59</b>				<b>3,091.59</b>	<b>--</b>	<b>3,091.59</b>	<b>0.00</b>
<b>TOTAL OTHER TRANSACTIONS</b>			<b>(52,516.40)</b>				<b>78,704.18</b>	<b>0.00</b>	<b>78,704.18</b>	<b>994.19</b>

## INCOME EARNED

Three Valleys Municipal Water District | Account #10065 | As of March 31, 2026

Cusip	Security Description	Trade Date Settle Date Units	Book Value: Begin Book Value: Acq Book Value: Disp Book Value: End	Prior Accrued Inc. Received Ending Accrued Total Interest	Accr. Of Discount Amort. Of Premium Net Accret/Amort Income Earned	Total Income
<b>CASH &amp; EQUIVALENTS</b>						
			50,460.00	0.00	0.00	
31846V203	FIRST AMER:GVT OBLG Y	18,177.11	83,831.05 (116,113.94) 18,177.11	109.53 0.00 109.53	0.00 0.00 109.53	109.53
CCYUSD	Receivable	114.61	4,703.29 0.00 0.00 114.61	0.00 0.00 0.00 0.00	0.00 0.00 0.00 0.00	0.00
			<b>55,163.29</b>	<b>0.00</b>	<b>0.00</b>	
			<b>83,831.05</b>	<b>109.53</b>	<b>0.00</b>	
			<b>(116,113.94)</b>	<b>0.00</b>	<b>0.00</b>	
<b>Total Cash &amp; Equivalents</b>		<b>18,291.72</b>	<b>18,291.72</b>	<b>109.53</b>	<b>109.53</b>	<b>109.53</b>
<b>FIXED INCOME</b>						
023135BX3	AMAZON.COM INC 1.0 05/12/2026	05/26/2021 05/28/2021 25,000.00	25,000.95 0.00 0.00 25,000.25	75.69 0.00 96.53 20.83	0.00 (0.70) (0.70) 20.13	20.13
023135CF1	AMAZON.COM INC 3.3 04/13/2027	04/11/2022 04/13/2022 30,000.00	29,986.19 0.00 0.00 29,987.24	379.50 0.00 462.00 82.50	1.05 0.00 1.05 83.55	83.55
025816DY2	AMERICAN EXPRESS CO 5.085 01/30/2031	01/29/2026 01/30/2026 60,000.00	61,661.37 0.00 0.00 61,625.38	262.73 0.00 516.98 254.25	0.00 (35.99) (35.99) 218.26	218.26
037833ET3	APPLE INC 4.0 05/10/2028	05/08/2023 05/10/2023 10,000.00	9,991.54 0.00 0.00 9,991.87	123.33 0.00 156.67 33.33	0.33 0.00 0.33 33.66	33.66
05594HAD5	BMWLT 2025-2 A3 3.97 09/25/2028	10/08/2025 10/15/2025 25,000.00	24,999.94 0.00 0.00 24,999.94	16.54 82.71 16.54 82.71	0.00 0.00 0.00 82.71	82.71

## INCOME EARNED

Three Valleys Municipal Water District | Account #10065 | As of March 31, 2026

Cusip	Security Description	Trade Date Settle Date Units	Book Value: Begin Book Value: Acq Book Value: Disp Book Value: End	Prior Accrued Inc. Received Ending Accrued Total Interest	Accr. Of Discount Amort. Of Premium Net Accret/Amort Income Earned	Total Income
06051GHG7	BANK OF AMERICA CORP 3.97 03/05/2029	03/25/2024 03/27/2024 45,000.00	44,006.37 0.00 0.00 44,048.27	873.40 893.25 129.03 148.88	41.91 0.00 41.91 190.78	190.78
06051GHV4	BANK OF AMERICA CORP 3.194 07/23/2030	08/25/2025 08/26/2025 25,000.00	24,068.08 0.00 0.00 24,086.08	84.29 0.00 150.83 66.54	18.00 0.00 18.00 84.54	84.54
084664CZ2	BERKSHIRE HATHAWAY FINANCE CORP 2.3 03/15/2027	90,000.00	89,652.17 0.00 0.00 89,680.62	954.50 1,035.00 92.00 172.50	28.45 0.00 28.45 200.95	200.95
09247XAN1	BLACKROCK FINANCE INC 3.2 03/15/2027	04/25/2022 04/27/2022 85,000.00	84,834.14 0.00 0.00 84,847.70	1,254.22 1,360.00 120.89 226.67	13.57 0.00 13.57 240.23	240.23
24422EVW6	JOHN DEERE CAPITAL CORP 1.3 10/13/2026	04/21/2022 04/25/2022 90,000.00	88,966.18 0.00 0.00 89,107.98	448.50 0.00 546.00 97.50	141.81 0.00 141.81 239.31	239.31
3130ATS57	FEDERAL HOME LOAN BANKS 4.5 03/10/2028	04/06/2023 04/10/2023 60,000.00	61,100.11 0.00 0.00 61,054.03	1,282.50 1,350.00 157.50 225.00	0.00 (46.09) (46.09) 178.91	178.91
3130AWTR1	FEDERAL HOME LOAN BANKS 4.375 09/08/2028	09/12/2023 09/14/2023 100,000.00	99,743.55 0.00 0.00 99,752.17	2,102.43 2,187.50 279.51 364.58	8.62 0.00 8.62 373.21	373.21
3130AXQK7	FEDERAL HOME LOAN BANKS 4.75 12/08/2028	80,000.00	81,432.68 0.00 0.00 81,388.84	876.11 0.00 1,192.78 316.67	0.00 (43.84) (43.84) 272.82	272.82
3130B1BC0	FEDERAL HOME LOAN BANKS 4.625 06/08/2029	06/18/2024 06/20/2024 55,000.00	55,542.03 0.00 0.00 55,527.97	586.48 0.00 798.45 211.98	0.00 (14.06) (14.06) 197.92	197.92

## INCOME EARNED

Three Valleys Municipal Water District | Account #10065 | As of March 31, 2026

Cusip	Security Description	Trade Date Settle Date Units	Book Value: Begin Book Value: Acq Book Value: Disp Book Value: End	Prior Accrued Inc. Received Ending Accrued Total Interest	Accr. Of Discount Amort. Of Premium Net Accret/Amort Income Earned	Total Income
3133EPC45	FEDERAL FARM CREDIT BANKS FUNDING CORP 4.625 11/13/2028	11/27/2023	100,390.40	1,387.50	0.00	373.17
		11/28/2023	0.00	0.00	(12.25)	
		100,000.00	0.00	1,772.92	(12.25)	
			100,378.15	385.42	373.17	
3133EPWK7	FEDERAL FARM CREDIT BANKS FUNDING CORP 4.5 09/22/2028	09/27/2023	129,236.91	2,583.75	25.27	512.77
		09/28/2023	0.00	2,925.00	0.00	
		130,000.00	0.00	146.25	25.27	
			129,262.18	487.50	512.77	
3137FETN0	FHMS K-073 A2 3.35 01/25/2028	07/10/2023	48,906.94	139.58	50.50	190.08
		07/13/2023	0.00	139.58	0.00	
		50,000.00	0.00	139.58	50.50	
			48,957.44	139.58	190.08	
3137FG6X8	FHMS K-077 A2 3.85 05/25/2028	05/24/2023	89,272.16	288.75	28.49	317.24
		05/30/2023	0.00	288.75	0.00	
		90,000.00	0.00	288.75	28.49	
			89,300.65	288.75	317.24	
3137FTFY8	FHMS K-109 A2 1.558 04/25/2030	12/16/2025	45,666.17	64.92	90.05	154.97
		12/19/2025	0.00	64.92	0.00	
		50,000.00	0.00	64.92	90.05	
			45,756.22	64.92	154.97	
3137H4BY5	FHMS K-746 A2 2.031 09/25/2028	10/26/2023	46,406.57	84.63	121.74	206.37
		10/31/2023	0.00	84.63	0.00	
		50,000.00	0.00	84.63	121.74	
			46,528.31	84.63	206.37	
341081GN1	FLORIDA POWER & LIGHT CO 4.4 05/15/2028	06/15/2023	59,661.94	777.33	13.00	233.00
		06/20/2023	0.00	0.00	0.00	
		60,000.00	0.00	997.33	13.00	
			59,674.94	220.00	233.00	
34535VAD6	FORDO 2024-D A3 4.61 08/15/2029	11/19/2024	29,999.30	61.47	0.02	115.27
		11/22/2024	0.00	115.25	0.00	
		30,000.00	0.00	61.47	0.02	
			29,999.32	115.25	115.27	
43813YAC6	HAROT 2024-3 A3 4.57 03/21/2029	08/09/2024	29,996.86	38.08	0.20	113.08
		08/21/2024	0.00	114.25	0.00	
		28,923.44	(1,076.56)	36.72	0.20	
			28,920.50	112.88	113.08	



**INCOME EARNED**

Three Valleys Municipal Water District | Account #10065 | As of March 31, 2026

Cusip	Security Description	Trade Date Settle Date Units	Book Value: Begin Book Value: Acq Book Value: Disp Book Value: End	Prior Accrued Inc. Received Ending Accrued Total Interest	Accr. Of Discount Amort. Of Premium Net Accret/Amort Income Earned	Total Income
438516CL8	HONEYWELL INTERNATIONAL INC 4.25 01/15/2029	01/17/2024 01/19/2024 0.00	54,744.11 0.00 (54,747.76) 0.00	298.68 396.08 0.00 97.40	3.65 0.00 3.65 101.05	101.05
44935CAD3	HART 2025-A A3 4.32 10/15/2029	03/04/2025 03/12/2025 30,000.00	29,996.51 0.00 0.00 29,996.60	57.60 108.00 57.60 108.00	0.08 0.00 0.08 108.08	108.08
4581X0DV7	INTER-AMERICAN DEVELOPMENT BANK 0.875 04/20/2026	04/13/2021 04/20/2021 60,000.00	59,992.48 0.00 0.00 59,997.14	191.04 0.00 234.79 43.75	4.67 0.00 4.67 48.42	48.42
4581X0EN4	INTER-AMERICAN DEVELOPMENT BANK 4.125 02/15/2029	02/15/2024 02/20/2024 60,000.00	59,683.60 0.00 0.00 59,692.66	110.00 0.00 316.25 206.25	9.07 0.00 9.07 215.32	215.32
459058KT9	INTERNATIONAL BANK FOR RECONSTRUCTION AND DEVELOPM 3.5 07/12/2028	08/25/2023 08/29/2023 35,000.00	34,221.82 0.00 0.00 34,249.74	166.74 0.00 268.82 102.08	27.92 0.00 27.92 130.00	130.00
459058LN1	INTERNATIONAL BANK FOR RECONSTRUCTION AND DEVELOPM 3.875 10/16/2029	10/08/2024 10/16/2024 85,000.00	84,839.02 0.00 0.00 84,842.79	1,235.05 0.00 1,509.60 274.55	3.77 0.00 3.77 278.32	278.32
45950KDD9	INTERNATIONAL FINANCE CORP 4.5 07/13/2028	07/06/2023 07/13/2023 40,000.00	39,978.98 0.00 0.00 39,979.73	240.00 0.00 390.00 150.00	0.75 0.00 0.75 150.75	150.75
46647PAX4	JPMORGAN CHASE & CO 4.452 12/05/2029	12/09/2024 12/10/2024 70,000.00	69,531.90 0.00 0.00 69,546.27	744.47 0.00 1,004.17 259.70	14.37 0.00 14.37 274.07	274.07
47800AAC4	JDOT 2022-B A3 3.74 02/16/2027	07/12/2022 07/20/2022 14.89	785.32 0.00 (770.44) 14.89	1.31 2.45 0.02 1.17	0.01 0.00 0.01 1.18	1.18

**INCOME EARNED**

Three Valleys Municipal Water District | Account #10065 | As of March 31, 2026

Cusip	Security Description	Trade Date Settle Date Units	Book Value: Begin Book Value: Acq Book Value: Disp Book Value: End	Prior Accrued Inc. Received Ending Accrued Total Interest	Accr. Of Discount Amort. Of Premium Net Accret/Amort Income Earned	Total Income
47800BAC2	JDOT 2022-C A3 5.09 06/15/2027	10/12/2022 10/19/2022 4,259.78	5,504.25 0.00 (1,244.59) 4,259.70	12.45 23.35 9.64 20.53	0.03 0.00 0.03 20.57	20.57
571748CA8	MARSH & MCLENNAN COMPANIES INC 4.65 03/15/2030	07/21/2025 07/22/2025 60,000.00	60,552.44 0.00 0.00 60,540.61	1,286.50 1,395.00 124.00 232.50	0.00 (11.84) (11.84) 220.66	220.66
58768YAD7	MBALT 2025-A A3 4.61 04/16/2029	05/14/2025 05/21/2025 25,000.00	24,997.56 0.00 0.00 24,997.62	51.22 96.04 51.22 96.04	0.07 0.00 0.07 96.11	96.11
58933YBH7	MERCK & CO INC 4.05 05/17/2028	05/08/2023 05/17/2023 15,000.00	14,994.63 0.00 0.00 14,994.83	175.50 0.00 226.13 50.63	0.21 0.00 0.21 50.83	50.83
63743HFX5	NATIONAL RURAL UTILITIES COOPERATIVE FINANCE CORP 4.95 02/07/2030	60,000.00	60,158.26 0.00 0.00 60,154.75	198.00 0.00 445.50 247.50	0.91 (4.41) (3.50) 244.00	244.00
665859AW4	NORTHERN TRUST CORP 4.0 05/10/2027	09/28/2022 09/30/2022 70,000.00	69,476.76 0.00 0.00 69,514.05	863.33 0.00 1,096.67 233.33	37.29 0.00 37.29 270.62	270.62
69371RS80	PACCAR FINANCIAL CORP 4.6 01/31/2029	01/24/2024 01/31/2024 60,000.00	59,942.88 0.00 0.00 59,944.54	237.67 0.00 467.67 230.00	1.66 0.00 1.66 231.66	231.66
74340XCG4	PROLOGIS LP 4.875 06/15/2028	09/27/2023 09/29/2023 60,000.00	59,147.92 0.00 0.00 59,179.48	617.50 0.00 861.25 243.75	31.56 0.00 31.56 275.31	275.31
756109BR4	REALTY INCOME CORP 4.85 03/15/2030	07/14/2025 07/15/2025 60,000.00	60,669.87 0.00 0.00 60,655.20	1,341.83 1,455.00 129.33 242.50	0.00 (14.67) (14.67) 227.83	227.83

## INCOME EARNED

Three Valleys Municipal Water District | Account #10065 | As of March 31, 2026

Cusip	Security Description	Trade Date Settle Date Units	Book Value: Begin Book Value: Acq Book Value: Disp Book Value: End	Prior Accrued Inc. Received Ending Accrued Total Interest	Accr. Of Discount Amort. Of Premium Net Accret/Amort Income Earned	Total Income
828807DZ7	SIMON PROPERTY GROUP LP 4.375 10/01/2030	12/08/2025 12/09/2025 60,000.00	60,249.18 0.00 0.00 60,244.48	1,400.00 0.00 1,618.75 218.75	0.00 (4.70) (4.70) 214.05	214.05
857477DB6	STATE STREET CORP 4.834 04/24/2030	06/23/2025 06/24/2025 60,000.00	60,746.62 0.00 0.00 60,731.02	1,023.20 0.00 1,264.90 241.70	0.00 (15.60) (15.60) 226.10	226.10
87612EBM7	TARGET CORP 1.95 01/15/2027	01/19/2022 01/24/2022 25,000.00	24,992.52 0.00 0.00 24,993.24	62.29 0.00 102.92 40.63	0.73 0.00 0.73 41.35	41.35
89115A2Y7	TORONTO-DOMINION BANK 4.994 04/05/2029	07/08/2024 07/09/2024 55,000.00	54,998.56 0.00 0.00 54,998.60	1,113.94 0.00 1,342.83 228.89	0.04 0.00 0.04 228.93	228.93
89231GAD0	TAOT 2025-D A3 3.84 06/17/2030	10/15/2025 10/23/2025 30,000.00	29,996.81 0.00 0.00 29,996.88	51.20 96.00 51.20 96.00	0.06 0.00 0.06 96.06	96.06
89236TPH2	TOYOTA MOTOR CREDIT CORP 4.2 01/10/2031	01/07/2026 01/12/2026 25,000.00	24,992.45 0.00 0.00 24,992.59	142.92 0.00 230.42 87.50	0.13 0.00 0.13 87.63	87.63
89239TAD4	TAOT 2024-D A3 4.4 06/15/2029	10/10/2024 10/17/2024 15,000.00	14,999.41 0.00 0.00 14,999.42	29.33 55.00 29.33 55.00	0.02 0.00 0.02 55.02	55.02
9128282A7	UNITED STATES TREASURY 1.5 08/15/2026	09/16/2021 09/17/2021 75,000.00	75,226.76 0.00 0.00 75,184.66	43.51 0.00 139.85 96.34	0.00 (42.09) (42.09) 54.25	54.25
91282CDG3	UNITED STATES TREASURY 1.125 10/31/2026	03/16/2022 03/17/2022 0.00	74,506.51 0.00 (74,526.73) 0.00	282.03 305.33 0.00 23.30	20.23 0.00 20.23 43.53	43.53

## INCOME EARNED

Three Valleys Municipal Water District | Account #10065 | As of March 31, 2026

Cusip	Security Description	Trade Date Settle Date Units	Book Value: Begin Book Value: Acq Book Value: Disp Book Value: End	Prior Accrued Inc. Received Ending Accrued Total Interest	Accr. Of Discount Amort. Of Premium Net Accret/Amort Income Earned	Total Income
91282CEF4	UNITED STATES TREASURY 2.5 03/31/2027	05/25/2022 05/26/2022 90,000.00	89,788.17 0.00 0.00 89,804.79	939.56 1,125.00 6.15 191.59	16.62 0.00 16.62 208.21	208.21
91282CET4	UNITED STATES TREASURY 2.625 05/31/2027	06/21/2022 06/22/2022 150,000.00	148,699.61 0.00 0.00 148,788.01	984.38 0.00 1,319.71 335.34	88.40 0.00 88.40 423.74	423.74
91282CEV9	UNITED STATES TREASURY 3.25 06/30/2029	07/29/2024 07/30/2024 75,000.00	73,086.26 0.00 0.00 73,135.01	404.01 0.00 612.74 208.74	48.75 0.00 48.75 257.48	257.48
91282CFB2	UNITED STATES TREASURY 2.75 07/31/2027	08/30/2022 08/31/2022 125,000.00	124,113.99 0.00 0.00 124,167.12	275.38 0.00 569.75 294.37	53.13 0.00 53.13 347.50	347.50
91282CFJ5	UNITED STATES TREASURY 3.125 08/31/2029	135,000.00	133,373.31 0.00 0.00 133,412.74	11.46 2,109.38 366.85 2,464.76	39.43 0.00 39.43 2,504.19	2,504.19
91282CGC9	UNITED STATES TREASURY 3.875 12/31/2027	01/30/2023 01/31/2023 125,000.00	125,391.85 0.00 0.00 125,373.72	802.83 0.00 1,217.63 414.80	0.00 (18.13) (18.13) 396.67	396.67
91282CHE4	UNITED STATES TREASURY 3.625 05/31/2028	06/15/2023 06/16/2023 70,000.00	69,565.61 0.00 0.00 69,581.99	634.38 0.00 850.48 216.11	16.38 0.00 16.38 232.49	232.49
91282CHF1	UNITED STATES TREASURY 3.75 05/31/2030	03/10/2026 03/11/2026 55,000.00	55,176.17 0.00 55,173.77	0.00 (572.29) 691.28 118.99	0.00 (2.40) (2.40) 116.59	116.59
91282CHQ7	UNITED STATES TREASURY 4.125 07/31/2028	02/10/2025 02/11/2025 60,000.00	59,784.22 0.00 0.00 59,791.80	198.27 0.00 410.22 211.95	7.58 0.00 7.58 219.52	219.52

## INCOME EARNED

Three Valleys Municipal Water District | Account #10065 | As of March 31, 2026

Cusip	Security Description	Trade Date Settle Date Units	Book Value: Begin Book Value: Acq Book Value: Disp Book Value: End	Prior Accrued Inc. Received Ending Accrued Total Interest	Accr. Of Discount Amort. Of Premium Net Accret/Amort Income Earned	Total Income
91282CJQ5	UNITED STATES TREASURY 3.75 12/31/2030	01/29/2026 01/30/2026 65,000.00	64,850.20 0.00 0.00 64,852.83	404.01 0.00 612.74 208.74	2.63 0.00 2.63 211.37	211.37
91282CJW2	UNITED STATES TREASURY 4.0 01/31/2029	02/26/2024 02/27/2024 90,000.00	89,260.18 0.00 0.00 89,281.68	288.40 0.00 596.69 308.29	21.49 0.00 21.49 329.78	329.78
91282CJX0	UNITED STATES TREASURY 4.0 01/31/2031	02/10/2026 02/11/2026 65,000.00	65,882.37 0.00 0.00 65,867.15	208.29 0.00 430.94 222.65	0.00 (15.22) (15.22) 207.43	207.43
91282CKD2	UNITED STATES TREASURY 4.25 02/28/2029	04/22/2024 04/23/2024 70,000.00	69,226.12 0.00 0.00 69,248.03	8.08 1,487.50 258.70 1,738.11	21.91 0.00 21.91 1,760.02	1,760.02
91282CKG5	UNITED STATES TREASURY 4.125 03/31/2029	75,000.00	74,264.50 0.00 0.00 74,284.75	1,291.90 1,546.88 8.45 263.44	20.25 0.00 20.25 283.69	283.69
91282CKP5	UNITED STATES TREASURY 4.625 04/30/2029	80,000.00	79,969.25 0.00 0.00 79,970.07	1,236.74 0.00 1,553.59 316.85	1.51 (0.69) 0.82 317.68	317.68
91282CKT7	UNITED STATES TREASURY 4.5 05/31/2029	06/27/2024 06/28/2024 60,000.00	60,351.23 0.00 0.00 60,342.06	675.00 0.00 904.95 229.95	0.00 (9.17) (9.17) 220.77	220.77
91282CKX8	UNITED STATES TREASURY 4.25 06/30/2029	07/08/2024 07/09/2024 55,000.00	55,034.53 0.00 0.00 55,033.65	387.43 0.00 587.60 200.17	0.00 (0.88) (0.88) 199.29	199.29
91282CLC3	UNITED STATES TREASURY 4.0 07/31/2029	07/29/2024 07/31/2024 95,000.00	94,764.12 0.00 0.00 94,769.98	304.42 0.00 629.83 325.41	5.86 0.00 5.86 331.27	331.27

## INCOME EARNED

Three Valleys Municipal Water District | Account #10065 | As of March 31, 2026

Cusip	Security Description	Trade Date Settle Date Units	Book Value: Begin Book Value: Acq Book Value: Disp Book Value: End	Prior Accrued Inc. Received Ending Accrued Total Interest	Accr. Of Discount Amort. Of Premium Net Accret/Amort Income Earned	Total Income
91282CLN9	UNITED STATES TREASURY 3.5 09/30/2029	01/28/2025 01/29/2025 50,000.00	48,605.47 0.00 0.00 48,638.49	730.77 875.00 4.78 149.01	33.03 0.00 33.03 182.04	182.04
91282CLRO	UNITED STATES TREASURY 4.125 10/31/2029	11/19/2024 11/20/2024 60,000.00	59,782.62 0.00 0.00 59,787.65	827.28 0.00 1,039.23 211.95	5.03 0.00 5.03 216.98	216.98
91282CMA6	UNITED STATES TREASURY 4.125 11/30/2029	12/18/2024 12/19/2024 70,000.00	69,728.43 0.00 0.00 69,734.57	721.88 0.00 967.79 245.91	6.15 0.00 6.15 252.06	252.06
91282CMD0	UNITED STATES TREASURY 4.375 12/31/2029	12/30/2024 12/31/2024 65,000.00	64,978.57 0.00 0.00 64,979.04	471.34 0.00 714.87 243.53	0.47 0.00 0.47 244.00	244.00
91282CMU2	UNITED STATES TREASURY 4.0 03/31/2030	04/15/2025 04/16/2025 75,000.00	75,060.33 0.00 0.00 75,059.08	1,252.75 1,500.00 8.20 255.45	0.00 (1.25) (1.25) 254.20	254.20
91282CMZ1	UNITED STATES TREASURY 3.875 04/30/2030	05/28/2025 05/29/2025 60,000.00	59,553.65 0.00 0.00 59,562.75	777.14 0.00 976.24 199.10	9.10 0.00 9.10 208.20	208.20
91282CNK3	UNITED STATES TREASURY 3.875 06/30/2030	08/25/2025 08/26/2025 55,000.00	55,159.47 0.00 0.00 55,156.35	353.25 0.00 535.76 182.51	0.00 (3.12) (3.12) 179.39	179.39
91282CNN7	UNITED STATES TREASURY 3.875 07/31/2030	08/25/2025 08/26/2025 55,000.00	55,163.65 0.00 0.00 55,160.50	170.74 0.00 353.25 182.51	0.00 (3.15) (3.15) 179.37	179.37
91282CNX5	UNITED STATES TREASURY 3.625 08/31/2030	09/22/2025 09/23/2025 55,000.00	54,862.87 0.00 0.00 54,865.46	5.42 996.88 173.37 1,164.83	2.59 0.00 2.59 1,167.42	1,167.42

**INCOME EARNED**

Three Valleys Municipal Water District | Account #10065 | As of March 31, 2026

Cusip	Security Description	Trade Date Settle Date Units	Book Value: Begin Book Value: Acq Book Value: Disp Book Value: End	Prior Accrued Inc. Received Ending Accrued Total Interest	Accr. Of Discount Amort. Of Premium Net Accret/Amort Income Earned	Total Income
91282CPA3	UNITED STATES TREASURY 3.625 09/30/2030	11/13/2025 11/14/2025 55,000.00	54,806.14 0.00 0.00 54,809.73	832.55 996.88 5.45 169.77	3.59 0.00 3.59 173.36	173.36
91282CPD7	UNITED STATES TREASURY 3.625 10/31/2030	10/30/2025 10/31/2025 50,000.00	49,801.22 0.00 0.00 49,804.83	605.84 0.00 761.05 155.21	3.61 0.00 3.61 158.83	158.83
91282CPN5	UNITED STATES TREASURY 3.5 11/30/2030	12/08/2025 12/09/2025 65,000.00	64,282.36 0.00 0.00 64,295.18	568.75 0.00 762.50 193.75	12.82 0.00 12.82 206.57	206.57
91282CPR6	UNITED STATES TREASURY 3.625 12/31/2030	03/23/2026 03/24/2026 65,000.00	0.00 63,966.60 0.00 63,971.34	0.00 (540.25) 592.32 52.07	4.74 0.00 4.74 56.81	56.81
91282CQD6	UNITED STATES TREASURY 3.5 02/28/2031	03/10/2026 03/11/2026 70,000.00	0.00 69,360.16 0.00 69,367.56	0.00 (73.23) 213.04 139.81	7.40 0.00 7.40 147.22	147.22
91324PFG2	UNITEDHEALTH GROUP INC 4.8 01/15/2030	01/28/2025 01/29/2025 60,000.00	59,909.04 0.00 0.00 59,911.03	368.00 0.00 608.00 240.00	1.99 0.00 1.99 241.99	241.99
931142ERO	WALMART INC 1.05 09/17/2026	09/08/2021 09/17/2021 10,000.00	9,997.93 0.00 0.00 9,998.25	47.83 52.50 4.08 8.75	0.32 0.00 0.32 9.07	9.07
<b>Total Fixed Income</b>	<b>4,968,198.11</b>		<b>4,889,546.95</b> <b>188,502.93</b> <b>(132,366.08)</b> <b>4,946,558.54</b>	<b>43,511.59</b> <b>24,077.34</b> <b>39,629.32</b> <b>20,195.07</b>	<b>1,174.99</b> <b>(300.25)</b> <b>874.74</b> <b>21,069.82</b>	<b>21,069.82</b>
<b>TOTAL PORTFOLIO</b>	<b>4,986,489.83</b>		<b>4,944,710.24</b> <b>272,333.98</b> <b>(248,480.02)</b> <b>4,964,850.26</b>	<b>43,511.59</b> <b>24,186.87</b> <b>39,629.32</b> <b>20,304.60</b>	<b>1,174.99</b> <b>(300.25)</b> <b>874.74</b> <b>21,179.35</b>	<b>21,179.35</b>

## CASH FLOW REPORT

Three Valleys Municipal Water District | Account #10065 | As of March 31, 2026

Payment Date	Transaction Type	CUSIP	Quantity	Security Description	Principal Amount	Income	Total Amount
<b>APRIL 2026</b>							
04/01/2026	Coupon	828807DZ7	0.00	SIMON PROPERTY GROUP LP 4.375 10/01/2030		1,618.75	1,618.75
04/01/2026	Dividend	31846V203	0.00	FIRST AMER:GVT OBLG Y	114.61		114.61
04/06/2026	Coupon	89115A2Y7	55,000.00	TORONTO-DOMINION BANK 4.994 04/05/2029		1,373.35	1,373.35
04/13/2026	Coupon	023135CF1	30,000.00	AMAZON.COM INC 3.3 04/13/2027		495.00	495.00
04/13/2026	Coupon	24422EVW6	90,000.00	JOHN DEERE CAPITAL CORP 1.3 10/13/2026		585.00	585.00
04/15/2026	Coupon	34535VAD6	30,000.00	FORDO 2024-D A3 4.61 08/15/2029		115.25	115.25
04/15/2026	Coupon	44935CAD3	30,000.00	HART 2025-A A3 4.32 10/15/2029		108.00	108.00
04/15/2026	Coupon	47800AAC4	14.89	JDOT 2022-B A3 3.74 02/16/2027		0.05	0.05
04/15/2026	Effective Maturity	47800AAC4	14.89	JDOT 2022-B A3 3.74 02/16/2027	14.90		14.90
04/15/2026	Coupon	47800BAC2	4,259.78	JDOT 2022-C A3 5.09 06/15/2027		18.07	18.07
04/15/2026	Principal Paydown	47800BAC2	4,259.78	JDOT 2022-C A3 5.09 06/15/2027	1,489.57		1,489.57
04/15/2026	Coupon	58768YAD7	25,000.00	MBALT 2025-A A3 4.61 04/16/2029		96.04	96.04
04/15/2026	Coupon	89231GAD0	30,000.00	TAOT 2025-D A3 3.84 06/17/2030		96.00	96.00
04/15/2026	Coupon	89239TAD4	15,000.00	TAOT 2024-D A3 4.4 06/15/2029		55.00	55.00
04/16/2026	Coupon	459058LN1	85,000.00	INTERNATIONAL BANK FOR RECONSTRUCTION AND DEVELOPM 3.875 10/16/2029		1,646.88	1,646.88
04/20/2026	Coupon	4581X0DV7	60,000.00	INTER-AMERICAN DEVELOPMENT BANK 0.875 04/20/2026		262.50	262.50
04/20/2026	Final Maturity	4581X0DV7	60,000.00	INTER-AMERICAN DEVELOPMENT BANK 0.875 04/20/2026	60,000.00		60,000.00
04/21/2026	Coupon	43813YAC6	28,923.44	HAROT 2024-3 A3 4.57 03/21/2029		114.25	114.25
04/21/2026	Principal Paydown	43813YAC6	28,923.44	HAROT 2024-3 A3 4.57 03/21/2029	870.82		870.82
04/24/2026	Coupon	857477DB6	60,000.00	STATE STREET CORP 4.834 04/24/2030		1,450.20	1,450.20
04/27/2026	Coupon	05594HAD5	25,000.00	BMWLT 2025-2 A3 3.97 09/25/2028		82.71	82.71
04/27/2026	Coupon	3137FETN0	50,000.00	FHMS K-073 A2 3.35 01/25/2028		139.58	139.58
04/27/2026	Coupon	3137FG6X8	90,000.00	FHMS K-077 A2 3.85 05/25/2028		288.75	288.75
04/27/2026	Coupon	3137FTFY8	50,000.00	FHMS K-109 A2 1.558 04/25/2030		64.92	64.92
04/27/2026	Coupon	3137H4BY5	50,000.00	FHMS K-746 A2 2.031 09/25/2028		84.63	84.63
04/30/2026	Coupon	91282CKP5	80,000.00	UNITED STATES TREASURY 4.625 04/30/2029		1,850.00	1,850.00
04/30/2026	Coupon	91282CLR0	60,000.00	UNITED STATES TREASURY 4.125 10/31/2029		1,237.50	1,237.50
04/30/2026	Coupon	91282CMZ1	60,000.00	UNITED STATES TREASURY 3.875 04/30/2030		1,162.50	1,162.50

## CASH FLOW REPORT

Three Valleys Municipal Water District | Account #10065 | As of March 31, 2026

Payment Date	Transaction Type	CUSIP	Quantity	Security Description	Principal Amount	Income	Total Amount
04/30/2026	Coupon	91282CPD7	50,000.00	UNITED STATES TREASURY 3.625 10/31/2030		906.25	906.25
<b>April 2026 Total</b>					<b>62,489.89</b>	<b>13,851.16</b>	<b>76,341.06</b>
<b>MAY 2026</b>							
05/11/2026	Coupon	037833ET3	10,000.00	APPLE INC 4.0 05/10/2028		200.00	200.00
05/11/2026	Coupon	665859AW4	70,000.00	NORTHERN TRUST CORP 4.0 05/10/2027		1,400.00	1,400.00
05/12/2026	Coupon	023135BX3	25,000.00	AMAZON.COM INC 1.0 05/12/2026		125.00	125.00
05/12/2026	Final Maturity	023135BX3	25,000.00	AMAZON.COM INC 1.0 05/12/2026	25,000.00		25,000.00
05/13/2026	Coupon	3133EPC45	100,000.00	FEDERAL FARM CREDIT BANKS FUNDING CORP 4.625 11/13/2028		2,312.50	2,312.50
05/15/2026	Coupon	341081GN1	60,000.00	FLORIDA POWER & LIGHT CO 4.4 05/15/2028		1,320.00	1,320.00
05/15/2026	Coupon	34535VAD6	30,000.00	FORDO 2024-D A3 4.61 08/15/2029		115.25	115.25
05/15/2026	Coupon	44935CAD3	30,000.00	HART 2025-A A3 4.32 10/15/2029		108.00	108.00
05/15/2026	Coupon	47800BAC2	4,259.78	JDOT 2022-C A3 5.09 06/15/2027		11.75	11.75
05/15/2026	Principal Paydown	47800BAC2	4,259.78	JDOT 2022-C A3 5.09 06/15/2027	1,282.51		1,282.51
05/15/2026	Coupon	58768YAD7	25,000.00	MBALT 2025-A A3 4.61 04/16/2029		96.04	96.04
05/15/2026	Coupon	89231GAD0	30,000.00	TAOT 2025-D A3 3.84 06/17/2030		96.00	96.00
05/15/2026	Coupon	89239TAD4	15,000.00	TAOT 2024-D A3 4.4 06/15/2029		55.00	55.00
05/18/2026	Coupon	58933YBH7	15,000.00	MERCK & CO INC 4.05 05/17/2028		303.75	303.75
05/21/2026	Coupon	43813YAC6	28,923.44	HAROT 2024-3 A3 4.57 03/21/2029		110.93	110.93
05/21/2026	Principal Paydown	43813YAC6	28,923.44	HAROT 2024-3 A3 4.57 03/21/2029	1,786.80		1,786.80
05/25/2026	Coupon	05594HAD5	25,000.00	BMWLT 2025-2 A3 3.97 09/25/2028		82.71	82.71
05/25/2026	Coupon	3137FETN0	50,000.00	FHMS K-073 A2 3.35 01/25/2028		139.58	139.58
05/25/2026	Coupon	3137FG6X8	90,000.00	FHMS K-077 A2 3.85 05/25/2028		288.75	288.75
05/25/2026	Coupon	3137FTFY8	50,000.00	FHMS K-109 A2 1.558 04/25/2030		64.92	64.92
05/25/2026	Coupon	3137H4BY5	50,000.00	FHMS K-746 A2 2.031 09/25/2028		84.63	84.63
<b>May 2026 Total</b>					<b>28,069.31</b>	<b>6,914.81</b>	<b>34,984.12</b>
<b>JUNE 2026</b>							
06/01/2026	Coupon	91282CET4	150,000.00	UNITED STATES TREASURY 2.625 05/31/2027		1,968.75	1,968.75
06/01/2026	Coupon	91282CHE4	70,000.00	UNITED STATES TREASURY 3.625 05/31/2028		1,268.75	1,268.75
06/01/2026	Coupon	91282CHF1	55,000.00	UNITED STATES TREASURY 3.75 05/31/2030		1,031.25	1,031.25
06/01/2026	Coupon	91282CKT7	60,000.00	UNITED STATES TREASURY 4.5 05/31/2029		1,350.00	1,350.00
06/01/2026	Coupon	91282CMA6	70,000.00	UNITED STATES TREASURY 4.125 11/30/2029		1,443.75	1,443.75



CASH FLOW REPORT

Three Valleys Municipal Water District | Account #10065 | As of March 31, 2026

Payment Date	Transaction Type	CUSIP	Quantity	Security Description	Principal Amount	Income	Total Amount
06/01/2026	Coupon	91282CPN5	65,000.00	UNITED STATES TREASURY 3.5 11/30/2030		1,137.50	1,137.50
06/05/2026	Coupon	46647PAX4	70,000.00	JPMORGAN CHASE & CO 4.452 12/05/2029		1,558.20	1,558.20
06/08/2026	Coupon	3130AXQK7	80,000.00	FEDERAL HOME LOAN BANKS 4.75 12/08/2028		1,900.00	1,900.00
06/08/2026	Coupon	3130B1BC0	55,000.00	FEDERAL HOME LOAN BANKS 4.625 06/08/2029		1,271.88	1,271.88
06/15/2026	Coupon	34535VAD6	30,000.00	FORDO 2024-D A3 4.61 08/15/2029		115.25	115.25
06/15/2026	Coupon	44935CAD3	30,000.00	HART 2025-A A3 4.32 10/15/2029		108.00	108.00
06/15/2026	Coupon	47800BAC2	4,259.78	JDOT 2022-C A3 5.09 06/15/2027		6.31	6.31
06/15/2026	Principal Paydown	47800BAC2	4,259.78	JDOT 2022-C A3 5.09 06/15/2027	1,040.56		1,040.56
06/15/2026	Coupon	58768YAD7	25,000.00	MBALT 2025-A A3 4.61 04/16/2029		96.04	96.04
06/15/2026	Coupon	74340XCG4	60,000.00	PROLOGIS LP 4.875 06/15/2028		1,462.50	1,462.50
06/15/2026	Coupon	89231GAD0	30,000.00	TAOT 2025-D A3 3.84 06/17/2030		96.00	96.00
06/15/2026	Coupon	89239TAD4	15,000.00	TAOT 2024-D A3 4.4 06/15/2029		55.00	55.00
06/15/2026	Principal Paydown	89239TAD4	15,000.00	TAOT 2024-D A3 4.4 06/15/2029	392.97		392.97
06/22/2026	Coupon	43813YAC6	28,923.44	HAROT 2024-3 A3 4.57 03/21/2029		104.13	104.13
06/22/2026	Principal Paydown	43813YAC6	28,923.44	HAROT 2024-3 A3 4.57 03/21/2029	1,753.99		1,753.99
06/25/2026	Coupon	05594HAD5	25,000.00	BMWLT 2025-2 A3 3.97 09/25/2028		82.71	82.71
06/25/2026	Coupon	3137FETN0	50,000.00	FHMS K-073 A2 3.35 01/25/2028		139.58	139.58
06/25/2026	Coupon	3137FG6X8	90,000.00	FHMS K-077 A2 3.85 05/25/2028		288.75	288.75
06/25/2026	Coupon	3137FTFY8	50,000.00	FHMS K-109 A2 1.558 04/25/2030		64.92	64.92
06/25/2026	Coupon	3137H4BY5	50,000.00	FHMS K-746 A2 2.031 09/25/2028		84.63	84.63
06/30/2026	Coupon	91282CEV9	75,000.00	UNITED STATES TREASURY 3.25 06/30/2029		1,218.75	1,218.75
06/30/2026	Coupon	91282CGC9	125,000.00	UNITED STATES TREASURY 3.875 12/31/2027		2,421.88	2,421.88
06/30/2026	Coupon	91282CJQ5	65,000.00	UNITED STATES TREASURY 3.75 12/31/2030		1,218.75	1,218.75
06/30/2026	Coupon	91282CKX8	55,000.00	UNITED STATES TREASURY 4.25 06/30/2029		1,168.75	1,168.75
06/30/2026	Coupon	91282CMD0	65,000.00	UNITED STATES TREASURY 4.375 12/31/2029		1,421.88	1,421.88
06/30/2026	Coupon	91282CNK3	55,000.00	UNITED STATES TREASURY 3.875 06/30/2030		1,065.63	1,065.63
06/30/2026	Coupon	91282CPR6	65,000.00	UNITED STATES TREASURY 3.625 12/31/2030		1,178.13	1,178.13
<b>June 2026 Total</b>					<b>3,187.52</b>	<b>25,327.64</b>	<b>28,515.16</b>
<b>JULY 2026</b>							
07/10/2026	Coupon	89236TPH2	25,000.00	TOYOTA MOTOR CREDIT CORP 4.2 01/10/2031		519.17	519.17



**CASH FLOW REPORT**

Three Valleys Municipal Water District | Account #10065 | As of March 31, 2026

Payment Date	Transaction Type	CUSIP	Quantity	Security Description	Principal Amount	Income	Total Amount
07/13/2026	Coupon	459058KT9	35,000.00	INTERNATIONAL BANK FOR RECONSTRUCTION AND DEVELOPM 3.5 07/12/2028		612.50	612.50
07/13/2026	Coupon	45950KDD9	40,000.00	INTERNATIONAL FINANCE CORP 4.5 07/13/2028		900.00	900.00
07/15/2026	Coupon	34535VAD6	30,000.00	FORDO 2024-D A3 4.61 08/15/2029		115.25	115.25
07/15/2026	Coupon	44935CAD3	30,000.00	HART 2025-A A3 4.32 10/15/2029		108.00	108.00
07/15/2026	Coupon	47800BAC2	4,259.78	JDOT 2022-C A3 5.09 06/15/2027		1.90	1.90
07/15/2026	Effective Maturity	47800BAC2	4,259.78	JDOT 2022-C A3 5.09 06/15/2027	447.14		447.14
07/15/2026	Coupon	58768YAD7	25,000.00	MBALT 2025-A A3 4.61 04/16/2029		96.04	96.04
07/15/2026	Coupon	87612EBM7	25,000.00	TARGET CORP 1.95 01/15/2027		243.75	243.75
07/15/2026	Coupon	89231GAD0	30,000.00	TAOT 2025-D A3 3.84 06/17/2030		96.00	96.00
07/15/2026	Coupon	89239TAD4	15,000.00	TAOT 2024-D A3 4.4 06/15/2029		53.56	53.56
07/15/2026	Principal Paydown	89239TAD4	15,000.00	TAOT 2024-D A3 4.4 06/15/2029	869.57		869.57
07/15/2026	Coupon	91324PFG2	60,000.00	UNITEDHEALTH GROUP INC 4.8 01/15/2030		1,440.00	1,440.00
07/21/2026	Coupon	43813YAC6	28,923.44	HAROT 2024-3 A3 4.57 03/21/2029		97.45	97.45
07/21/2026	Principal Paydown	43813YAC6	28,923.44	HAROT 2024-3 A3 4.57 03/21/2029	1,717.12		1,717.12
07/23/2026	Coupon	06051GHV4	25,000.00	BANK OF AMERICA CORP 3.194 07/23/2030		399.25	399.25
07/27/2026	Coupon	05594HAD5	25,000.00	BMWLT 2025-2 A3 3.97 09/25/2028		82.71	82.71
07/27/2026	Coupon	3137FETN0	50,000.00	FHMS K-073 A2 3.35 01/25/2028		139.58	139.58
07/27/2026	Coupon	3137FG6X8	90,000.00	FHMS K-077 A2 3.85 05/25/2028		288.75	288.75
07/27/2026	Coupon	3137FTFY8	50,000.00	FHMS K-109 A2 1.558 04/25/2030		64.92	64.92
07/27/2026	Coupon	3137H4BY5	50,000.00	FHMS K-746 A2 2.031 09/25/2028		84.63	84.63
07/30/2026	Coupon	025816DY2	60,000.00	AMERICAN EXPRESS CO 5.085 01/30/2031		1,525.50	1,525.50
07/31/2026	Coupon	69371RS80	60,000.00	PACCAR FINANCIAL CORP 4.6 01/31/2029		1,380.00	1,380.00
07/31/2026	Coupon	91282CFB2	125,000.00	UNITED STATES TREASURY 2.75 07/31/2027		1,718.75	1,718.75
07/31/2026	Coupon	91282CHQ7	60,000.00	UNITED STATES TREASURY 4.125 07/31/2028		1,237.50	1,237.50
07/31/2026	Coupon	91282CJW2	90,000.00	UNITED STATES TREASURY 4.0 01/31/2029		1,800.00	1,800.00
07/31/2026	Coupon	91282CJX0	65,000.00	UNITED STATES TREASURY 4.0 01/31/2031		1,300.00	1,300.00
07/31/2026	Coupon	91282CLC3	95,000.00	UNITED STATES TREASURY 4.0 07/31/2029		1,900.00	1,900.00
07/31/2026	Coupon	91282CNN7	55,000.00	UNITED STATES TREASURY 3.875 07/31/2030		1,065.63	1,065.63
<b>July 2026 Total</b>					<b>3,033.84</b>	<b>17,270.82</b>	<b>20,304.66</b>
<b>AUGUST 2026</b>							

## CASH FLOW REPORT

Three Valleys Municipal Water District | Account #10065 | As of March 31, 2026

Payment Date	Transaction Type	CUSIP	Quantity	Security Description	Principal Amount	Income	Total Amount
08/07/2026	Coupon	63743HFX5	60,000.00	NATIONAL RURAL UTILITIES COOPERATIVE FINANCE CORP 4.95 02/07/2030		1,485.00	1,485.00
08/17/2026	Coupon	34535VAD6	30,000.00	FORDO 2024-D A3 4.61 08/15/2029		115.25	115.25
08/17/2026	Coupon	44935CAD3	30,000.00	HART 2025-A A3 4.32 10/15/2029		108.00	108.00
08/17/2026	Coupon	4581X0EN4	60,000.00	INTER-AMERICAN DEVELOPMENT BANK 4.125 02/15/2029		1,237.50	1,237.50
08/17/2026	Coupon	58768YAD7	25,000.00	MBALT 2025-A A3 4.61 04/16/2029		96.04	96.04
08/17/2026	Coupon	89231GAD0	30,000.00	TAOT 2025-D A3 3.84 06/17/2030		96.00	96.00
08/17/2026	Coupon	89239TAD4	15,000.00	TAOT 2024-D A3 4.4 06/15/2029		50.37	50.37
08/17/2026	Principal Paydown	89239TAD4	15,000.00	TAOT 2024-D A3 4.4 06/15/2029	800.39		800.39
08/17/2026	Coupon	9128282A7	75,000.00	UNITED STATES TREASURY 1.5 08/15/2026		562.50	562.50
08/17/2026	Final Maturity	9128282A7	75,000.00	UNITED STATES TREASURY 1.5 08/15/2026	75,000.00		75,000.00
08/21/2026	Coupon	43813YAC6	28,923.44	HAROT 2024-3 A3 4.57 03/21/2029		90.91	90.91
08/21/2026	Principal Paydown	43813YAC6	28,923.44	HAROT 2024-3 A3 4.57 03/21/2029	1,667.38		1,667.38
08/25/2026	Coupon	05594HAD5	25,000.00	BMWLT 2025-2 A3 3.97 09/25/2028		82.71	82.71
08/25/2026	Coupon	3137FETN0	50,000.00	FHMS K-073 A2 3.35 01/25/2028		139.58	139.58
08/25/2026	Principal Paydown	3137FETN0	50,000.00	FHMS K-073 A2 3.35 01/25/2028	7.52		7.52
08/25/2026	Coupon	3137FG6X8	90,000.00	FHMS K-077 A2 3.85 05/25/2028		288.75	288.75
08/25/2026	Coupon	3137FTFY8	50,000.00	FHMS K-109 A2 1.558 04/25/2030		64.92	64.92
08/25/2026	Coupon	3137H4BY5	50,000.00	FHMS K-746 A2 2.031 09/25/2028		84.63	84.63
08/31/2026	Coupon	91282CFJ5	135,000.00	UNITED STATES TREASURY 3.125 08/31/2029		2,109.38	2,109.38
08/31/2026	Coupon	91282CKD2	70,000.00	UNITED STATES TREASURY 4.25 02/28/2029		1,487.50	1,487.50
08/31/2026	Coupon	91282CNX5	55,000.00	UNITED STATES TREASURY 3.625 08/31/2030		996.88	996.88
08/31/2026	Coupon	91282CQD6	70,000.00	UNITED STATES TREASURY 3.5 02/28/2031		1,225.00	1,225.00
<b>August 2026 Total</b>					<b>77,475.29</b>	<b>10,320.91</b>	<b>87,796.20</b>
<b>SEPTEMBER 2026</b>							
09/08/2026	Coupon	06051GHG7	45,000.00	BANK OF AMERICA CORP 3.97 03/05/2029		893.25	893.25
09/08/2026	Coupon	3130AWTR1	100,000.00	FEDERAL HOME LOAN BANKS 4.375 09/08/2028		2,187.50	2,187.50
09/10/2026	Coupon	3130ATS57	60,000.00	FEDERAL HOME LOAN BANKS 4.5 03/10/2028		1,350.00	1,350.00
09/15/2026	Coupon	084664CZ2	90,000.00	BERKSHIRE HATHAWAY FINANCE CORP 2.3 03/15/2027		1,035.00	1,035.00



**CASH FLOW REPORT**

Three Valleys Municipal Water District | Account #10065 | As of March 31, 2026

Payment Date	Transaction Type	CUSIP	Quantity	Security Description	Principal Amount	Income	Total Amount
09/15/2026	Coupon	09247XAN1	85,000.00	BLACKROCK FINANCE INC 3.2 03/15/2027		1,360.00	1,360.00
09/15/2026	Coupon	34535VAD6	30,000.00	FORDO 2024-D A3 4.61 08/15/2029		115.25	115.25
09/15/2026	Principal Paydown	34535VAD6	30,000.00	FORDO 2024-D A3 4.61 08/15/2029	1,572.50		1,572.50
09/15/2026	Coupon	44935CAD3	30,000.00	HART 2025-A A3 4.32 10/15/2029		108.00	108.00
09/15/2026	Coupon	571748CA8	60,000.00	MARSH & MCLENNAN COMPANIES INC 4.65 03/15/2030		1,395.00	1,395.00
09/15/2026	Coupon	58768YAD7	25,000.00	MBALT 2025-A A3 4.61 04/16/2029		96.04	96.04
09/15/2026	Coupon	756109BR4	60,000.00	REALTY INCOME CORP 4.85 03/15/2030		1,455.00	1,455.00
09/15/2026	Coupon	89231GAD0	30,000.00	TAOT 2025-D A3 3.84 06/17/2030		96.00	96.00
09/15/2026	Coupon	89239TAD4	15,000.00	TAOT 2024-D A3 4.4 06/15/2029		47.44	47.44
09/15/2026	Principal Paydown	89239TAD4	15,000.00	TAOT 2024-D A3 4.4 06/15/2029	774.76		774.76
09/17/2026	Coupon	931142ER0	10,000.00	WALMART INC 1.05 09/17/2026		52.50	52.50
09/17/2026	Final Maturity	931142ER0	10,000.00	WALMART INC 1.05 09/17/2026	10,000.00		10,000.00
09/21/2026	Coupon	43813YAC6	28,923.44	HAROT 2024-3 A3 4.57 03/21/2029		84.56	84.56
09/21/2026	Principal Paydown	43813YAC6	28,923.44	HAROT 2024-3 A3 4.57 03/21/2029	1,631.84		1,631.84
09/22/2026	Coupon	3133EPWK7	130,000.00	FEDERAL FARM CREDIT BANKS FUNDING CORP 4.5 09/22/2028		2,925.00	2,925.00
09/25/2026	Coupon	05594HAD5	25,000.00	BMWLT 2025-2 A3 3.97 09/25/2028		82.71	82.71
09/25/2026	Coupon	3137FETN0	50,000.00	FHMS K-073 A2 3.35 01/25/2028		139.56	139.56
09/25/2026	Principal Paydown	3137FETN0	50,000.00	FHMS K-073 A2 3.35 01/25/2028	87.89		87.89
09/25/2026	Coupon	3137FG6X8	90,000.00	FHMS K-077 A2 3.85 05/25/2028		288.75	288.75
09/25/2026	Coupon	3137FTFY8	50,000.00	FHMS K-109 A2 1.558 04/25/2030		64.92	64.92
09/25/2026	Coupon	3137H4BY5	50,000.00	FHMS K-746 A2 2.031 09/25/2028		84.63	84.63
09/30/2026	Coupon	91282CEF4	90,000.00	UNITED STATES TREASURY 2.5 03/31/2027		1,125.00	1,125.00
09/30/2026	Coupon	91282CKG5	75,000.00	UNITED STATES TREASURY 4.125 03/31/2029		1,546.88	1,546.88
09/30/2026	Coupon	91282CLN9	50,000.00	UNITED STATES TREASURY 3.5 09/30/2029		875.00	875.00
09/30/2026	Coupon	91282CMU2	75,000.00	UNITED STATES TREASURY 4.0 03/31/2030		1,500.00	1,500.00
09/30/2026	Coupon	91282CPA3	55,000.00	UNITED STATES TREASURY 3.625 09/30/2030		996.88	996.88
<b>September 2026 Total</b>					<b>14,066.99</b>	<b>19,904.85</b>	<b>33,971.84</b>
<b>OCTOBER 2026</b>							
10/01/2026	Coupon	828807DZ7	60,000.00	SIMON PROPERTY GROUP LP 4.375 10/01/2030		1,312.50	1,312.50



**CASH FLOW REPORT**

Three Valleys Municipal Water District | Account #10065 | As of March 31, 2026

Payment Date	Transaction Type	CUSIP	Quantity	Security Description	Principal Amount	Income	Total Amount
10/05/2026	Coupon	89115A2Y7	55,000.00	TORONTO-DOMINION BANK 4.994 04/05/2029		1,373.35	1,373.35
10/13/2026	Coupon	023135CF1	30,000.00	AMAZON.COM INC 3.3 04/13/2027		495.00	495.00
10/13/2026	Coupon	24422EVW6	90,000.00	JOHN DEERE CAPITAL CORP 1.3 10/13/2026		585.00	585.00
10/13/2026	Final Maturity	24422EVW6	90,000.00	JOHN DEERE CAPITAL CORP 1.3 10/13/2026	90,000.00		90,000.00
10/15/2026	Coupon	34535VAD6	30,000.00	FORDO 2024-D A3 4.61 08/15/2029		109.21	109.21
10/15/2026	Principal Paydown	34535VAD6	30,000.00	FORDO 2024-D A3 4.61 08/15/2029	1,089.97		1,089.97
10/15/2026	Coupon	44935CAD3	30,000.00	HART 2025-A A3 4.32 10/15/2029		108.00	108.00
10/15/2026	Coupon	58768YAD7	25,000.00	MBALT 2025-A A3 4.61 04/16/2029		96.04	96.04
10/15/2026	Coupon	89231GAD0	30,000.00	TAOT 2025-D A3 3.84 06/17/2030		96.00	96.00
10/15/2026	Coupon	89239TAD4	15,000.00	TAOT 2024-D A3 4.4 06/15/2029		44.60	44.60
10/15/2026	Principal Paydown	89239TAD4	15,000.00	TAOT 2024-D A3 4.4 06/15/2029	745.98		745.98
10/16/2026	Coupon	459058LN1	85,000.00	INTERNATIONAL BANK FOR RECONSTRUCTION AND DEVELOPM 3.875 10/16/2029		1,646.88	1,646.88
10/21/2026	Coupon	43813YAC6	28,923.44	HAROT 2024-3 A3 4.57 03/21/2029		78.35	78.35
10/21/2026	Principal Paydown	43813YAC6	28,923.44	HAROT 2024-3 A3 4.57 03/21/2029	1,570.02		1,570.02
10/26/2026	Coupon	05594HAD5	25,000.00	BMWLT 2025-2 A3 3.97 09/25/2028		82.71	82.71
10/26/2026	Coupon	3137FETN0	50,000.00	FHMS K-073 A2 3.35 01/25/2028		139.32	139.32
10/26/2026	Principal Paydown	3137FETN0	50,000.00	FHMS K-073 A2 3.35 01/25/2028	94.01		94.01
10/26/2026	Coupon	3137FG6X8	90,000.00	FHMS K-077 A2 3.85 05/25/2028		288.75	288.75
10/26/2026	Coupon	3137FTFY8	50,000.00	FHMS K-109 A2 1.558 04/25/2030		64.92	64.92
10/26/2026	Coupon	3137H4BY5	50,000.00	FHMS K-746 A2 2.031 09/25/2028		84.63	84.63
10/26/2026	Coupon	857477DB6	60,000.00	STATE STREET CORP 4.834 04/24/2030		1,450.20	1,450.20
<b>October 2026 Total</b>					<b>93,499.97</b>	<b>8,055.43</b>	<b>101,555.40</b>
<b>NOVEMBER 2026</b>							
11/02/2026	Coupon	91282CKP5	80,000.00	UNITED STATES TREASURY 4.625 04/30/2029		1,850.00	1,850.00
11/02/2026	Coupon	91282CLR0	60,000.00	UNITED STATES TREASURY 4.125 10/31/2029		1,237.50	1,237.50
11/02/2026	Coupon	91282CMZ1	60,000.00	UNITED STATES TREASURY 3.875 04/30/2030		1,162.50	1,162.50
11/02/2026	Coupon	91282CPD7	50,000.00	UNITED STATES TREASURY 3.625 10/31/2030		906.25	906.25
11/10/2026	Coupon	037833ET3	10,000.00	APPLE INC 4.0 05/10/2028		200.00	200.00
11/10/2026	Coupon	665859AW4	70,000.00	NORTHERN TRUST CORP 4.0 05/10/2027		1,400.00	1,400.00
11/13/2026	Coupon	3133EPC45	100,000.00	FEDERAL FARM CREDIT BANKS FUNDING CORP 4.625 11/13/2028		2,312.50	2,312.50

## CASH FLOW REPORT

Three Valleys Municipal Water District | Account #10065 | As of March 31, 2026

Payment Date	Transaction Type	CUSIP	Quantity	Security Description	Principal Amount	Income	Total Amount
11/16/2026	Coupon	341081GN1	60,000.00	FLORIDA POWER & LIGHT CO 4.4 05/15/2028		1,320.00	1,320.00
11/16/2026	Coupon	34535VAD6	30,000.00	FORDO 2024-D A3 4.61 08/15/2029		105.02	105.02
11/16/2026	Principal Paydown	34535VAD6	30,000.00	FORDO 2024-D A3 4.61 08/15/2029	1,645.74		1,645.74
11/16/2026	Coupon	44935CAD3	30,000.00	HART 2025-A A3 4.32 10/15/2029		108.00	108.00
11/16/2026	Principal Paydown	44935CAD3	30,000.00	HART 2025-A A3 4.32 10/15/2029	246.24		246.24
11/16/2026	Coupon	58768YAD7	25,000.00	MBALT 2025-A A3 4.61 04/16/2029		96.04	96.04
11/16/2026	Coupon	89231GAD0	30,000.00	TAOT 2025-D A3 3.84 06/17/2030		96.00	96.00
11/16/2026	Coupon	89239TAD4	15,000.00	TAOT 2024-D A3 4.4 06/15/2029		41.86	41.86
11/16/2026	Principal Paydown	89239TAD4	15,000.00	TAOT 2024-D A3 4.4 06/15/2029	731.60		731.60
11/17/2026	Coupon	58933YBH7	15,000.00	MERCK & CO INC 4.05 05/17/2028		303.75	303.75
11/23/2026	Coupon	43813YAC6	28,923.44	HAROT 2024-3 A3 4.57 03/21/2029		72.37	72.37
11/23/2026	Principal Paydown	43813YAC6	28,923.44	HAROT 2024-3 A3 4.57 03/21/2029	1,531.96		1,531.96
11/25/2026	Coupon	05594HAD5	25,000.00	BMWLT 2025-2 A3 3.97 09/25/2028		82.71	82.71
11/25/2026	Coupon	3137FETN0	50,000.00	FHMS K-073 A2 3.35 01/25/2028		139.05	139.05
11/25/2026	Principal Paydown	3137FETN0	50,000.00	FHMS K-073 A2 3.35 01/25/2028	88.45		88.45
11/25/2026	Coupon	3137FG6X8	90,000.00	FHMS K-077 A2 3.85 05/25/2028		288.75	288.75
11/25/2026	Coupon	3137FTFY8	50,000.00	FHMS K-109 A2 1.558 04/25/2030		64.92	64.92
11/25/2026	Coupon	3137H4BY5	50,000.00	FHMS K-746 A2 2.031 09/25/2028		84.63	84.63
11/30/2026	Coupon	91282CET4	150,000.00	UNITED STATES TREASURY 2.625 05/31/2027		1,968.75	1,968.75
11/30/2026	Coupon	91282CHE4	70,000.00	UNITED STATES TREASURY 3.625 05/31/2028		1,268.75	1,268.75
11/30/2026	Coupon	91282CHF1	55,000.00	UNITED STATES TREASURY 3.75 05/31/2030		1,031.25	1,031.25
11/30/2026	Coupon	91282CKT7	60,000.00	UNITED STATES TREASURY 4.5 05/31/2029		1,350.00	1,350.00
11/30/2026	Coupon	91282CMA6	70,000.00	UNITED STATES TREASURY 4.125 11/30/2029		1,443.75	1,443.75
11/30/2026	Coupon	91282CPN5	65,000.00	UNITED STATES TREASURY 3.5 11/30/2030		1,137.50	1,137.50
<b>November 2026</b>							
<b>Total</b>					<b>4,243.99</b>	<b>20,071.84</b>	<b>24,315.83</b>
<b>DECEMBER 2026</b>							
12/07/2026	Coupon	46647PAX4	70,000.00	JPMORGAN CHASE & CO 4.452 12/05/2029		1,558.20	1,558.20
12/08/2026	Coupon	3130AXQK7	80,000.00	FEDERAL HOME LOAN BANKS 4.75 12/08/2028		1,900.00	1,900.00
12/08/2026	Coupon	3130B1BC0	55,000.00	FEDERAL HOME LOAN BANKS 4.625 06/08/2029		1,271.88	1,271.88
12/15/2026	Coupon	34535VAD6	30,000.00	FORDO 2024-D A3 4.61 08/15/2029		98.70	98.70



**CASH FLOW REPORT**

Three Valleys Municipal Water District | Account #10065 | As of March 31, 2026

Payment Date	Transaction Type	CUSIP	Quantity	Security Description	Principal Amount	Income	Total Amount
12/15/2026	Principal Paydown	34535VAD6	30,000.00	FORDO 2024-D A3 4.61 08/15/2029	1,548.64		1,548.64
12/15/2026	Coupon	44935CAD3	30,000.00	HART 2025-A A3 4.32 10/15/2029		107.11	107.11
12/15/2026	Principal Paydown	44935CAD3	30,000.00	HART 2025-A A3 4.32 10/15/2029	1,718.71		1,718.71
12/15/2026	Coupon	58768YAD7	25,000.00	MBALT 2025-A A3 4.61 04/16/2029		96.04	96.04
12/15/2026	Coupon	74340XCG4	60,000.00	PROLOGIS LP 4.875 06/15/2028		1,462.50	1,462.50
12/15/2026	Coupon	89231GAD0	30,000.00	TAOT 2025-D A3 3.84 06/17/2030		96.00	96.00
12/15/2026	Coupon	89239TAD4	15,000.00	TAOT 2024-D A3 4.4 06/15/2029		39.18	39.18
12/15/2026	Principal Paydown	89239TAD4	15,000.00	TAOT 2024-D A3 4.4 06/15/2029	695.44		695.44
12/21/2026	Coupon	43813YAC6	28,923.44	HAROT 2024-3 A3 4.57 03/21/2029		66.53	66.53
12/21/2026	Principal Paydown	43813YAC6	28,923.44	HAROT 2024-3 A3 4.57 03/21/2029	1,460.96		1,460.96
12/25/2026	Coupon	05594HAD5	25,000.00	BMWLT 2025-2 A3 3.97 09/25/2028		82.71	82.71
12/25/2026	Principal Paydown	05594HAD5	25,000.00	BMWLT 2025-2 A3 3.97 09/25/2028	204.08		204.08
12/25/2026	Coupon	3137FETN0	50,000.00	FHMS K-073 A2 3.35 01/25/2028		138.81	138.81
12/25/2026	Principal Paydown	3137FETN0	50,000.00	FHMS K-073 A2 3.35 01/25/2028	94.55		94.55
12/25/2026	Coupon	3137FG6X8	90,000.00	FHMS K-077 A2 3.85 05/25/2028		288.75	288.75
12/25/2026	Coupon	3137FTFY8	50,000.00	FHMS K-109 A2 1.558 04/25/2030		64.92	64.92
12/25/2026	Coupon	3137H4BY5	50,000.00	FHMS K-746 A2 2.031 09/25/2028		84.63	84.63
12/31/2026	Coupon	91282CEV9	75,000.00	UNITED STATES TREASURY 3.25 06/30/2029		1,218.75	1,218.75
12/31/2026	Coupon	91282CGC9	125,000.00	UNITED STATES TREASURY 3.875 12/31/2027		2,421.88	2,421.88
12/31/2026	Coupon	91282CJQ5	65,000.00	UNITED STATES TREASURY 3.75 12/31/2030		1,218.75	1,218.75
12/31/2026	Coupon	91282CKX8	55,000.00	UNITED STATES TREASURY 4.25 06/30/2029		1,168.75	1,168.75
12/31/2026	Coupon	91282CMD0	65,000.00	UNITED STATES TREASURY 4.375 12/31/2029		1,421.88	1,421.88
12/31/2026	Coupon	91282CNK3	55,000.00	UNITED STATES TREASURY 3.875 06/30/2030		1,065.63	1,065.63
12/31/2026	Coupon	91282CPR6	65,000.00	UNITED STATES TREASURY 3.625 12/31/2030		1,178.13	1,178.13
<b>December 2026</b>							
<b>Total</b>					<b>5,722.38</b>	<b>17,049.70</b>	<b>22,772.07</b>
<b>JANUARY 2027</b>							
01/11/2027	Coupon	89236TPH2	25,000.00	TOYOTA MOTOR CREDIT CORP 4.2 01/10/2031		525.00	525.00
01/12/2027	Coupon	459058KT9	35,000.00	INTERNATIONAL BANK FOR RECONSTRUCTION AND DEVELOPM 3.5 07/12/2028		612.50	612.50
01/13/2027	Coupon	45950KDD9	40,000.00	INTERNATIONAL FINANCE CORP 4.5 07/13/2028		900.00	900.00



**CASH FLOW REPORT**

Three Valleys Municipal Water District | Account #10065 | As of March 31, 2026

Payment Date	Transaction Type	CUSIP	Quantity	Security Description	Principal Amount	Income	Total Amount
01/15/2027	Coupon	34535VAD6	30,000.00	FORDO 2024-D A3 4.61 08/15/2029		92.75	92.75
01/15/2027	Principal Paydown	34535VAD6	30,000.00	FORDO 2024-D A3 4.61 08/15/2029	1,522.34		1,522.34
01/15/2027	Coupon	44935CAD3	30,000.00	HART 2025-A A3 4.32 10/15/2029		100.93	100.93
01/15/2027	Principal Paydown	44935CAD3	30,000.00	HART 2025-A A3 4.32 10/15/2029	1,683.26		1,683.26
01/15/2027	Coupon	58768YAD7	25,000.00	MBALT 2025-A A3 4.61 04/16/2029		96.04	96.04
01/15/2027	Coupon	87612EBM7	25,000.00	TARGET CORP 1.95 01/15/2027		243.75	243.75
01/15/2027	Final Maturity	87612EBM7	25,000.00	TARGET CORP 1.95 01/15/2027	25,000.00		25,000.00
01/15/2027	Coupon	89231GAD0	30,000.00	TAOT 2025-D A3 3.84 06/17/2030		96.00	96.00
01/15/2027	Coupon	89239TAD4	15,000.00	TAOT 2024-D A3 4.4 06/15/2029		36.63	36.63
01/15/2027	Principal Paydown	89239TAD4	15,000.00	TAOT 2024-D A3 4.4 06/15/2029	683.92		683.92
01/15/2027	Coupon	91324PFG2	60,000.00	UNITEDHEALTH GROUP INC 4.8 01/15/2030		1,440.00	1,440.00
01/21/2027	Coupon	43813YAC6	28,923.44	HAROT 2024-3 A3 4.57 03/21/2029		60.97	60.97
01/21/2027	Principal Paydown	43813YAC6	28,923.44	HAROT 2024-3 A3 4.57 03/21/2029	1,430.37		1,430.37
01/25/2027	Coupon	05594HAD5	25,000.00	BMWLT 2025-2 A3 3.97 09/25/2028		82.03	82.03
01/25/2027	Principal Paydown	05594HAD5	25,000.00	BMWLT 2025-2 A3 3.97 09/25/2028	3,164.54		3,164.54
01/25/2027	Coupon	06051GHV4	25,000.00	BANK OF AMERICA CORP 3.194 07/23/2030		399.25	399.25
01/25/2027	Coupon	3137FETN0	50,000.00	FHMS K-073 A2 3.35 01/25/2028		138.54	138.54
01/25/2027	Principal Paydown	3137FETN0	50,000.00	FHMS K-073 A2 3.35 01/25/2028	89.01		89.01
01/25/2027	Coupon	3137FG6X8	90,000.00	FHMS K-077 A2 3.85 05/25/2028		288.75	288.75
01/25/2027	Coupon	3137FTFY8	50,000.00	FHMS K-109 A2 1.558 04/25/2030		64.92	64.92
01/25/2027	Coupon	3137H4BY5	50,000.00	FHMS K-746 A2 2.031 09/25/2028		84.63	84.63
<b>January 2027 Total</b>					<b>33,573.45</b>	<b>5,262.68</b>	<b>38,836.13</b>
<b>FEBRUARY 2027</b>							
02/01/2027	Coupon	025816DY2	60,000.00	AMERICAN EXPRESS CO 5.085 01/30/2031		1,525.50	1,525.50
02/01/2027	Coupon	69371RS80	60,000.00	PACCAR FINANCIAL CORP 4.6 01/31/2029		1,380.00	1,380.00
02/01/2027	Coupon	91282CFB2	125,000.00	UNITED STATES TREASURY 2.75 07/31/2027		1,718.75	1,718.75
02/01/2027	Coupon	91282CHQ7	60,000.00	UNITED STATES TREASURY 4.125 07/31/2028		1,237.50	1,237.50
02/01/2027	Coupon	91282CJW2	90,000.00	UNITED STATES TREASURY 4.0 01/31/2029		1,800.00	1,800.00
02/01/2027	Coupon	91282CJX0	65,000.00	UNITED STATES TREASURY 4.0 01/31/2031		1,300.00	1,300.00
02/01/2027	Coupon	91282CLC3	95,000.00	UNITED STATES TREASURY 4.0 07/31/2029		1,900.00	1,900.00
02/01/2027	Coupon	91282CNN7	55,000.00	UNITED STATES TREASURY 3.875 07/31/2030		1,065.63	1,065.63

## CASH FLOW REPORT

Three Valleys Municipal Water District | Account #10065 | As of March 31, 2026

Payment Date	Transaction Type	CUSIP	Quantity	Security Description	Principal Amount	Income	Total Amount
02/08/2027	Coupon	63743HFX5	60,000.00	NATIONAL RURAL UTILITIES COOPERATIVE FINANCE CORP 4.95 02/07/2030		1,485.00	1,485.00
02/15/2027	Coupon	34535VAD6	30,000.00	FORDO 2024-D A3 4.61 08/15/2029		86.90	86.90
02/15/2027	Principal Paydown	34535VAD6	30,000.00	FORDO 2024-D A3 4.61 08/15/2029	1,506.91		1,506.91
02/15/2027	Coupon	44935CAD3	30,000.00	HART 2025-A A3 4.32 10/15/2029		94.87	94.87
02/15/2027	Principal Paydown	44935CAD3	30,000.00	HART 2025-A A3 4.32 10/15/2029	1,667.05		1,667.05
02/15/2027	Coupon	58768YAD7	25,000.00	MBALT 2025-A A3 4.61 04/16/2029		96.04	96.04
02/15/2027	Principal Paydown	58768YAD7	25,000.00	MBALT 2025-A A3 4.61 04/16/2029	1,035.80		1,035.80
02/15/2027	Coupon	89231GAD0	30,000.00	TAOT 2025-D A3 3.84 06/17/2030		96.00	96.00
02/15/2027	Coupon	89239TAD4	15,000.00	TAOT 2024-D A3 4.4 06/15/2029		34.12	34.12
02/15/2027	Principal Paydown	89239TAD4	15,000.00	TAOT 2024-D A3 4.4 06/15/2029	676.51		676.51
02/16/2027	Coupon	4581X0EN4	60,000.00	INTER-AMERICAN DEVELOPMENT BANK 4.125 02/15/2029		1,237.50	1,237.50
02/22/2027	Coupon	43813YAC6	28,923.44	HAROT 2024-3 A3 4.57 03/21/2029		55.52	55.52
02/22/2027	Principal Paydown	43813YAC6	28,923.44	HAROT 2024-3 A3 4.57 03/21/2029	1,405.75		1,405.75
02/25/2027	Coupon	05594HAD5	25,000.00	BMWLT 2025-2 A3 3.97 09/25/2028		71.56	71.56
02/25/2027	Principal Paydown	05594HAD5	25,000.00	BMWLT 2025-2 A3 3.97 09/25/2028	2,342.60		2,342.60
02/25/2027	Coupon	3137FETN0	50,000.00	FHMS K-073 A2 3.35 01/25/2028		138.30	138.30
02/25/2027	Principal Paydown	3137FETN0	50,000.00	FHMS K-073 A2 3.35 01/25/2028	89.29		89.29
02/25/2027	Coupon	3137FG6X8	90,000.00	FHMS K-077 A2 3.85 05/25/2028		288.75	288.75
02/25/2027	Coupon	3137FTFY8	50,000.00	FHMS K-109 A2 1.558 04/25/2030		64.92	64.92
02/25/2027	Coupon	3137H4BY5	50,000.00	FHMS K-746 A2 2.031 09/25/2028		84.63	84.63
<b>February 2027 Total</b>					<b>8,723.91</b>	<b>15,761.48</b>	<b>24,485.38</b>
<b>Grand Total</b>			<b>13,730,423.70</b>		<b>334,086.53</b>	<b>159,791.32</b>	<b>493,877.85</b>

## IMPORTANT DISCLOSURES

Three Valleys Municipal Water District | Account #10065 | As of March 31, 2026

Chandler Asset Management, Inc. (“Chandler”) is an SEC registered investment adviser. For additional information about our firm, please see our current disclosures (Form ADV). To obtain a copy of our current disclosures, you may contact your client service representative by calling the number on the front of this statement or you may visit our website at [www.chandlerasset.com](http://www.chandlerasset.com).

Information contained in this monthly statement is confidential and is provided for informational purposes only and should not be construed as specific investment or legal advice. The information contained herein was obtained from sources believed to be reliable as of the date of this statement, but may become outdated or superseded at any time without notice.

**Custody:** Your qualified custodian bank maintains control of all assets reflected in this statement and we urge you to compare this statement to the one you receive from your qualified custodian. Chandler does not have any authority to withdraw or deposit funds from/to the custodian account.

**Valuation:** Prices are provided by IDC, an independent pricing source. In the event IDC does not provide a price or if the price provided is not reflective of fair market value, Chandler will obtain pricing from an alternative approved third party pricing source in accordance with our written valuation policy and procedures. Our valuation procedures are also disclosed in Item 5 of our Form ADV Part 2A.

**Performance:** Performance results are presented gross-of-advisory fees and represent the client’s Total Return. The deduction of advisory fees lowers performance results. These results include the reinvestment of dividends and other earnings. Past performance may not be indicative of future results. Therefore, clients should not assume that future performance of any specific investment or investment strategy will be profitable or equal to past performance levels. All investment strategies have the potential for profit or loss. Economic factors, market conditions or changes in investment strategies, contributions or withdrawals may materially alter the performance and results of your portfolio.

Source ICE Data Indices, LLC (“ICE”), used with permission. ICE PERMITS USE OF THE ICE INDICES AND RELATED DATA ON AN “AS IS” BASIS; ICE, ITS AFFILIATES AND THEIR RESPECTIVE THIRD PARTY SUPPLIERS DISCLAIM ANY AND ALL WARRANTIES AND REPRESENTATIONS, EXPRESS AND/OR IMPLIED, INCLUDING ANY WARRANTIES OF MERCHANTABILITY OR FITNESS FOR A PARTICULAR PURPOSE OR USE, INCLUDING THE INDICES, INDEX DATA AND ANY DATA INCLUDED IN, RELATED TO, OR DERIVED THEREFROM. NEITHER ICE DATA, ITS AFFILIATES OR THEIR RESPECTIVE THIRD PARTY PROVIDERS GUARANTEE THE QUALITY, ADEQUACY, ACCURACY, TIMELINESS OR COMPLETENESS OF THE INDICES OR THE INDEX DATA OR ANY COMPONENT THEREOF, AND THE INDICES AND INDEX DATA AND ALL COMPONENTS THEREOF ARE PROVIDED ON AN “AS IS” BASIS AND LICENSEE’S USE IS AT LICENSEE’S OWN RISK. ICE DATA, ITS AFFILIATES AND THEIR RESPECTIVE THIRD PARTY DO NOT SPONSOR, ENDORSE, OR RECOMMEND CHANDLER, OR ANY OF ITS PRODUCTS OR SERVICES.

Index returns assume reinvestment of all distributions. Historical performance results for investment indexes generally do not reflect the deduction of transaction and/or custodial charges or the deduction of an investment management fee, the incurrence of which would have the effect of decreasing historical performance results. It is not possible to invest directly in an index.

**Ratings:** Ratings information have been provided by Moody’s, S&P and Fitch through data feeds we believe to be reliable as of the date of this statement, however we cannot guarantee its accuracy.

Security level ratings for U.S. Agency issued mortgage-backed securities (“MBS”) reflect the issuer rating because the securities themselves are not rated. The issuing U.S. Agency guarantees the full and timely payment of both principal and interest.

**LGIP Yields:** Reported yields for local government investment pools may be presented as either the 30-day yield or the monthly distribution yield, as applicable. For certain funds, the 30-day yield is calculated using reported daily yield data. Yield calculations are subject to change and may not be directly comparable across funds.


**LAIF Yields:** Additional Disclosure for CA Clients - As a result of a reporting lag from the Local Agency Investment Fund (LAIF), reported LAIF yields represent the most recently available Daily Effective Yield and may reflect data from approximately 7–10 days prior to month-end.

**BENCHMARK INDEX & DISCLOSURES**

Three Valleys Municipal Water District | Account #10065 | As of March 31, 2026

Benchmark	Disclosure
ICE BofA 1-5 Yr US Treasury & Agency Index	<p>The ICE BofA 1-5 Year US Treasury &amp; Agency Index tracks the performance of US dollar denominated US Treasury and nonsubordinated US agency debt issued in the US domestic market. Qualifying securities must have an investment grade rating (based on an average of Moody's, S&amp;P and Fitch). Qualifying securities must have at least one year remaining term to final maturity and less than five years remaining term to final maturity, at least 18 months to maturity at time of issuance, a fixed coupon schedule, and a minimum amount outstanding of \$1 billion for sovereigns and \$250 million for agencies.</p>

**BOARD ACTION****BOARD OF DIRECTORS  
STAFF REPORT**

**To:** TVMWD Board of Directors  
**From:** Matthew H. Litchfield, General Manager   
**Date:** April 15, 2026  
**Subject:** YTD District Budget Status Report

**Staff Recommendation**

No Action Necessary – Informational Item Only

**Discussion**

Attached for review is the YTD District Budget Status Report for the period ending March 31, 2026.

Majority of budgets on the summarized level continue to be in line with expectations.

**Fiscal Impact**

None

**Environmental Impact**

None

**Strategic Plan Objective(s)**

2.1 – Financial Stability

**Attachment(s)**

Exhibit A – YTD District Budget Status Report

**Meeting History**

None

NA/BA


THREE VALLEYS MUNICIPAL WATER DISTRICT  
DISTRICT BUDGET - FISCAL YEAR 2025-2026  
Month Ending March 31, 2026

Item 9.B - Exhibit A

	2025-2026 YTD Actuals	Annual Budget All Funds	2025-2026 Percent of Budget	2025-2026 Balance Remaining
<b>REVENUES</b>				
<i>OPERATING REVENUES</i>				
Water Sales	60,089,459	79,008,339	76.1%	18,918,879
MWD RTS Standby Charge	3,868,990	6,865,400	56.4%	2,996,409
MWD Capacity Charge Assessment	1,298,750	1,699,350	76.4%	400,600
TVMWD Fixed Charges	856,748	1,186,421	72.2%	329,673
Hydroelectric Revenue	-	250,000	0.0%	250,000
<i>NON-OPERATING REVENUES</i>				
Property Taxes	1,970,503	3,304,974	59.6%	1,334,471
Interest Income	364,021	215,000	169.3%	(149,021)
Pumpback O&M Reimbursement	-	10,000	0.0%	10,000
Grants and Other Revenue	92,482	-		(92,482)
<b>TOTAL REVENUES</b>	<b>68,540,952</b>	<b>92,539,483</b>	<b>74.1%</b>	<b>23,998,531</b>
<b>EXPENSES</b>				
<i>OPERATING EXPENSES</i>				
MWD Water Purchases	50,187,630	67,352,395	74.5%	17,164,765
MWD RTS Standby Charge	3,252,004	6,865,400	47.4%	3,613,396
Staff Compensation	4,870,809	6,519,702	74.7%	1,648,893
MWD Capacity Charge	898,950	1,699,350	52.9%	800,400
Operations and Maintenance	1,578,804	2,733,700	57.8%	1,154,896
Professional Services	578,524	838,500	69.0%	259,976
Directors Compensation	265,532	462,262	57.4%	196,730
Communication and Conservation Programs	76,708	199,000	38.5%	122,292
Planning & Resources	550,344	544,176	101.1%	(6,168)
Membership Dues and Fees	63,074	100,825	62.6%	37,751
Hydroelectric Facilities	10,096	40,000	25.2%	29,904
Board Elections	-	-	0.0%	-
<i>NON OPERATING EXPENSES</i>				
Pumpback O&M Expenses	7,426	10,000	74.3%	2,574
<i>RESERVE EXPENSES</i>				
Reserve Replenishment	-	390,000	0.0%	390,000
<i>CAPITAL INVESTMENT</i>				
Capital Repair & Replacement	726,289	4,100,981	17.7%	3,374,692
Capital Investment Program	486,887	2,677,523	18.2%	2,190,637
<b>TOTAL EXPENSES</b>	<b>63,553,076</b>	<b>94,533,814</b>	<b>67.2%</b>	<b>30,980,738</b>
<b>NET INCOME (LOSS) BEFORE TRANSFERS</b>		<b>(1,994,331)</b>		
TRANSFER FROM/(TO) CAPITAL RESERVES		125,026		
TRANSFER IN FROM BOARD ELECTION RESERVES		-		
TRANSFER IN FROM ENCUMBERED RESERVES		-		
<b>NET INCOME (LOSS) AFTER TRANSFERS</b>		<b>\$ (1,869,305)</b>		

*\*\*This budget is prepared on a modified cash-basis of accounting, which is a basis of accounting other than generally accepted accounting principles (GAAP).*

**BOARD ACTION****BOARD OF DIRECTORS  
STAFF REPORT**

**To:** TVMWD Board of Directors  
**From:** Matthew H. Litchfield, General Manager   
**Date:** April 15, 2026  
**Subject:** Warrant List

**Staff Recommendation**

Receive and file the Warrant List for the period ending March 31, 2026, as presented.

**Discussion**

The monthly warrant list is provided for your information:

- General checks 55925 through 56009 totaling \$742,608.90 are listed on pages 1 to 3.
- MWD January 2026 water invoice totaling \$3,796,173.80 is listed on page 4.
- Payments to taxing agencies, benefit payments and PERS totaling \$2,249,350.27 are listed on pages 5 to 7.
- Total payroll checks of \$238,097.02 are listed on page 8.
- February 2026 UMPQUA Credit Card expenses totaling \$49,483.74 are listed on page 9.

**Fiscal Impact**

\$5,075,713.73

**Environmental Impact**

None

**Strategic Plan Objective(s)**

2.1 – Financial Stability

**Attachment(s)**

Exhibit A – Warrant List

Meeting History

None

NA/BA





**THREE VALLEYS MUNICIPAL WATER DISTRICT**  
**March 2026**  
**General Checks 55925 through 56009**  
**Payroll Wire Transfer March**  
**Payroll: 03/06/26, 03/20/2026, 03/31/2026 (D)**

Item 9.B - Exhibit A

Check Number	Vendor	Description	Paid Amount
55925	ACCENTURE INFRASTRUCTURE AND CAPITAL	TVMWD - On Call Professional Services	23,760.00
55925	ACCENTURE INFRASTRUCTURE AND CAPITAL	TVMWD - On Call Professional Services	17,280.00
55926	APPLIED TECHNOLOGY GROUP, INC	MONTHLY CHARGE PWAG ASSIGNED RADIO MARCH	30.00
55927	BRUNICK, MCELHANEY & KENNEDY	Legal services provided by Brunick, McElhaney & Kennedy	10,000.00
55928	CANNON CORPORATION	TVMWD Well VFD Replacement	1,240.00
55929	CHARTER COMMUNICATNS HOLDINGS, LLC	675 E MIRAMAR	151.25
55930	DOPUDJA & WELLS CONSULTING	Task Order 2 - PM & Technical Review of Canyon Hydro Analyses	3,265.00
55931	EMPOWER RETIREMENT, LLC	QUARTERLY 457B ADMIN FEES	250.00
55931	EMPOWER RETIREMENT, LLC	QUARTERLY 401A ADMIN FEES	250.00
55932	EVERON, LLC	SERVICE CALL	75.00
55932	EVERON, LLC	SERVIICE CALL	75.00
55933	GEI CONSULTANTS, INC.	2025 Regional Urban Water Management Plan	80,199.85
55934	HACH COMPANY	CHEMKEY	904.34
55935	HARRINGTON IND PLASTICS, LLC	HDYRO	654.24
55936	HIGHROAD INFORMATION TECH, LLC	TVMWD RENEWALS	2,452.00
55936	HIGHROAD INFORMATION TECH, LLC	MANAGED IT SERVICES	2,790.00
55937	JEFFREY C. SCHENKEL, DBA SOUTH COAST MED	La Nueva Voz newspaper ad (2-26-2026)	564.00
55938	LOWE'S	SUPPLIES	955.27
55939	MERCER, DUSTIN	JANITORIAL SERVICES	1,375.00
55940	MICHAEL K. NUNLEY & ASSOCIATES, INC.	ACID FEED SYSTEM UPGRADES	13,285.00
55941	PEST OPTIONS INC.	PEST CONTROL	197.95
55942	PRIME SYSTEMS IND AUTOMATION	General SCADA Programming (Labor)	10,900.00
55943	RINCON CONSULTANTS INC	Grant Tracking Assistance	1,294.00
55944	SCWC	Annual Membership:SCWC Annual Advisory Membership Calendar	2,500.00
55945	SOUTHERN CALIFORNIA EDISON	19 W BASELINE	85.64
55945	SOUTHERN CALIFORNIA EDISON	1059 BASELINE AVE	27.46
55945	SOUTHERN CALIFORNIA EDISON	2010 GRAND AVE	13,765.88
55946	SOUTHLAND ROOFING INC.	ROOF ADMIN & OPERATIONS BUILDING	368,160.72
55947	UNDERGROUND SERVICE ALERT	NEW TICKET CHARGES	72.35
55948	VWR INTERNATIONAL INC.	LAB SUPPLIES	158.51
55949	AIRGAS SPECIALTY PRODUCTS	AMMONIUM REFRIGERANT BULK	5,318.97
55950	AT&T MOBILITY LLC	FIRSTNET MOBILE/MIFI	733.32
55951	AZUSA LIGHT & WATER	ELECTRICITY	40.05



**THREE VALLEYS MUNICIPAL WATER DISTRICT**  
**March 2026**  
**General Checks 55925 through 56009**  
**Payroll Wire Transfer March**  
**Payroll: 03/06/26, 03/20/2026, 03/31/2026 (D)**

Item 9.B - Exhibit A

Check Number	Vendor	Description	Paid Amount
55952	CITY OF CLAREMONT	REFUSE/STREET SWEEPING	253.53
55953	CLAREMONT COURIER	NEWSPAPER SUBSCRIPTION	98.00
55954	CLAREMONT PRINT & COPY	BUSINESS CARDS	96.58
55955	DISTRIBUTOR OPERATIONS INC.	BATTERIES	176.77
55957	GRAINGER	FLOAT VALVE	172.34
55958	HACH COMPANY	LAB SUPPLIES	680.25
55958	HACH COMPANY	CHEMKEY	227.51
55958	HACH COMPANY	CHEMKEY	189.60
55958	HACH COMPANY	CHEMKEY	519.69
55959	HARRINGTON IND PLASTICS, LLC	SOFT WATER	497.08
55960	HARRIS & ASSOCIATES, INC.	PARCEL UPDATES	2,850.00
55961	HERNANDEZ, RAFAEL	TRUST & WILL REIMBURSEMENT	800.00
55962	PLUGOP TECHNOLOGIES	EV CHARGER TROUBLESHOOTING	1,200.00
55963	POMONA CHAMBER OF COMMERCE	Membership Renewals	230.00
55964	SAN ANTONIO WATER COMPANY	Water Availability	4.20
55965	SOUTHERN CALIFORNIA EDISON	PUMPBACK	2,165.00
55965	SOUTHERN CALIFORNIA EDISON	3300 PADUA AVE	185.98
55965	SOUTHERN CALIFORNIA EDISON	INTERCONNECTION 2930 FULTON	110.93
55965	SOUTHERN CALIFORNIA EDISON	INTERCONNECTION 3949 WILLIAMS	92.42
55965	SOUTHERN CALIFORNIA EDISON	675 E MIRAMAR	7,158.84
55965	SOUTHERN CALIFORNIA EDISON	3949 WILLIAMS AVE	15.25
55965	SOUTHERN CALIFORNIA EDISON	2930 FULTON RD	14.39
55966	TK CONSTRUCTION	2" Backflow Installation	20,230.64
55967	VERIZON WIRELESS	CELLULAR & IPAD SERVICES 02/26/26-03/25/26	1,320.34
55967	VERIZON WIRELESS	CELLULAR & IPAD SERVICES 02/26/26-03/25/26	40.04
55967	VERIZON WIRELESS	CELLULAR & IPAD SERVICES 02/26/26-03/25/26	100.07
55967	VERIZON WIRELESS	CELLULAR & IPAD SERVICES 02/26/26-03/25/26	188.79
55968	WEX BANK	Fuel February 2026	1,752.53
55956	BTS UPLAND FORD LLC	VEHICLE MAINTENANCE	1,133.88
55969	CALLTOWER INC.	TELEPHONE LICENSE/SERVICE	723.02
55970	CAMMACK, MARK	RETIREE HEALTH REIMBURSEMENT	202.90
55971	CANON FINANCIAL SERVICES, INC.	COPY MACHINE LEASE	2,707.54
55972	CASELLE, INC.	Maintenance and Support - 04/01/2026 to 04/30/2026	1,797.00
55973	CCS INTERACTIVE	QUARTERLY WEBSITE HOSTING	225.00
55974	CHARTER COMMUNICATNS HOLDINGS, LLC	BROADBAND SERVICES WILLIAMS/PLANT/FULTON	399.99
55975	CLS LANDSCAPE MANAGEMENT	LANDSCAPE MAINTENANCE	3,276.00
55976	COLE, JONATHAN J.	RETIREE HEALTH REIMBURSEMENT	42.55



**THREE VALLEYS MUNICIPAL WATER DISTRICT**  
**March 2026**  
**General Checks 55925 through 56009**  
**Payroll Wire Transfer March**  
**Payroll: 03/06/26, 03/20/2026, 03/31/2026 (D)**

Item 9.B - Exhibit A

Check Number	Vendor	Description	Paid Amount
55977	CONCUR TECHNOLOGIES, INC.	EXPENSE MANAGEMENT SET UP	108.20
55978	CONTRERAS, MARIA	RETIREE HEALTH REIMBURSEMENT	300.00
55979	CRH CALIFORNIA WATER, INC.	COMMERCIAL REPAIR LABOR	403.00
55980	D & H WATER SYSTEMS INC.	W2T11717 SENSOR UNIT	1,342.64
55981	DECHAINE, CYNTHIA	RETIREE HEALTH REIMBURSEMENT	459.62
55982	DISTRIBUTOR OPERATIONS INC.	FOR GAS MONITORS & EMERGENCY CL2 SHUTOFF	122.03
55983	FAULK, GEORGE	RETIREE HEALTH REIMBURSEMENT	355.00
55984	FOOTHILL MUNICIPAL WATER DIST.	ACEQUIA CONSULTING	2,500.00
55985	HANSEN, RICHARD W.	RETIREE HEALTH REIMBURSEMENT	600.00
55986	HARRINGTON IND PLASTICS, LLC	SAMPLE TAPS	493.42
55987	IDEXX DISTRIBUTION CORP	LAB SUPPLIES	1,316.45
55988	KRIEZEL, BETTY	RETIREE HEALTH REIMBURSEMENT	202.90
55989	LAREZ, MARY PAT	RETIREE HEALTH REIMBURSEMENT	142.55
55990	LARIOS, LEONARDO	WELLNESS GRANT - Trust & Will	800.00
55991	MICHAEL J ARNOLD & ASSOC, INC.	LOBBYIST COMPUTER/ IT SUPPORT PLAN	84.00
55991	MICHAEL J ARNOLD & ASSOC, INC.	Retainer for legislative advocacy services.	6,000.00
55992	PALM, JAMES	RETIREE HEALTH REIMBURSEMENT	142.55
55993	PRIME SYSTEMS IND AUTOMATION	PLC & RADIO UPGRADES	25,000.00
55994	SOCALGAS	FULTON SERVICE 02/04/26-03/06/26	14.79
55995	SWRCB-DWOCP	T3 RENEWAL LITCHFIELD	90.00
55996	TK CONSTRUCTION	Valve Can Replacement at Baseline and Live Oak	2,551.97
55997	VERIZON WIRELESS	VERIZON CONNECT	590.27
55998	AIRGAS SPECIALTY PRODUCTS	AMMONIA	1,394.91
55999	B & K ELECTRIC WHOLESale	SCADA SOFTWARE UPGRADE	9,935.55
56000	CORE & MAIN LP	INJECTION SHUTDOWN	10,693.44
56000	CORE & MAIN LP	INJECTION SHUTDOWN	1,105.73
56001	DIAMOND BAR HIGH SCHOOL	DIRECTOR SPONSORSHIP	1,000.00
56002	FOOTHILL MUNICIPAL WATER DIST.	Reimbursable Prof. Services for Nov 2025	2,500.00
56002	FOOTHILL MUNICIPAL WATER DIST.	Reimbursable Prof. Services (for Jan.2026 Services)	2,500.00
56003	GOLDEN STATE WATER COMPANY	MIRAGRAND WATER PURCHASE FEB 13- MARCH 16	439.31
56004	HACH COMPANY	LAB SUPPLIES	554.79
56004	HACH COMPANY	LAB SUPPLIES	437.63
56005	KEMIRA WATER SOLUTIONS, INC.	KEMIRA PAX-XL1900 BULK	26,899.73
56006	MC MASTER-CARR SUPPLY COMPANY	SUPPLIES	413.47
56007	PUBLIC WATER AGENCIES GROUP	Emergency Preparedness Program - March 2026	1,372.00
56008	RED WING BUSINESS ADVNTGE ACCT	SAFTEY BOOTS-ANTONIO CARBAJAL	271.48
56009	SYNAGRO WEST, LLC	SLUDGE REMOVAL	24,782.02



THREE VALLEYS MUNICIPAL WATER DISTRICT  
March 2026  
General Checks 55925 through 56009  
Payroll Wire Transfer March  
Payroll: 03/06/26, 03/20/2026, 03/31/2026 (D)

Item 9.B - Exhibit A

---

Check Number	Vendor	Description	Paid Amount
3302630	METROPOLITAN WATER DISTRICT	JANUARY 2026 MWD WATER INVOICE	3,796,173.80
Grand Totals:			<u>4,538,782.70</u>

---



**THREE VALLEYS MUNICIPAL WATER DISTRICT**  
**March 2026**  
**General Checks 55925 through 56009**  
**Payroll Wire Transfer March**  
**Payroll: 03/06/26, 03/20/2026, 03/31/2026 (D)**

Check Number	Name	Description	Paid Amount
3062654	FEDERAL TAX PAYMENT	Medicare Pay Period: 03/01/2026	2,340.61
3062654	FEDERAL TAX PAYMENT	Medicare Pay Period: 03/01/2026	2,340.61
3062654	FEDERAL TAX PAYMENT	Federal Withholding Tax Pay Period: 03/01/2026	19,168.61
3202654	FEDERAL TAX PAYMENT	Medicare Pay Period: 03/15/2026	2,481.53
3202654	FEDERAL TAX PAYMENT	Medicare Pay Period: 03/15/2026	2,481.53
3202654	FEDERAL TAX PAYMENT	Federal Withholding Tax Pay Period: 03/15/2026	20,150.11
3232673	FEDERAL TAX PAYMENT	Medicare Pay Period: 03/31/2026	262.13
3232673	FEDERAL TAX PAYMENT	Medicare Pay Period: 03/31/2026	262.13
3232673	FEDERAL TAX PAYMENT	Federal Withholding Tax Pay Period: 03/31/2026	531.67
Total 1:			50,018.93
3062656	STATE TAX PAYMENT	State Withholding Tax Pay Period: 03/01/2026	8,115.46
3062656	STATE TAX PAYMENT	State Disability Tax Pay Period: 03/01/2026	2,276.90
3202655	STATE TAX PAYMENT	State Withholding Tax Pay Period: 03/15/2026	8,203.42
3202655	STATE TAX PAYMENT	State Disability Tax Pay Period: 03/15/2026	2,271.99
3232674	STATE TAX PAYMENT	State Withholding Tax Pay Period: 03/31/2026	31.29
Total 2:			20,899.06
3062652	EMPOWER RETIREMENT, LLC	401A Deferred Pay Period: 03/01/2026	6,875.00
3202652	EMPOWER RETIREMENT, LLC	401A Deferred Pay Period: 03/15/2026	6,875.00
Total 3:			13,750.00
3062653	EMPOWER RETIREMENT, LLC	457 Deferred Pay Period: 03/01/2026	13,679.00
3062653	EMPOWER RETIREMENT, LLC	457 Deferred Roth Pay Period: 03/01/2026	2,291.00
3062653	EMPOWER RETIREMENT, LLC	457 Deferred 7.5% Pay Period: 03/01/2026	36.30
3202653	EMPOWER RETIREMENT, LLC	457 Deferred Pay Period: 03/15/2026	13,679.00
3202653	EMPOWER RETIREMENT, LLC	457 Deferred Roth Pay Period: 03/15/2026	2,291.00
3202653	EMPOWER RETIREMENT, LLC	457 Deferred 7.5% Pay Period: 03/15/2026	36.30
3232672	EMPOWER RETIREMENT, LLC	457 Deferred Pay Period: 03/31/2026	4,906.79
3232672	EMPOWER RETIREMENT, LLC	457 Deferred 7.5% Pay Period: 03/31/2026	1,526.26



**THREE VALLEYS MUNICIPAL WATER DISTRICT**  
**March 2026**  
**General Checks 55925 through 56009**  
**Payroll Wire Transfer March**  
**Payroll: 03/06/26, 03/20/2026, 03/31/2026 (D)**

Item 9.B - Exhibit A

Check Number	Name	Description	Paid Amount
Total 4:			38,445.65
3192671	AFLAC	AFLAC PRETAX Pay Period: 03/01/2026	570.58
3192671	AFLAC	AFLAC POST Pay Period: 03/01/2026	156.10
3192671	AFLAC	AFLAC PRETAX Pay Period: 03/15/2026	570.58
3192671	AFLAC	AFLAC POST Pay Period: 03/15/2026	156.10
Total 5:			1,453.36
3062651	BASIC	HSA Pay Period: 03/01/2026	2,434.91
3202651	BASIC	HSA Pay Period: 03/15/2026	2,434.91
3232671	BASIC	HSA Pay Period: 03/31/2026	662.50
Total 7:			5,532.32
3062655	PUBLIC EMPLOYEES RETIREMENT SY	PERS Classic Contribution Pay Period: 03/01/2026	6,669.24
3062655	PUBLIC EMPLOYEES RETIREMENT SY	PERS Classic Contribution Pay Period: 03/01/2026	11,985.59
3062655	PUBLIC EMPLOYEES RETIREMENT SY	PERS - PEPRA Contribution Pay Period: 03/01/2026	5,464.96
3062655	PUBLIC EMPLOYEES RETIREMENT SY	PERS - PEPRA Contribution Pay Period: 03/01/2026	5,613.04
3062655	PUBLIC EMPLOYEES RETIREMENT SY	ROUNDING ADJ 0.01	.01
3062655	PUBLIC EMPLOYEES RETIREMENT SY	PERS Survivor Pay Period: 03/01/2026	23.25
3202656	PUBLIC EMPLOYEES RETIREMENT SY	PERS Classic Contribution Pay Period: 03/15/2026	6,598.02
3202656	PUBLIC EMPLOYEES RETIREMENT SY	PERS Classic Contribution Pay Period: 03/15/2026	11,857.58
3202656	PUBLIC EMPLOYEES RETIREMENT SY	ROUNDING ADJ 0.01	.01
3202656	PUBLIC EMPLOYEES RETIREMENT SY	PERS - PEPRA Contribution Pay Period: 03/15/2026	5,445.35
3202656	PUBLIC EMPLOYEES RETIREMENT SY	PERS - PEPRA Contribution Pay Period: 03/15/2026	5,592.90
3202656	PUBLIC EMPLOYEES RETIREMENT SY	PERS Survivor Pay Period: 03/15/2026	23.25
Total 8:			59,273.20
3182671	ACWA/JPIA		557.45
3182671	ACWA/JPIA		557.45
3182671	ACWA/JPIA		588.20
3182671	ACWA/JPIA		12,021.65
3182671	ACWA/JPIA		212.45
3182671	ACWA/JPIA		212.45



**THREE VALLEYS MUNICIPAL WATER DISTRICT**  
**March 2026**  
**General Checks 55925 through 56009**  
**Payroll Wire Transfer March**  
**Payroll: 03/06/26, 03/20/2026, 03/31/2026 (D)**

Item 9.B - Exhibit A

Check Number	Name	Description	Paid Amount
3182671	ACWA/JPIA		212.45
3182671	ACWA/JPIA		424.90
3182671	ACWA/JPIA		22,555.25
3182671	ACWA/JPIA		837.79
3182671	ACWA/JPIA		89.16
3182671	ACWA/JPIA		781.81
3182671	ACWA/JPIA		835.31
3182671	ACWA/JPIA		1,563.62
3182671	ACWA/JPIA		781.81
3182671	ACWA/JPIA		2,853.31
3182671	ACWA/JPIA		430.25
3182671	ACWA/JPIA		62.00
3182671	ACWA/JPIA		227.22
3182671	ACWA/JPIA		4,317.13
3182671	ACWA/JPIA		84.63
3182671	ACWA/JPIA		1,607.97
3182671	ACWA/JPIA		1,563.62
3182671	ACWA/JPIA		144.95
3182671	ACWA/JPIA		2,754.07
3182671	ACWA/JPIA		743.09
3182671	ACWA/JPIA		120.47
3182671	ACWA/JPIA		17.36
Total 9:			57,157.82
3182672	RELIANCE STANDARD LIFE INS CO.	Group Life Insurance Pay Period: 03/15/2026	510.56
3182672	RELIANCE STANDARD LIFE INS CO.	Group Life Insurance Pay Period: 03/15/2026	269.71
3182672	RELIANCE STANDARD LIFE INS CO.	Group Life - Taxable Pay Period: 03/15/2026	797.54
3182672	RELIANCE STANDARD LIFE INS CO.	Group Life Insurance Pay Period: 03/31/2026	11.91
3182672	RELIANCE STANDARD LIFE INS CO.	ROUNDING ADJ 0.01	.01
Total 10:			1,589.73
3262651	RELIANCE STANDARD LIFE INS.	ST/LT Short Term Disability Pay Period: 03/15/2026	1,230.20
Total 11:			1,230.20
Grand Totals:			249,350.27



THREE VALLEYS MUNICIPAL WATER DISTRICT  
March 2026  
General Checks 55925 through 56009  
Payroll Wire Transfer March  
Payroll: 03/06/26, 03/20/2026, 03/31/2026 (D)

Item 9.B - Exhibit A

---

**TOTAL AMOUNT OF PAYROLL CHECKS LISTED**

**\$ 238,097.02**

---

**TOTAL March 2026 CASH DISBURSEMENTS**

**\$ 5,075,713.73**



THREE VALLEYS MUNICIPAL WATER DISTRICT  
Warrant List  
March 2026  
Umpqua Bank Credit Cards Invoice Detail

Vendor	Description	Paid Amount
US WATER SYSTEMS	FLECK 9500 TWIN ALTERNATING WATER SOFTENER	11,147.55
MISCELLANEOUS VENDORS	TREATMENT PLANT SUPPLIES, EVENT REGISTRATIONS AND RELATED EXPENSES	24,223.83
SYNCB/AMAZON	JANITORIAL, OFFICE AND OTHER MISC. SUPPLIES	\$2,384.54
DELL	COMPUTER EQUIPMENT (MULTIPLE)	\$7,210.89
STEAM IT	CARPET CLEANING SERVICES	\$3,400.00
HOME DEPOT	SALT	1,116.93
<b>TOTAL AMOUNT OF UMPQUA BANK CARD SERVICES INVOICE</b>		<b>\$ 49,483.74</b>



### Imported Water Sales through March 2026

Agency*	Weymouth	Miramar	CVWC	Spreading	Total
Boy Scouts of America	5.9	0.0	0.0	0.0	5.9
Cal Poly Pomona	37.1	0.0	0.0	0.0	37.1
Covina, City of <sup>3</sup>	1.4	0.0	840.6	0.0	842.0
Glendora, City of <sup>3</sup>	0.0	0.0	0.0	0.0	0.0
Golden State Water Co. <sup>2</sup>	1,164.9	886.0	174.5	0.0	2,225.4
La Verne, City of	0.0	621.5	0.0	0.0	621.5
Mt. San Antonio College	89.6	0.0	0.0	0.0	89.6
Pomona, City of <sup>1</sup>	370.8	363.0	0.0	0.0	733.8
Rowland Water District <sup>1</sup>	1,327.1	611.8	0.0	0.0	1,938.9
Suburban Water Systems <sup>2</sup>	36.5	0.0	781.0	0.0	817.6
Three Valleys MWD				0.5	0.5
Covina Valley Water Company <sup>2</sup>	0.0	0.0	12.0	0.0	12.0
Walnut Valley WD <sup>1,2</sup>	1,972.7	1,116.5	0.0	0.0	3,089.2
<b>Total</b>	<b>5,006.1</b>	<b>3,598.7</b>	<b>1,808.1</b>	<b>0.5</b>	<b>10,413.3</b>

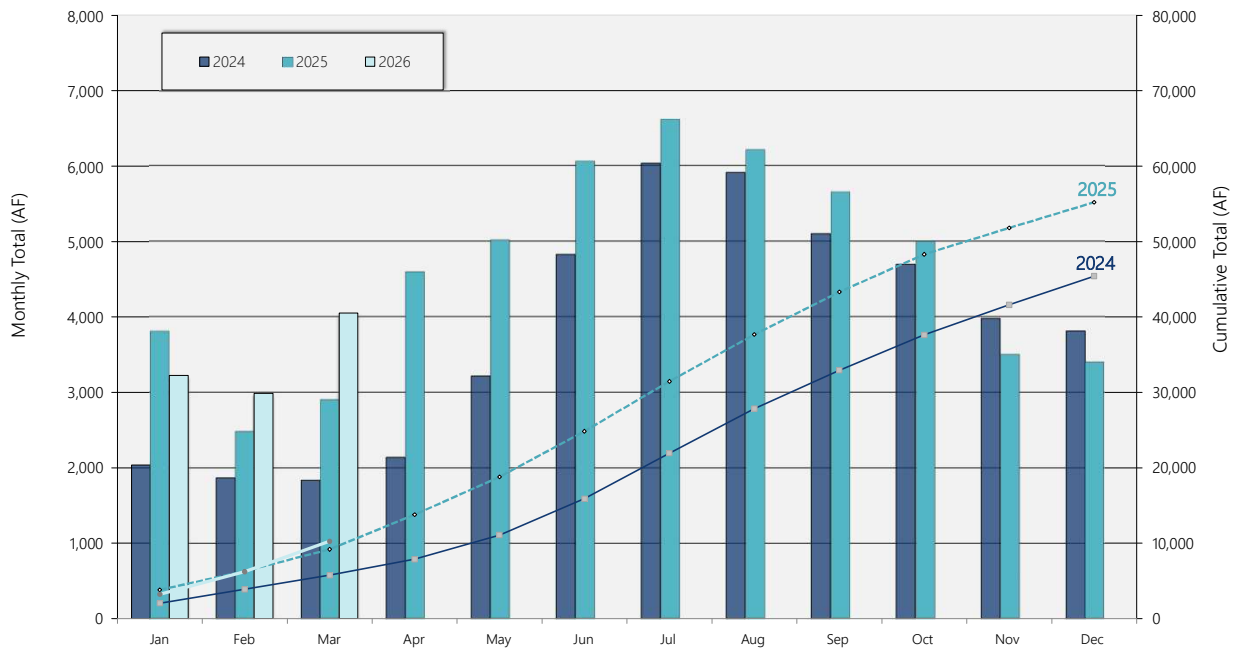
<sup>1</sup> Deliveries to JWL are assigned to Pomona, RWD, and WVWD.

<sup>2</sup> Deliveries to BGL are assigned to Suburban, CVWC, GSWC and WVWD.

<sup>3</sup> Deliveries to CVWC are assigned to Covina, Glendora, GSWC, SWS, and VHWC.

<sup>4</sup> The difference in total agency deliveries and MWD deliveries is attributed to TVMWD administrative water and well production.

### Imported Water Purchases 3-yr Comparison



### 2026 Firm Water Usage (AF)

Direct Delivery	3,222.8	2,986.9	4,052.5	0.0	0.0	0.0	0.0	0.0	0.0	0.0	0.0	0.0	<b>10,262.2</b>
Spreading Delivery	0.0	0.0	0.5	0.0	0.0	0.0	0.0	0.0	0.0	0.0	0.0	0.0	<b>0.5</b>
Monthly Total	3,222.8	2,986.9	4,053.0	0.0	0.0	0.0	0.0	0.0	0.0	0.0	0.0	0.0	<b>10,262.7</b>
Cumulative Total	3,222.8	6,209.7	10,262.7	0.0	0.0	0.0	0.0	0.0	0.0	0.0	0.0	0.0	<b>10,262.7</b>

## Three Valleys Municipal Water District Miramar Operations Report

### MARCH 2026

#### Water Quality

The treatment plant produced treated water that met or exceeded state and federal drinking water standards.

Water quality data for the month of March (unless otherwise noted)

	Location	Results	Limits	Water Quality Goals
Turbidity	Raw	<b>2.49</b> NTU	N/A	
Turbidity	Reservoir Effluent	<b>0.07</b> NTU	0.3	0.04-0.08 NTU
MIB	Lake Silverwood	<b>ND</b> ng/L	N/A	DWR results as of Apr 1, 2026
Geosmin	Lake Silverwood	<b>2</b> ng/L	N/A	DWR results as of Apr 1, 2026
Total Trihalomethanes	Distribution System	<b>35-36.5</b> µg/l	80	Ranges from 4 distribution locations (Feb 2026 results)
Haloacetic Acids	Distribution System	<b>18.3-19.9</b> µg/l	60	
Nitrate	Reservoir Effluent	<b>1.1</b> mg/L	10	<2.0 mg/L
Nitrite	Reservoir Effluent	<b>0.010</b> mg/L	1	<0.008 mg/L
PFAS	Raw	<b>ND</b> µg/l	N/A	December 2025 results
Total Organic Carbon	RAA Ratio (Running Annual Average)	<b>0.98</b>	1.00	* RAA results should be greater than minimum limit to comply

Reportable violations made to SWRCB:

**NONE**

\*RAA - Running Annual Average

#### Monthly Plant Production

<b>Potable water produced from Miramar Plant</b>	<b>1091.5</b> AF	<u>Capacity</u> 1844.6 AF	<u>Monthly %</u> 59.2%
--	------------------	------------------------------	---------------------------

#### Monthly Well Production

	Days in service		Same month prior year	Days in service
Well #1	<b>0</b>	<b>0.0</b> AF	<b>0.0</b> AF	<b>0</b>
Well #2	<b>21</b>	<b>65.0</b> AF	<b>0.0</b> AF	<b>0</b>
Grand Ave Well	<b>21</b>	<b>65.4</b> AF	<b>0.0</b> AF	<b>0</b>
Miragrand Well	<b>21</b>	<b>41.0</b> AF	<b>0.0</b> AF	<b>0</b>
<b>Total Monthly Well Production</b>		<b>171.5</b> AF	<b>0.0</b> AF	

#### Monthly Sales

La Verne	<b>325.3</b> AF	25.8%
GSWC (Claremont)	<b>351.2</b> AF	27.8%
GSWC (San Dimas)	<b>11.3</b> AF	0.9%
PWR-JWL	<b>574.5</b> AF	45.5%
Pomona (Mills)	<b>0.0</b> AF	0.0%
TVMWD Admin	<b>0.7</b> AF	0.1%
<b>Total Potable Water Sold</b>	<b>1262.9</b> AF	<b>100.0%</b>

## Year To Date 2025-26

	Actual	Budget	% of Budget
Potable Water Sold from Miramar Plant (92.7%)	15,155.8 AF	13,764.1 AF	110.1%
Total Well Production (7.3%)	1,188.6 AF	1,950.0 AF	61.0%
<b>Total Potable Water Sold (Plant &amp; Wells)</b>	<b>16,344.39 AF</b>	<b>15,714.2 AF</b>	<b>104.0%</b>
Average monthly water sold	1,816.0 AF		

## Hydroelectric Generation (kWh) FY 2025-26

	Monthly kWh		YTD kWh		% of Budget
	Actual	Budget	Actual	Budget	
Miramar					
Hydro 1	168,447	59,352	1,533,621	672,652	228.0%
Hydro 2	0	43,918	124	455,649	0.0%
Hydro 3	0	6,378	9,391	66,174	14.2%
Williams	183,920	99,219	1,613,200	907,141	177.8%
Fulton	100,920	55,019	1,019,160	623,552	163.4%
	<b>453,287</b>	<b>263,886</b>	<b>4,175,496</b>	<b>2,725,168</b>	<b>153.2%</b>

## Operations/Maintenance Review

## Special Activities

- ▶ The automatic transfer switch received its annual inspection. This switch is used to transfer electrical loads between normal and emergency power sources during emergencies for critical power systems.
- ▶ Operations staff worked with the IT department on installing new Wi-Fi access points for the kitchen area.
- ▶ Operations staff worked with the contractor to perform an input/output check on the new PLC installed at the belt filter press.
- ▶ CLS completed their underwater inspection of Reservoir #1 & Reservoir #2.
- ▶ Air relief modification (upsized) and injection port was installed on the post side of the PM21 connection.
- ▶ The plant was shutdown from March 4-17 to coincide with the MWD shutdown for annual maintenance. A partial and full pumpback were ran during a portion of the shutdown. Operations staff did a great job: the sedimentation basins, prefilter area and the flocculation basins were drained and cleaned. The chlorine tank actuators were rebuilt and tubing was replaced. The filter effluent and combined filter effluent chambers were inspected and disinfected.

## Outages/Repairs

- ▶ Annual Miramar Treatment Plant shutdown

## Unbudgeted Activities

- ▶ None

## Other

- ▶ The District hosted two full-day T1-T4 training classes sponsored by Water Wise Pro at the Miramar Treatment Plant. Outside agencies were in attendance to receive this informational training in preparation for taking the Treatment exam.

Submitted by: Steve Lang  
 Steve Lang  
 Chief Operations Officer



**Expense Report**

**Report Name : March 2026 TVMWD**

**Employee Name :** David De Jesus

**Employee ID :** 303

**Report Header**

**Report ID :** F3FB80466A3C434CB3AF

**Receipts Received :** No

**Report Date :** 03/01/2026

**Approval Status :** Submitted & Pending Approval

**Payment Status :** Not Paid

**Currency :** US, Dollar

**Meetings**

Transaction Date	Expense Type	Vendor Description	City	Payment Type	Amount	Meeting Name	Cost Center
03/26/2026	Meetings		Walnut	Out-of-Pocket	\$275.00	Chino Basin Watermaster Board Meeting	David De Jesus
<p><b>Comment :</b> David De Jesus (03/23/2026): Attended remotely as the alternate to Director Bob Kuhn. An oral report will be provided on pertinent information obtained.</p>							
03/25/2026	Meetings		Walnut	Out-of-Pocket	\$275.00	Special Appropriative Committee Meeting	David De Jesus
<p><b>Comment :</b> David De Jesus (03/23/2026): Meeting was called to address the Proposed revised Budget assessment package to be voted on at the Watermaster board meeting tomorrow.</p>							
03/19/2026	Meetings		Walnut	Out-of-Pocket	\$275.00	Chino Basin Advisory	David De

	<b>Comment :</b>	David De Jesus (03/17/2026): Attended the meeting as the districts alternate, Director Kuhn to report on matters that can be discussed in open session at the board's next regularly scheduled meeting.					
03/18/2026	Meetings	Claremont	Out-of-Pocket	\$275.00	Board Meeting	David De Jesus	
	<b>Comment :</b>	David De Jesus (03/17/2026): Routine monthly board meeting. Staff provided information regarding the draft budget and sub agency discussions. In addition, I provide the board with MWD updates.					
03/17/2026	Meetings	Walnut	Out-of-Pocket	\$275.00	Ransomware Operations Center Webinar	David De Jesus	
	<b>Comment :</b>	David De Jesus (03/17/2026): Panel discussion with analysts, investigators, and operators who run the Center. They shared what they do to discover, detect, and expose in order to stop ransomware before infiltrating and incapacitating business.					
03/16/2026	Meetings	Claremont	Out-of-Pocket	\$275.00	Meeting at District HQ with Mr. Burton	David De Jesus	
	<b>Comment :</b>	David De Jesus (03/17/2026): Meeting with City of Ontario representative Mr. Burton, Chino Basin Rep Dir Kuhn and management to discuss current issues at Chino Basin from Ontario's perspective. Information to be shared in closed session with the full board and attorney for further discussion.					
03/12/2026	Meetings	Walnut	Out-of-Pocket	\$275.00	Chino Basin Appropriative Pool Meeting	David De Jesus	
	<b>Comment :</b>	David De Jesus (03/17/2026): Attended the meeting to hear the discussion regarding the month's activities and hear staff reports.					
03/11/2026	Meetings	Walnut	Out-of-Pocket	\$275.00	MWD Matters Meeting	David De Jesus	
	<b>Comment :</b>	David De Jesus (03/17/2026): Meeting with the Board President, Director Halon, with Staff members (GM and Chief Water Resource Officer) on issues related to MWD.					
03/04/2026	Meetings	Claremont	Out-of-Pocket	\$275.00	Board Meeting	David De Jesus	
	<b>Comment :</b>	David De Jesus (03/17/2026): Regular board meeting was to discuss the TVMWD draft budget and workshop schedule. In addition, the audience was provided with an update from MWD.					
03/02/2026	Meetings	Walnut	Out-of-Pocket	\$275.00	Meeting with GM and Dir Kuhn	David De Jesus	
	<b>Comment :</b>	David De Jesus (03/17/2026): Meeting was held to discuss Chino Basin and City of Ontario lawsuit and recent request to engage in discussion concerning same. Board input with legal counsel to be sought for further strategic discussion. Issues related to MWDs proposed budget and subsequent workshops where discussed.					

**Personal Car Mileage**

Transaction Date	Expense Type	Vendor Description	City	Payment Type	Amount	Meeting Name	Cost Center
03/18/2026	Personal Car Mileage			Out-of-Pocket	\$27.55	Board Meeting	David De Jesus

Item 9.E

03/16/2026	Personal Car Mileage	Out-of-Pocket	\$27.55	Board Meeting	De Jesus
03/04/2026	Personal Car Mileage	Out-of-Pocket	\$27.55	Board Meeting	David De Jesus

---

<b>Report Total :</b>	\$2,832.65
<b>Personal Expenses :</b>	\$0.00
<b>Total Amount Claimed :</b>	\$2,832.65
<b>Amount Approved :</b>	\$2,832.65
<b>Company Disbursements</b>	
<b>Amount Due Employee :</b>	\$2,832.65
<b>Amount Due Company Card :</b>	\$0.00
<b>Total Paid By Company :</b>	\$2,832.65
<b>Employee Disbursements</b>	
<b>Amount Due Company Card From Employee :</b>	\$0.00
<b>Total Paid By Employee :</b>	\$0.00

---



**Expense Report**  
**Report Name : March 2026 MWD**

**Employee Name :** David De Jesus  
**Employee ID :** 303

**Report Header**

**Report ID :** 51CB7DB552864B52BB79  
**Receipts Received :** No  
**Report Date :** 03/01/2026  
**Approval Status :** Submitted & Pending Approval  
**Payment Status :** Not Paid  
**Currency :** US, Dollar

**Meetings (MWD Representative)**

Transaction Date	Expense Type	Vendor Description	City	Payment Type	Amount	Meeting Name	Cost Center
03/27/2026	Meetings (MWD Representative)		Walnut	Out-of-Pocket	\$275.00	Meeting with Dir Kurtz and Staff	David De Jesus
	<b>Comment :</b>	David De Jesus (03/23/2026): Meeting with both to discuss and review budget proposal and impacts associated with alternatives.					
03/24/2026	Meetings (MWD Representative)		Walnut	Out-of-Pocket	\$275.00	MWD Budget Workshop	David De Jesus
	<b>Comment :</b>	David De Jesus (03/23/2026): Attended the Workshop remotely to hear the latest proposal to the budget.					
03/23/2026	Meetings (MWD Representative)		Walnut	Out-of-Pocket	\$275.00	San Gabriel Valley Water Assoc	David De Jesus

Item 9.E

	<b>Comment :</b>	David De Jesus (03/23/2026): Attended the meeting and provided the group with information regarding the MWD Budget as it related to the property tax component.				
03/20/2026	Meetings (MWD Representative)	Walnut	Out-of-Pocket	\$275.00	Meeting with MWD Auditor	David De Jesus
	<b>Comment :</b>	David De Jesus (03/17/2026): Met with Auditor Scott Suzuki to discuss report progress concerns and the rewriting of the job description to better suit the departments needs.				
03/13/2026	Meetings (MWD Representative)	Walnut	Out-of-Pocket	\$275.00	Meeting with Security Manager Tomer Benito	David De Jesus
	<b>Comment :</b>	David De Jesus (03/17/2026): A follow-up meeting was scheduled to discuss items raised in committee that were not adequately vetted due to time constraints including safety and security pilot both on going and planned. Also staffing issues were discussed.				
03/10/2026	Meetings (MWD Representative)	Glendora	Out-of-Pocket	\$275.00	Board Meeting and Workshop	David De Jesus
	<b>Comment :</b>	David De Jesus (03/17/2026): Attended the Board meeting and budget workshop remotely.				
03/09/2026	Meetings (MWD Representative)	Walnut	Out-of-Pocket	\$275.00	Committee Meeting Day	David De Jesus
	<b>Comment :</b>	David De Jesus (03/17/2026): In addition to regular meetings, I attended the assigned audit committee as required.				
03/06/2026	Meetings (MWD Representative)	Walnut	Out-of-Pocket	\$275.00	Colorado River Negotiating Ad hoc Committee	David De Jesus
	<b>Comment :</b>	David De Jesus (03/17/2026): Meeting was held to provide the committee with critical updates to the negotiations with the seven basin states much of which needs to remain confidential.				
03/05/2026	Meetings (MWD Representative)	Walnut	Out-of-Pocket	\$275.00	Northern Caucus Group Meeting	David De Jesus
	<b>Comment :</b>	David De Jesus (03/17/2026): Attended the meeting via Zoom along with the GM and heard MWD staff provide other Directors with updates to a number of issues that would be discuss further in committee and the board the following week.				
03/03/2026	Meetings (MWD Representative)	Walnut	Out-of-Pocket	\$275.00	Community Enhancement Collaborative	David De Jesus
	<b>Comment :</b>	David De Jesus (03/17/2026): Meeting with PVID CEC reps and MWD reps (Kurtz and Alvarez) to approve the hiring of the "Collabortive"s" administrator.				

<b>Report Total :</b>	\$2,750.00
<b>Personal Expenses :</b>	\$0.00
<b>Total Amount Claimed :</b>	\$2,750.00

**Amount Approved :** \$2,750.00

**Company Disbursements**

**Amount Due Employee :** \$2,750.00

**Amount Due Company Card :** \$0.00

**Total Paid By Company :** \$2,750.00

**Employee Disbursements**

**Amount Due Company Card From Employee :** \$0.00

**Total Paid By Employee :** \$0.00

---



### Expense Report

Report Name : March2026. DirectorGoytia

Employee Name : Carlos Goytia

Employee ID : 314

#### Report Header

Report ID : FC63538F69E9422FB510

Receipts Received : Yes

Report Date : 03/31/2026

Approval Status : Submitted & Pending Approval

Payment Status : Not Paid

Currency : US, Dollar

#### Business Meals (Attendees)

Transaction Date	Expense Type	Vendor Description	City	Payment Type	Amount	Meeting Name	Cost Center
03/29/2026	Business Meals (Attendees)		Friant	Out-of-Pocket	\$36.36	WELL conference travel day	Carlos Goytia
<p><b>Comment :</b> Carlos Goytia (04/07/2026): Breakfast on travel day returning back home for Director Marquez and myself.</p> <p><b>Attendees :</b> Carlos Goytia, Employee</p>							
03/27/2026	Business Meals (Attendees)		Friant	Out-of-Pocket	\$40.59	WELL conference travel day	Carlos Goytia
<p><b>Comment :</b> Carlos Goytia (04/07/2026): Breakfast at LAX for Director Marquez and myself.</p> <p><b>Attendees :</b> Carlos Goytia, Employee</p>							

#### Meetings

Transaction Date	Expense Type	Vendor Description	City	Payment Type	Amount	Meeting Name	Item Center
03/29/2026	Meetings		Friant	Out-of-Pocket	\$275.00	WELL Annual Statewide Conference	Carlos Goytia
		<b>Comment :</b> Carlos Goytia (04/01/2026): attended and participated in conference.met with elected officials from throughout the state.					
03/28/2026	Meetings		Friant	Out-of-Pocket	\$275.00	WELL Annual Statewide Conference	Carlos Goytia
		<b>Comment :</b> Carlos Goytia (04/01/2026): attended day 2 statewide conference with guest speakers and panelist. also heard from guest speaker Secretary Emeritus Xavier Bacerra.					
03/27/2026	Meetings		Friant	Out-of-Pocket	\$275.00	WELL Annual Statewide Conference	Carlos Goytia
		<b>Comment :</b> Carlos Goytia (04/01/2026): Day 1 of the Water Education for Elected Leaders Conference. met with Executive Director Paul Hernandez and staff. also participated on a tour of Friant Dam and its facilities. also we participated in a network event with elected officials from throughout the state.					
03/18/2026	Meetings		Claremont	Out-of-Pocket	\$275.00	TVMWD Board of Directors Meeting.	Carlos Goytia
		<b>Comment :</b> Carlos Goytia (03/31/2026): attended and participated in board deliberations and discussions. closed session.					
03/17/2026	Meetings		Walnut	Out-of-Pocket	\$275.00	WVWD HQ Ribbon Cutting	Carlos Goytia
		<b>Comment :</b> Carlos Goytia (03/31/2026): attended special event of our retail agencies new HQ facility. also had the opportunity to network with elected officials from the region who attended.					
03/11/2026	Meetings		Claremont	Out-of-Pocket	\$275.00	TVMWD Water Briefing and Facilities Tour	Carlos Goytia
		<b>Comment :</b> Carlos Goytia (03/31/2026): Water 101 Tour w/ Asm.Michelle Rodriguez Staff. joined by Director Marquez. Pomona Representatives.					
03/10/2026	Meetings		Pomona	Out-of-Pocket	\$275.00	City of Pomona Water Resources Meeting	Carlos Goytia
		<b>Comment :</b> Carlos Goytia (03/31/2026): Monthly meeting with Water Resources Director C.Diggs joined by Director Marquez and GM Litchfield. Our discussions center on basin related topics.					
03/04/2026	Meetings		Claremont	Out-of-Pocket	\$275.00	TVMWD Board of Directors Meeting.	Carlos Goytia
		<b>Comment :</b> Carlos Goytia (03/31/2026): attended and participated in board deliberations and discussions,					
03/03/2026	Meetings		Ontario	Out-of-Pocket	\$275.00	TVMWD/Sacramento Lobby Day	Carlos Goytia
		<b>Comment :</b> Carlos Goytia (03/30/2026): Sac lobby day with Exec Team and GM Matt Litchfield. met with state legislators to support bills we are in support of and to explain and help them understand the challenges we face regionally and statewide.					
03/02/2026	Meetings		Claremont	Out-of-Pocket	\$275.00	TVMWD Executive Committee Meeting	Carlos Goytia

**Comment :** Carlos Goytia (03/03/2026): General Managers Meeting with Exec. Committee to discuss Board agenda and board related issues.

**Item 9.E**

**Personal Car Mileage**

Transaction Date	Expense Type	Vendor Description	City	Payment Type	Amount	Meeting Name	Cost Center
03/18/2026	Personal Car Mileage			Out-of-Pocket	\$23.20	TVMWD Board of Directors Meeting.	Carlos Goytia
03/17/2026	Personal Car Mileage			Out-of-Pocket	\$9.43	WVWD HQ Ribbon Cutting	Carlos Goytia
03/11/2026	Personal Car Mileage			Out-of-Pocket	\$23.20	TVMWD Water Briefing and Facilities Tour	Carlos Goytia
03/10/2026	Personal Car Mileage			Out-of-Pocket	\$5.80	City of Pomona Water Resources Meeting	Carlos Goytia
03/04/2026	Personal Car Mileage			Out-of-Pocket	\$23.20	TVMWD Board of Directors Meeting.	Carlos Goytia
03/03/2026	Personal Car Mileage			Out-of-Pocket	\$18.85	TVMWD Legislative Lobby Day	Carlos Goytia
03/02/2026	Personal Car Mileage			Out-of-Pocket	\$15.23	TVMWD Executive Committee Meeting	Carlos Goytia

**Report Total :** \$2,945.86

**Personal Expenses :** \$0.00

**Total Amount Claimed :** \$2,945.86

**Amount Approved :** \$2,945.86

**Company Disbursements**

**Amount Due Employee :** \$2,945.86

**Amount Due Company Card :** \$0.00

**Total Paid By Company :** \$2,945.86

**Employee Disbursements**

**Amount Due Company Card From Employee :** \$0.00

**Total Paid By Employee :** \$0.00

03/29/2026

10:11

Item 9.E

Blue Oak Grille

Check: 77084218

Table: 17

Server: Julissa

Guests: 2

Terminal: 7708

Blue Oak Grille

Regular Check

1 Water	0.00
1 Coffee	4.75
1 Original Breakfa	14.00
Sausage [0.00]	
Pancake [0.00]	
1 Original Breakfa	14.00
Bacon [0.00]	
Country Potatoes [0.00]	
Pancake [0.00]	

Subtotal 32.75

Tax 2.61

TOTAL 35.36

Payments

Visa 35.36

XXXXXXXXXXXX [REDACTED]

GOYTIA/CARLOS

Visa Credit

CVM: Signature

Entry Mode: Chip

Auth Mode: issuer

AID: A0000000031010

TVR: 8080008000

IAD: 06011203A0A000

TSI: 6800

ARC: Z3

Total Payments 35.36

Remaining Balance 0.00

Check Fully Authorized

SIGNATURE

Join us for a night of PERFECT

PAIRINGS Text PAIR to 54928



27 Mar 2026 16:42:31

Receipt ID: 56017

Your Receipt:

Total:

Your Order

USD40.59

LAX-CARLS-KSK2

14687206  
AREAS USA LAX, LLC.  
CARLS JR / GREEN BURRITO  
LOS ANGELES INT'L AIRPORT  
997149702 online order  
1

-----  
----  
CHK 56017  
27 Mar'26 9:43 AM  
-----

-----  
----  
Kiosk Take out  
1 COMBO FAMOUS STAR W/CHEESE  
CARLS JR CS 17.99  
SANDWICH FAMOUS STAR  
W/CHEESE SINGLE CARLS  
JR  
FRIES MD CARLS JR  
SODA FOUNTAIN 30 MD  
CARLS JR  
1 COMBO WESTERN BACON  
CHEESEBURGER CARLS JR CS 18.99  
SANDWICH WESTERN BACON  
CHEESEBURGER SINGLE  
CARLS JR  
FRIES MD CARLS JR  
SODA FOUNTAIN 30 MD  
CARLS JR

Food \$27.20  
N/A Beverage \$9.78  
Tax \$3.61  
Payment \$40.59  
Change Due \$0.00  
Qikserve Paid VISA/MC/DC \$40.59

----- Check Closed -----

27 Mar'26 9:43 AM  
For Guest Service, email:  
[Guest.Experience@Areas.com](mailto:Guest.Experience@Areas.com).

\*\*\*\*\* AUTHORIZATION

\*\*\*\*\*

APPROVED

Total:  
\$40.59

Card Type: VISA  
Card Entry: CHIP  
Acct #: \*\*\*\*\*  
Approval Code: 094359  
Trans Id: 327164325

\*\*\*\*\* EMV AUTHORIZATION  
\*\*\*\*\*

App Label: VISA  
DEBIT  
Mode:  
Issuer  
AID: A0000000031010  
TVR: 8000008000  
IAD: 0601120360A000  
TSI: 6800  
ARC: 00  
AC: 442406408DB08318  
CVM: 5E0000

---

Sub Total	USD36.98
Total charged	USD40.59



### Expense Report

Report Name : Hanlon March expenses

Employee Name : Jeff Hanlon

Employee ID : 319

#### Report Header

Report ID : 17687D6F86E9457C8318

Receipts Received : Yes

Report Date : 03/31/2026

Approval Status : Submitted & Pending Approval

Payment Status : Not Paid

Currency : US, Dollar

#### Meetings

Transaction Date	Expense Type	Vendor Description	City	Payment Type	Amount	Meeting Name	Cost Center
03/25/2026	Meetings		Claremont	Out-of-Pocket	\$275.00	La Verne City Manager	Jeff Hanlon
	<b>Comment :</b>	Jeff Hanlon (03/31/2026): Met with Ken Domer and TVMWD staff to discuss district response to the Golden Mussel					
03/23/2026	Meetings		Azusa	Out-of-Pocket	\$275.00	SGVWA meeting	Jeff Hanlon
	<b>Comment :</b>	Jeff Hanlon (03/31/2026): San Gabriel Valley Water Association meeting.					
03/19/2026	Meetings		Claremont	Out-of-Pocket	\$275.00	Chino Basin Watermaster Advisory Committee	Jeff Hanlon

**Item 9.E**

<b>Comment :</b> Jeff Hanlon (03/31/2026): Remote viewing						
03/18/2026	Meetings	Claremont	Out-of-Pocket	\$275.00	TVMWD Board meeting	Jeff Hanlon
03/11/2026	Meetings	Claremont	Out-of-Pocket	\$275.00	MWD Monthly Matters meeting	Jeff Hanlon
<b>Comment :</b> Jeff Hanlon (03/31/2026): Met with directors and staff to discuss issues at MWD, and District budget and rates						
03/10/2026	Meetings	Claremont	Out-of-Pocket	\$275.00	MWD Board Meeting	Jeff Hanlon
<b>Comment :</b> Jeff Hanlon (03/31/2026): Online viewing of full board meeting						
03/04/2026	Meetings	Claremont	Out-of-Pocket	\$275.00	TVMWD Board Meeting	Jeff Hanlon
03/03/2026	Meetings	Sacramento	Out-of-Pocket	\$275.00	Lobby Day	Jeff Hanlon
<b>Comment :</b> Jeff Hanlon (03/31/2026): Traveled to Sacramento to meet with legislators and discuss issues in our area.						
03/02/2026	Meetings	Claremont	Out-of-Pocket	\$275.00	GM Exec Committee meeting	Jeff Hanlon
<b>Comment :</b> Jeff Hanlon (03/31/2026): Met with Executive Committee members and GM Litchfield to discuss monthly agenda						

**Parking**

Transaction Date	Expense Type	Vendor Description	City	Payment Type	Amount	Meeting Name	Cost Center
03/03/2026	Parking		Sacramento	Out-of-Pocket	\$25.00	Lobby Day	Jeff Hanlon
<b>Comment :</b> Jeff Hanlon (03/31/2026): Parking at Ontario airport							

**Personal Car Mileage**

Transaction Date	Expense Type	Vendor Description	City	Payment Type	Amount	Meeting Name	Cost Center
03/23/2026	Personal Car Mileage			Out-of-Pocket	\$19.58	SGVWA meeting	Jeff Hanlon
03/03/2026	Personal Car Mileage			Out-of-Pocket	\$18.13	Lobby Day	Jeff Hanlon

<b>Report Total :</b>	\$2,537.71
<b>Personal Expenses :</b>	\$0.00
<b>Total Amount Claimed :</b>	\$2,537.71
<b>Amount Approved :</b>	\$2,537.71

**Company Disbursements**

<b>Amount Due Employee :</b>	\$2,537.71
<b>Amount Due Company Card :</b>	\$0.00
<b>Total Paid By Company :</b>	\$2,537.71

**Employee Disbursements**

<b>Amount Due Company Card From Employee :</b>	\$0.00
--	--------

**Total Paid By Employee : \$0.00**

**Item 9.E**

---

Ontario Lot 3

Ontario Lot 3

L3 EXT 31

DATE: 03/03/26

TIME: 07:53 PM

Receipt No. 17/104/91/3

\* Original \*

Ticket: **30400694**

Entry : 03/03/26 06:00 AM

LPR : E58684

Amount


**25.00**

Credit:

25.00

Trans ID : 825882799

Card No. : xxxxxxxxxxxx



Card Type: VISA

Company Name: ~1

Name: ~3

Exp. Date: ~4

03/03 06:00AM 030400694




L.P: 8E58684

Ontario Lot 3

L3 ENT 34 Lt Nes  
STICKER HERE

Thank You for Parking  
With Us



03/03 06:00AM 030400694



### Expense Report

Report Name : March 2026 - Kuhn

Employee Name : Bob Kuhn

Employee ID : 305

#### Report Header

Report ID : 7382A9F7685E4E09AFD0

Receipts Received : No

Report Date : 03/31/2026

Approval Status : Submitted & Pending Approval

Payment Status : Not Paid

Currency : US, Dollar

#### Meetings

Transaction Date	Expense Type	Vendor Description	City	Payment Type	Amount	Meeting Name	Cost Center
03/19/2026	Meetings		Rancho Cucamonga	Out-of-Pocket	\$275.00	Chino Basin Watermaster Meeting	Bob Kuhn
		<b>Comment :</b> Bob Kuhn (04/07/2026): Attended the CBWM 101 meeting in person.					
03/18/2026	Meetings		Claremont	Out-of-Pocket	\$275.00	Three Valleys MWD Board of Directors Meeting	Bob Kuhn
		<b>Comment :</b> Bob Kuhn (04/07/2026): Attended the Three Valleys board meeting where we received an MWD update and a water supply update.					
03/16/2026	Meetings		Claremont	Out-of-Pocket	\$275.00	Meeting with City of Ontario	Bob Kuhn

**Item 9.E**

<b>Comment :</b>		Bob Kuhn (04/07/2026): Meeting at Three Valleys with Scott Burton, Sylvie Lee and GM Litchfield.				
03/10/2026	Meetings	Glendora	Out-of-Pocket	\$275.00	Chino Basin Watermaster Workshop	Bob Kuhn
<b>Comment :</b>		Bob Kuhn (04/07/2026): Remotely attended the CBWM workshop to discuss assessment revisions to FY 2021-22 and 2022-23.				
03/04/2026	Meetings	Claremont	Out-of-Pocket	\$275.00	Three Valleys MWD Board of Directors Meeting	Bob Kuhn
<b>Comment :</b>		Bob Kuhn (04/07/2026): Attended the Three Valleys board meeting which included a budget workshop.				
03/02/2026	Meetings	Glendora	Out-of-Pocket	\$275.00	General Managers Meeting	Bob Kuhn
<b>Comment :</b>		Bob Kuhn (04/07/2026): Met with General Manager Litchfield and Director De Jesus to discuss MWD, CBWD, and the upcoming Three Valleys agenda.				

**Personal Car Mileage**

Transaction Date	Expense Type	Vendor Description	City	Payment Type	Amount	Meeting Name	Cost Center
03/19/2026	Personal Car Mileage			Out-of-Pocket	\$24.65	CBWM Meeting	Bob Kuhn
03/18/2026	Personal Car Mileage			Out-of-Pocket	\$14.50	Three Valleys Board Meeting	Bob Kuhn
03/16/2026	Personal Car Mileage			Out-of-Pocket	\$14.50	Meeting with City of Ontario	Bob Kuhn
03/04/2026	Personal Car Mileage			Out-of-Pocket	\$14.50	Three Valleys MWD Board Meeting	Bob Kuhn

<b>Report Total :</b>	\$1,718.15
<b>Personal Expenses :</b>	\$0.00
<b>Total Amount Claimed :</b>	\$1,718.15
<b>Amount Approved :</b>	\$1,718.15

**Company Disbursements**

<b>Amount Due Employee :</b>	\$1,718.15
<b>Amount Due Company Card :</b>	\$0.00
<b>Total Paid By Company :</b>	\$1,718.15

**Employee Disbursements**

<b>Amount Due Company Card From Employee :</b>	\$0.00
<b>Total Paid By Employee :</b>	\$0.00





**Expense Report**

**Report Name : Marquez March 2026**

**Employee Name :** Jorge Marquez

**Employee ID :** 320

**Report Header**

**Report ID :** BA6ECB0B6BB2431C8EA6

**Receipts Received :** Yes

**Report Date :** 03/26/2026

**Approval Status :** Submitted & Pending Approval

**Payment Status :** Not Paid

**Currency :** US, Dollar

**Business Meals (Attendees)**

Transaction Date	Expense Type	Vendor Description	City	Payment Type	Amount	Meeting Name	Cost Center
03/27/2026	Business Meals (Attendees)		Los Angeles	Out-of-Pocket	\$78.00	WELL Event	Jorge Marquez

**Comment :** Jorge Marquez (04/02/2026): Dinner with Carlos Goytia at the WELL Conference. Director of Pomona Chamber and the Pomona District 1 Councilmember were also in attendance. Discussion focused on water tour and issues related to Pomona's water supply. I covered the tax and tip personally to simplify reporting; the payment was made in cash.

**Attendees :** Jorge Marquez, Employee

**Meetings**

Transaction Date	Expense Type	Vendor Description	City	Payment Type	Amount	Meeting Name	Cost Center
------------------	--------------	--------------------	------	--------------	--------	--------------	-------------

Date	Activity	Location	Category	Amount	Event/Meeting	Participant
03/31/2026	Meetings	Los Angeles	Out-of-Pocket	\$0.00	TVMWD Staff Meeting	Jorge Marquez
	<b>Comment :</b>	Jorge Marquez (04/02/2026): Meeting with Erika Gomez, CFO, with VP Goytia to go over budget items for TVMWD.				
03/29/2026	Meetings	Friant	Out-of-Pocket	\$0.00	WELL Event	Jorge Marquez
	<b>Comment :</b>	Jorge Marquez (04/02/2026): Day after WELL conference, morning meetings with water professionals. (NO MEETING EXPENSE NEEDED)				
03/28/2026	Meetings	Friant	Out-of-Pocket	\$275.00	WELL Event	Jorge Marquez
	<b>Comment :</b>	Jorge Marquez (04/02/2026): WELL Conference topics include water infrastructure, workforce development funding strategies etc...				
03/27/2026	Meetings	Friant	Out-of-Pocket	\$275.00	WELL Event	Jorge Marquez
	<b>Comment :</b>	Jorge Marquez (04/02/2026): WELL Conference near Fresno. Friday toured Friant Damn near Millerton lake				
03/26/2026	Meetings	Pomona	Out-of-Pocket	\$275.00	Chino Basin	Jorge Marquez
	<b>Comment :</b>	Jorge Marquez (03/27/2026): Chino Basin Watermaster Meeting Virtual				
03/25/2026	Meetings	Claremont	Out-of-Pocket	\$275.00	TVMWD Event	Jorge Marquez
	<b>Comment :</b>	Jorge Marquez (03/27/2026): Meeting with Cal Poly Pomona to go over potential water program at CPP with staff and TVMWD VP.				
03/24/2026	Meetings	West Covina	Out-of-Pocket	\$275.00	Representative Meeting	Jorge Marquez
	<b>Comment :</b>	Jorge Marquez (04/02/2026): Meeting with Jacob Wolak with Congressman Gil Cisneros Office. Spoke about relations with Three Valley. water issues, new district etc...				
03/19/2026	Meetings	Pomona	Out-of-Pocket	\$275.00	Chino Basin	Jorge Marquez
	<b>Comment :</b>	Jorge Marquez (03/27/2026): Chino Basin Watermaster Committee Virtual Meeting.				
03/18/2026	Meetings	Claremont	Out-of-Pocket	\$275.00	TVMWD Board Meeting	Jorge Marquez
	<b>Comment :</b>	Jorge Marquez (03/27/2026): Regular Board Meeting for TVMWD				
03/11/2026	Meetings	Claremont	Out-of-Pocket	\$275.00	TVMWD Event	Jorge Marquez
	<b>Comment :</b>	Jorge Marquez (03/27/2026): Tour for Assemblymember Rodriguez Office with Staff and TVMWD VP				
03/10/2026	Meetings	Pomona	Out-of-Pocket	\$275.00	City of Pomona	Jorge Marquez
	<b>Comment :</b>	Jorge Marquez (03/27/2026): Meeting with Chris Diggs, TVMWD GM and VP. Various issues happening with Basins, Pomona and MWD				
03/04/2026	Meetings	Pomona	Out-of-Pocket	\$275.00	TVMWD Board Meeting	Jorge Marquez
	<b>Comment :</b>	Jorge Marquez (03/27/2026): Regular Board Meeting for TVMWD				

### Miscellaneous

Transaction Date	Expense Type	Vendor Description	City	Payment Type	Amount	Meeting Name	Cost Center
03/27/2026	Miscellaneous	Uber	Los Angeles	Out-of-Pocket	\$107.87	WELL EVENT	Jorge Marquez
<b>Comment :</b>		Jorge Marquez (04/02/2026): Travel to and from airport for 3/27 and 3/29 with VP Goytia.					

**Parking**

Transaction Date	Expense Type	Vendor Description	City	Payment Type	Amount	Meeting Name	Cost Center
03/29/2026	Parking		Los Angeles	Out-of-Pocket	\$102.50	WELL Event	Jorge Marquez
<b>Comment :</b>		Jorge Marquez (04/02/2026): Parking for 3/27 - 3/29 for WELL conference at LAX					

**Personal Car Mileage**

Transaction Date	Expense Type	Vendor Description	City	Payment Type	Amount	Meeting Name	Cost Center
03/31/2026	Personal Car Mileage			Out-of-Pocket	\$13.05	TVMWD Staff Meeting	Jorge Marquez
03/27/2026	Personal Car Mileage			Out-of-Pocket	\$63.80	WELL Event - Drive LAX (RT)	Jorge Marquez
03/25/2026	Personal Car Mileage			Out-of-Pocket	\$13.05	TVMWD Event	Jorge Marquez
03/18/2026	Personal Car Mileage			Out-of-Pocket	\$13.05	TVMWD Board Meeting	Jorge Marquez
03/11/2026	Personal Car Mileage			Out-of-Pocket	\$13.05	TVMWD Event	Jorge Marquez
03/10/2026	Personal Car Mileage			Out-of-Pocket	\$3.63	City of Pomona	Jorge Marquez
03/04/2026	Personal Car Mileage			Out-of-Pocket	\$13.05	TVMWD Board Meeting	Jorge Marquez

<b>Report Total :</b>	\$3,171.05
<b>Personal Expenses :</b>	\$0.00
<b>Total Amount Claimed :</b>	\$3,171.05
<b>Amount Approved :</b>	\$3,171.05

**Company Disbursements**

<b>Amount Due Employee :</b>	\$3,171.05
<b>Amount Due Company Card :</b>	\$0.00
<b>Total Paid By Company :</b>	\$3,171.05

**Employee Disbursements**

<b>Amount Due Company Card From Employee :</b>	\$0.00
<b>Total Paid By Employee :</b>	\$0.00



# Vintage

## STEAKHOUSE

Chukchansi Casino Resort  
711 Lucky Ln.  
Coarsegold, CA 93614  
(559)692-5200

03/27/2026 21:29

=====  
Outlet: Vintage

Check: 9608981      Tbl:81

Server: Steven      Guests: 2  
=====

*Regular Check*

=====  
Seat#: 01

1 Shrimp Casarecce	32.00
1 Shrimp Casarecce	32.00
1 Wedge Salad	14.00

██████████ ██████████  
██████████ ██████████

=====  
Subtotal                      105.00

Tax                              9.19

TOTAL                        114.19

This tip guide is provided for  
your convenience.

18% = 18.90

20% = 21.00

25% = 26.25



# Thanks for tipping, Jorge

We hope you enjoyed your ride this morning.

## Total

**\$53.94**

Trip fare	\$30.80
Access for All Fee	\$0.10
Booking Fee	\$9.14
CA Driver Benefits	\$0.81
Clean Miles Standard Regulatory Fee	\$0.09
Tip	\$10.00
Uber Airport Surcharge	\$3.00

## Payments

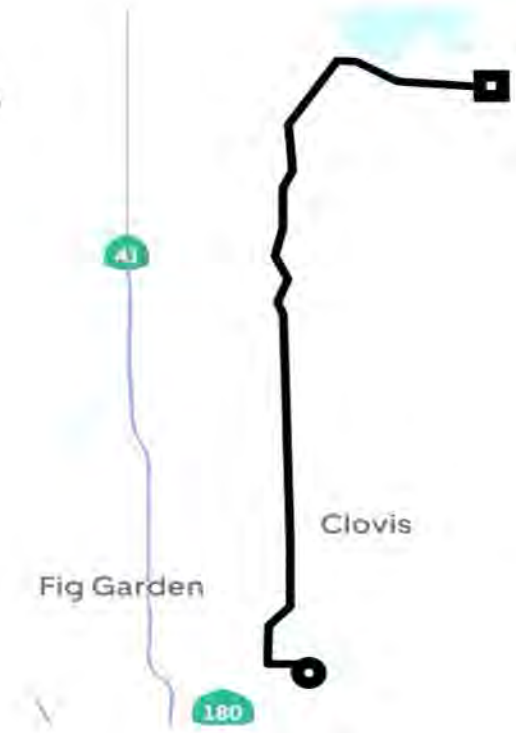
Apple Pay Visa •  7 3/27/26 12:36 PM	\$53.94
---	---------

## Trip details

UberX  
21.53 miles, 36 minutes

11:49 AM  
5175 E Clinton Way, Fresno, CA 93727-2046, US

12:26 PM  
777 Jackpot Ln, Friant, CA 93626, US



You rode with GURMAIL

4.95 ★

Transportation Network Company: Uber Technologies, Inc.

When you ride with Uber, your trips are insured in case of a covered accident.

[Learn more](#)

Want to review your trip history?

[My trips](#)



# Thanks for tipping, Jorge

We hope you enjoyed your ride this afternoon.

## Total

**\$53.93**

Trip fare	\$32.12
Access for All Fee	\$0.10
Booking Fee	\$8.82
CA Driver Benefits	\$0.81
Clean Miles Standard Regulatory Fee	\$0.09
Tip	\$8.99
Uber Airport Surcharge	\$3.00

## Payments

Apple Pay Visa • [REDACTED] 7 3/29/26 12:51 PM	\$53.93
---	---------

## Trip details

UberX  
21.56 miles, 39 minutes

12:00 PM  
777 Jackpot Ln, Friant, CA 93626, US

12:40 PM  
5175 E Clinton Way, Fresno, CA 93727, US



You rode with TYLER

5.00 ★

Transportation Network Company: Uber Technologies, Inc.

When you ride with Uber, your trips are insured in case of a covered accident.

[Learn more](#)

Want to review your trip history?

[My trips](#)

# Quik Park

Item 9.E

Los Angeles, CA 90045  
6200 West 98th Street

SOUTHLAND PRINTING  
SHREVEPORT, LA.

EX 17898  
864834

QuikPark 57  
03/27/26

Receipt 075609

Short-term Parking Tkt

CP1 - No. 041991

03/27/26 08:19

03/29/26 15:57

Period 2d7h39'

\$102.50

-----

Total

\$102.50

Payment Received

TRX REF NUM: 42356

CARD ENTRY: Swipe

PAN: xxxxxxxxxxxx

VISA CREDIT

Sale 102.50 USD

APPROVED 032091

Sub Total

\$102.50

Deliv. Date=Receipt Date

0208964E - 1/1





**Expense Report**

**Report Name : March 2026 Roberto**

**Employee Name :** Jody Roberto

**Employee ID :** 316

**Report Header**

**Report ID :** 5B9DF28BE2F44C818997

**Receipts Received :** No

**Report Date :** 03/10/2026

**Approval Status :** Submitted & Pending Approval

**Payment Status :** Not Paid

**Currency :** US, Dollar

**Meetings**

Transaction Date	Expense Type	Vendor Description	City	Payment Type	Amount	Meeting Name	Cost Center
03/25/2026	Meetings		Pomona	Out-of-Pocket	\$275.00	Six Basins	Jody Roberto
		<b>Comment :</b> Jody Roberto (03/29/2026): I attended Six Basins for Jeff who was unable to be there. The committee discussed and approved basin business. West Yost provided staff reports.					
03/24/2026	Meetings		Diamond Bar	Out-of-Pocket	\$275.00	SDASGV Board Meeting	Jody Roberto
		<b>Comment :</b> Jody Roberto (03/29/2026): The board for Special Districts Association San Gabriel Valley met to discuss our upcoming event scheduled for June with Congressman Gil Cisneros.					
03/20/2026	Meetings		Chino	Out-of-Pocket	\$275.00	Career Fair	Jody Roberto
		<b>Comment :</b> Jody Roberto (03/25/2026): Legacy Academy Elementary School in Chino held a Career Fair at their school. I was invited to talk					

about my role as an elected water board member and jobs in the water industry.

### Item 9.E

03/19/2026	Meetings	Industry	Out-of-Pocket	\$275.00	City of Industry State of the City	Jody Roberto
<b>Comment :</b> Jody Roberto (03/20/2026): Industry Mayor Cory Moss gave an update on the City of Industry along with City Manager Josh Nelson and the Public Works Director.						
03/18/2026	Meetings	Claremont	Out-of-Pocket	\$275.00	3V Board Meeting	Jody Roberto
<b>Comment :</b> Jody Roberto (03/20/2026): Regular meeting of the board where we discussed and approved district business.						
03/17/2026	Meetings	Walnut	Out-of-Pocket	\$275.00	Walnut Valley Water District Ribbon Cutting	Jody Roberto
<b>Comment :</b> Jody Roberto (03/20/2026): WVWD held a ribbon cutting to celebrate their new administration building. There was a big turnout from the community and water colleagues.						
03/12/2026	Meetings	Yorba Linda	Out-of-Pocket	\$0.00	Congressman Royce (Ret) Symposium	Jody Roberto
<b>Comment :</b> Jody Roberto (03/20/2026): Congressman Royce held a symposium in partnership with Cal State Fullerton at Nixon Library. I attended as a guest of the Gas Co.						
03/11/2026	Meetings	Pomona	Out-of-Pocket	\$275.00	SDA SGV Mixer	Jody Roberto
<b>Comment :</b> Jody Roberto (03/20/2026): Special Districts Association of SGV hosted our first mixer for local special districts at Vita in Pomona. We had a great turn out and a successful event.						
03/10/2026	Meetings	Rowland Heights	Out-of-Pocket	\$275.00	Rowland Water District Board Meeting	Jody Roberto
<b>Comment :</b> Jody Roberto (03/20/2026): Matt, Mike and I attended the meeting. The board discussed and approved district business.						
03/09/2026	Meetings	Diamond Bar	Out-of-Pocket	\$275.00	SGV Chamber Gov Affairs Meeting	Jody Roberto
<b>Comment :</b> Jody Roberto (03/10/2026): Chamber President Lauren James gave a presentation on the SGV Chamber's role in the upcoming FIFA games this summer. The regional chamber has been selected to host a fan party in Whittier and is working with Supervisor Solis on the planning.						
03/04/2026	Meetings	Claremont	Out-of-Pocket	\$275.00	3V Board Meeting	Jody Roberto
<b>Comment :</b> Jody Roberto (03/10/2026): Regular Board Meeting where we discussed and approved district business. The budget was introduced by Erika.						
03/02/2026	Meetings	Diamond Bar	Out-of-Pocket	\$0.00	Spadra Basin Executive Committee	Jody Roberto
<b>Comment :</b> Jody Roberto (03/10/2026): Regular meeting of the committee for the Spadra Basin.						

**Personal Car Mileage**

Transaction Date	Expense Type	Vendor Description	City	Payment Type	Amount	Meeting Name	Cost Center
03/25/2026	Personal Car Mileage			Out-of-Pocket	\$10.88	Six Basins	Jody Roberto

Date	Description	Type	Amount	Event	Employee
03/20/2026	Personal Car Mileage	Out-of-Pocket	\$27.55	Career Fair	Jody Roberto
03/19/2026	Personal Car Mileage	Out-of-Pocket	\$18.13	Industry State of the City	Jody Roberto
03/18/2026	Personal Car Mileage	Out-of-Pocket	\$27.55	3V Board Meeting	Jody Roberto
03/17/2026	Personal Car Mileage	Out-of-Pocket	\$7.25	Walnut Valley Water District Ribbon Cutting	Jody Roberto
03/12/2026	Personal Car Mileage	Out-of-Pocket	\$18.13	Congressman Royce Symposium	Jody Roberto
03/11/2026	Personal Car Mileage	Out-of-Pocket	\$7.98	SDASGV Mixer	Jody Roberto
03/10/2026	Personal Car Mileage	Out-of-Pocket	\$10.88	Rowland Water District Board Meeting	Jody Roberto
03/04/2026	Personal Car Mileage	Out-of-Pocket	\$29.00	3V Board Meeting	Jody Roberto

Item 9.E

---

<b>Report Total :</b>	\$2,907.35
<b>Personal Expenses :</b>	\$0.00
<b>Total Amount Claimed :</b>	\$2,907.35
<b>Amount Approved :</b>	\$2,907.35
<b>Company Disbursements</b>	
<b>Amount Due Employee :</b>	\$2,907.35
<b>Amount Due Company Card :</b>	\$0.00
<b>Total Paid By Company :</b>	\$2,907.35
<b>Employee Disbursements</b>	
<b>Amount Due Company Card From Employee :</b>	\$0.00
<b>Total Paid By Employee :</b>	\$0.00

---



**Expense Report**

**Report Name : Mike Ti March 2026 Expense Repor**

**Employee Name :** Mike Ti

**Employee ID :** 318

**Report Header**

**Report ID :** CCCEF22396364D3CB007

**Receipts Received :** No

**Report Date :** 03/30/2026

**Approval Status :** Submitted & Pending Approval

**Payment Status :** Not Paid

**Currency :** US, Dollar

**Meetings**

Transaction Date	Expense Type	Vendor Description	City	Payment Type	Amount	Meeting Name	Cost Center
03/25/2026	Meetings		West Covina	Out-of-Pocket	\$275.00	Six Basins Regular Board Meeting	Mike Ti
		<b>Comment :</b> Mike Ti (03/30/2026): Six Basins Regular Board Meeting - heard presentation on audit and annual report, staff report on precip and spreading.					
03/18/2026	Meetings		Claremont	Out-of-Pocket	\$275.00	Three Valleys MWD Regular Board Meeting	Mike Ti
		<b>Comment :</b> Mike Ti (03/30/2026): Three Valleys MWD Regular Board Meeting - heard MWD and water supply updates, closed session discussion as agendized.					
03/16/2026	Meetings		Walnut	Out-of-Pocket	\$275.00	Walnut Valley WD Regular Board Meeting	Mike Ti

Item 9.E

	<b>Comment :</b>	Mike Ti (03/30/2026): Walnut Valley WD Regular Board Meeting - heard recognition and team milestones, finance, engineering, and personnel committee reports.					
03/11/2026	Meetings	West Covina	Out-of-Pocket	\$275.00	Monthly MWD Matters	Mike Ti	
	<b>Comment :</b>	Mike Ti (03/30/2026): Monthly MWD Matters - David, Jeff, Matt, Sylvie, Erika, and I met online to discuss Metropolitan's budget proposals and the potential impacts.					
03/10/2026	Meetings	Rowland Heights	Out-of-Pocket	\$275.00	Rowland WD Regular Board Meeting	Mike Ti	
	<b>Comment :</b>	Mike Ti (03/30/2026): Rowland WD Regular Board Meeting - heard discussions on LAFCO, personnel rules and regulations, and CSDA vacancy.					
03/04/2026	Meetings	Claremont	Out-of-Pocket	\$275.00	Three Valleys MWD Regular Board Meeting	Mike Ti	
	<b>Comment :</b>	Mike Ti (03/30/2026): Three Valleys MWD Regular Board Meeting - conducted fiscal year 2026/27 budget workshop, discussed CSDA and SGV Econ Partnership open seats, legislative and project updated.					
03/03/2026	Meetings	Sacramento	Out-of-Pocket	\$275.00	Legislative Day in Sacramento	Mike Ti	
	<b>Comment :</b>	Mike Ti (03/30/2026): Legislative Day in Sacramento - Matt, Kirk, Carlos, Jeff, and I met with local representatives and their staff in Sacramento to discuss affecting the water industry in our region.					
03/02/2026	Meetings	Claremont	Out-of-Pocket	\$275.00	GM Executive Monthly Meeting	Mike Ti	
	<b>Comment :</b>	Mike Ti (03/30/2026): GM Executive Monthly Meeting - Matt, Jeff, Carlos, and I met during lunch to discuss upcoming board agenda items and the district's business.					

**Personal Car Mileage**

Transaction Date	Expense Type	Vendor Description	City	Payment Type	Amount	Meeting Name	Cost Center
03/18/2026	Personal Car Mileage			Out-of-Pocket	\$29.73	Three Valleys MWD Regular Board Meeting	Mike Ti
03/16/2026	Personal Car Mileage			Out-of-Pocket	\$7.25	Walnut Valley WD Regular Board Meeting	Mike Ti
03/10/2026	Personal Car Mileage			Out-of-Pocket	\$8.70	Rowland Water District Regular Board Meeting	Mike Ti
03/04/2026	Personal Car Mileage			Out-of-Pocket	\$29.73	Three Valleys MWD Regular Board Meeting	Mike Ti
03/03/2026	Personal Car Mileage			Out-of-Pocket	\$31.90	Legislative Day in Sacramento	Mike Ti
03/02/2026	Personal Car Mileage			Out-of-Pocket	\$20.30	GM Executive Meeting	Mike Ti

**Report Total :** \$2,327.61

# Item 9.E

**Personal Expenses :** \$0.00  
**Total Amount Claimed :** \$2,327.61  
**Amount Approved :** \$2,327.61

**Company Disbursements**

**Amount Due Employee :** \$2,327.61  
**Amount Due Company Card :** \$0.00  
**Total Paid By Company :** \$2,327.61


**Employee Disbursements**

**Amount Due Company Card From Employee :** \$0.00  
**Total Paid By Employee :** \$0.00

---

**BOARD ACTION****BOARD OF DIRECTORS  
STAFF REPORT**

**To:** TVMWD Board of Directors

**From:** Matthew H. Litchfield, General Manager 

**Date:** April 15, 2026

**Subject:** Consider Selection of Candidate for Independent Special District LAFCO Representative Voting Member

**Staff Recommendation**

The Board of Directors will consider casting a vote in support of Robert Lewis for the Independent Special District LAFCO Representative Voting Member and direct staff to submit the ballot accordingly.

**Discussion**

LAFCO has initiated the election process for the Independent Special District Voting Member seat for a four-year term beginning May 4, 2026 and ending May 6, 2030. The incumbent, Robert Lewis, will complete his term on May 4, 2026. Ballots must be submitted to Lagerlof, LLP by 5:00 p.m. on May 1, 2026. The candidates are as follows:

- Gary Burns, Board Member, Las Virgenes Municipal Water District
- Vera Robles DeWitt, Board Member, Water Replenishment District of Southern California
- Robert Lewis, Board Member, Rowland Water District (*Incumbent*)

At the April 1, 2026 Board of Directors meeting, the Board discussed the candidates and provided direction to support the incumbent, Robert Lewis. This item formalizes that direction and authorizes submission of the District's ballot accordingly.

**Fiscal Impact**

None

**Environmental Impact**

None

**Strategic Plan Objective(s)**

2.2 – Accountability

2.3 – Public Engagement

**Attachment(s)**

Exhibit A – LAFCO Nomination Packet

**Meeting History**

Board of Directors Meeting, April 1, 2026, Informational Item

NA/ML





**MEMORANDUM**

TO: PRESIDING OFFICER OF EACH INDEPENDENT SPECIAL DISTRICT IN  
LOS ANGELES COUNTY

FROM: WILLIAM F. KRUSE

RE: BALLOT; SPECIAL DISTRICT LAFCO REPRESENTATIVE

DATE: March 9, 2026

Enclosed is the Ballot and the supplementary materials submitted for each of the candidates for Special District LAFCO **VOTING MEMBER** for the term expiring in May 2030. Nominations closed as of 5:00 p.m. on March 6, 2026.

Please vote for ONE candidate for the position. The marked ballot should be placed in the envelope marked "Ballot Envelope" and sealed. Please write the name of your agency and sign your name on the outside of the ballot envelope and return the completed ballot by mail to:

**William F. Kruse, Esq.**  
**Lagerlof, LLP**  
**155 N. Lake Avenue, 11th Floor**  
**Pasadena, CA 91101.**

**No ballot will be counted if it is missing the name of the voting agency and the signature of the Presiding Officer on the ballot envelope.**

The candidate receiving the highest number of votes will be declared the Special District **Voting Member** to LAFCO.

**Ballots must be returned by 5:00 p.m. on Friday, May 1, 2026.**

WFK/kn  
Enclosures

cc(w/ encls.): Paul Novak

**Lagerlof LLP**  
155 N Lake Avenue, 11th Flr  
Pasadena, CA 91101

**Lagerlof.com**  
Email: wfkruise@lagerlof.com

T: (626)-793-9400  
F: (626)-793-5900

# BALLOT

## SPECIAL DISTRICT LAFCO VOTING MEMBER

**Please vote for no more than one candidate.**

**GARY BURNS**

Occupation: Board of Directors

Sponsor: Las Virgenes Municipal Water District

**VERA ROBLES DeWITT**

Occupation: Board of Directors

Sponsor: Water Replenishment District of Southern California

**ROBERT W. LEWIS**

Occupation: Board of Directors

Sponsor: Rowland Water District

NOMINATION  
OF  
INDEPENDENT SPECIAL DISTRICT **VOTING MEMBER**  
TO THE  
LOS ANGELES COUNTY LOCAL AGENCY FORMATION COMMISSION

To: Independent Special District Selection Committee

From: Las Virgenes Municipal Water District

Date: 3/6/26

Name of Candidate: Gary Burns

Las Virgenes Municipal Water District is pleased to nominate

Gary Burns as a candidate for appointment as special district **voting member** to the Los Angeles Local Agency Formation Commission. The nominee is an elected official or a member of the board of an independent special district appointed for a fixed term. For your consideration, we submit the following additional information together with a resume of the candidate's qualifications.

Elective office: Board of Directors

Agency: Las Virgenes Municipal Water District

Type of Agency: Special District Water and Wastewater

Term Expires: December 2026

Residence Address: 22118 Dardenne St. Calabasas CA 91302

Telephone: 818-326-2000

PLEASE ATTACH RESUME OR CANDIDATE STATEMENT (limit one page)

Las Virgenes Municipal Water District

(Name of Agency)

By:



Its: Andy Coradeschi, Board President

NOMINATION

Local Agency Formation Commission (LAFCO):

Nomination of Candidate for Special District Board Member

**Gary Burns, Candidate for LAFCO Member Position 2026**

I would like to thank each district board as I am asking for your vote, to become a full member of the LAFCO Board.

***It is time to add "fresh" ideas and excitement to how LAFCO communicates and operates. To that end, please call me at 818 326 2000 to discuss your specific issues. I will listen intently, absorbing your insight.***

I hope to visit each of your Board Meetings via zoom or in person to introduce myself, listen to what is important to your district and provide the confidence that I can lead LAFCO into the future.

**I desire to serve as a LAFCO Board Member to further serve the community, each of our districts and provide "new" and "environmental" input to the Los Angeles Region and the Supervisors we report to. Few citizens know what LAFCO accomplishes or what the initials stand for. I intend to change that.**

**As with the homeowners of Calabasas and the entire [www.LVMWD.com](http://www.LVMWD.com) area, I am available to advocate for or listen to constituents whenever needed. I pledge to do the same for ALL LAFCO Districts.**

Gary Burns was elected to the Las Virgenes Municipal Water District Board in 2022. (Division 3, currently Secretary). He is the first Calabasas resident to serve on the District Water Board. **Since his time on the District Board, he has imbued his efforts with energy and the desire to effect change.** He has visited various local and state water facilities and Districts. **He is a member of ACWA, CASA, WaterReuse and has attended their conventions throughout the year, attaining insight into District, State and Water Policy. He is serving on the Business Development Committee of ACWA Region 8. He is championing a Heli-Hydrant project with Los Angeles County Fire, the City of Calabasas and the local Council of Governments.**

In his efforts to search for new sources of water, Gary has visited the future SITES Reservoir Project, the Delta Project, and various Metropolitan Water District facilities, including the in-development Carson Pure Water Plant, etc. His goal is to ensure there is a sufficient water supply for future generations, while preserving the environment in Southern California, the State of California, and the United States.

Growing up on the East Coast, Gary moved to California in 1989, watched the City of Calabasas incorporate in 1991 and has been a resident of Calabasas for the past 35 years. He attended Fairleigh Dickenson (FDU) and Hofstra University where he received a BA and Master's in Psychology and an MBA in Business and Finance.

Gary has been President of the Mulholland Heights Homeowners Association for the past 10 years. Currently, he is a Board Member of The Valley Economic Alliance ([ww.thevalley.net](http://www.thevalley.net)) Community Associations Institute, 2018 - 2024 (CAI of Greater Los Angeles County), a Board Member of CAI International, National Homeowner Leaders Council 2021 - 2024 and recognized by CAI Los Angeles for Excellence in Community Leadership.

He is also a founding member of EPIC, (Emergency Preparedness in Calabasas, [www.epic-fsc.com](http://www.epic-fsc.com)), volunteers for many local community activities, and is a Life and Health Insurance Broker (<https://garyburns.businesslinksolutions.net>).

**Thank You for your vote and consideration of Gary Burns for LAFCO Board Member (818 326 2000 mobile/text)**

Meeting Date: 1/26/2026 Item No. 4

Page 3 of 4

NOMINATION  
OF  
INDEPENDENT SPECIAL DISTRICT **VOTING MEMBER**  
TO THE  
LOS ANGELES COUNTY LOCAL AGENCY FORMATION COMMISSION

To: Independent Special District Selection Committee

From: Sergio Calderon

Date: 3-3-26

Name of Candidate: Vera Robles DeWitt

Sergio Calderon is pleased to nominate  
Vera Robles DeWitt as a candidate for appointment as special district **voting**

**member** to the Los Angeles Local Agency Formation Commission. The nominee is an elected official or a member of the board of an independent special district appointed for a fixed term. For your consideration, we submit the following additional information together with a resume of the candidate's qualifications.

Elective office: Director, Treasurer Div 5

Agency: Water Replenishment District of So Ca  
WRD

Type of Agency: Groundwater Replenishment


Term Expires: Nov 2029

Residence Address: 24728 Panama Avenue  
Carson, California 90745

Telephone: 310 505-8353

PLEASE ATTACH RESUME OR CANDIDATE STATEMENT (limit one page)

Water Replenishment District of So. Calif (WRD)  
(Name of Agency)

By: 

Its: President, Board of Directors

NOMINATION



## LAFCO

Independent Special District Member  
Candidate Statement

### Vera Robles DeWitt

I respectfully seek your support for my candidacy to represent you as your representative on the Local Agency Formation Commission (LAFCO) as the designee for all Independent Special Districts.

I currently serve as an elected Director for the Water Replenishment District of Southern California (WRD). I have served continuously on the WRD Board since 2018 and was overwhelmingly re-elected in November 2024. I was directly elected to represent an area with 738,851 residents that encompasses 14 special Districts; specifically, the following:

- 16 school districts
- 29 water districts
- And for geographic context 10 cities, Bellflower, Carson, Downey, Hacienda Heights, La Habra Heights, La Mirada, Norwalk, Paramount, Santa Fe Springs and Whittier along with numerous unincorporated areas of LA County.

During my tenure I have made it a point to know and visit all special districts because I want to be accessible and available to you, which is what I promise to be if you elect me as your Independent Special District representative to LAFCO.

#### BACKGROUND

For years I have been involved in many civic/non-profit programs. In 1992 I was the founding president of our local chapter of the Boys and Girls Club, and a founding board member of the Dominguez Family Shelter for abused and battered women. I am on the board of directors for the Carson Community Foundation and currently serve as Vice President of my local Kiwanis Club. Also, for the last eight years I've served as a member of the Executive Board for the South County Labor, AFL-CIO. And for the last 3 years have served as a board member representing a special district on the California Joint Powers Insurance Authority (JPIA) formed for mitigating the growing risks of public agencies.

I have been a homeowner since 1964, and as a single parent I raised one son, a member of IBEW Local 47 and one granddaughter who is a commercial airline pilot Captain.

I would be honored to represent you and promise to provide you with updates of LAFCO's activities so you are no longer in the dark left wondering what is going on at LAFCO, and with your support I look forward to contributing in a meaningful way to LAFCO and be a compelling voice for you and on behalf of all Independent Special Districts.

Vera Robles DeWitt  
310 505.8353  
Veradewitt22@gmail.com

NOMINATION  
OF  
INDEPENDENT SPECIAL DISTRICT **VOTING MEMBER**  
TO THE  
LOS ANGELES COUNTY LOCAL AGENCY FORMATION COMMISSION

To: Independent Special District Selection Committee

From: Rowland Water District

Date: February 23, 2026

Name of Candidate: Robert W. Lewis

Rowland Water District is pleased to nominate

Robert W. Lewis as a candidate for appointment as special district **voting**

**member** to the Los Angeles Local Agency Formation Commission. The nominee is an elected official or a member of the board of an independent special district appointed for a fixed term. For your consideration, we submit the following additional information together with a resume of the candidate's qualifications.

Elective office: Director, Division IV

Agency: Rowland Water District

Type of Agency: Special District Water Agency

Term Expires: December 2026

Residence Address: 2231 S. Fullerton Road Unit #8,  
Rowland Heights, CA 91748

Telephone: 626-964-0875

PLEASE ATTACH RESUME OR CANDIDATE STATEMENT (limit one page)

Rowland Water District  
(Name of Agency)

By: [Signature]

Its: Board President



# LAFCO Candidate Statement

## Robert W. Lewis

As the incumbent Special District Voting Member to the Los Angeles County Local Agency Formation Commission, I am respectfully seeking reappointment to continue the work I have been privileged to take part in. With nearly 34 years of service to Rowland Water District and its ratepayers, and direct experience serving on this Commission, I bring institutional knowledge and operational continuity that serves LAFCO and the public it represents.

Residents rightly expect their government to operate with full transparency and accountability. As LAFCO's special district representative, I have embraced that responsibility in every matter before the Commission. Whether reviewing agency boundaries, evaluating service adequacy, or weighing consolidation decisions, I have applied a consistent standard: the public must be able to understand what is being decided, why it is being decided, and how it serves their interests. Reappointment means that standard continues without interruption.

My career in local government began on the City of Fullerton's Redevelopment Commission and has grown into decades of active participation across regional water, utility, and policy bodies. This experience has given me a firsthand understanding of how agencies interact, where collaboration succeeds, and where gaps in coordination create real costs for communities. I currently represent Rowland Water District across the following:



Association of California Water Agencies (ACWA) Region 8 Board Member; ACWA is a statewide industry group that monitors and influences legislation and policies affecting water supply



ACWA/Joint Powers Insurance Authority Alternate Voting Representative



Puente Basin Water Agency Board of Commissioners; this commission coordinates and secures supplemental funding for projects that improve regional water quality



California Municipal Utilities Association (CMUA); this association represents its members' interests on energy and water issues before the California Legislature, the Governor's Office, and regulatory bodies



San Gabriel Valley Regional Chamber of Commerce Government Affairs Committee Member



Several LAFCO Committees, including the Special Districts Ad Hoc Committee in the 1990s which was instrumental in establishing the LAFCO Special Districts seat, a seat I have now had the honor of holding as the incumbent voting member.

.....

Continuity at the Commission level produces results. As the sitting voting member, I have developed working relationships with fellow commissioners, county staff, and agency representatives that allow business to move forward efficiently and collaboratively. The institutional memory I hold, from the history of the Special Districts seat itself to the current landscape of service challenges across Los Angeles County, is an asset that reappointment preserves.

I am proud of the record built during my tenure and remain fully committed to the responsibilities this seat carries. I respectfully request reappointment as the Special District Voting Member to LAFCO for the County of Los Angeles and look forward to continuing this important work on behalf of the districts and residents we serve.

**BOARD ACTION****BOARD OF DIRECTORS  
STAFF REPORT**

**To:** TVMWD Board of Directors

**From:** Matthew H. Litchfield, General Manager 

**Date:** April 15, 2026

**Subject:** Consider Approval of LAFCO Boundary Reconciliation Task Order Amendment

**Staff Recommendation**

Staff recommends that the Board of Directors approve the amendment to the existing task order with Michael Baker International for an amount not to exceed \$94,120, and authorize the General Manager to execute the amendment, subject to non-substantive changes.

**Discussion**

Three Valleys identified parcels located near the northern boundary of the City of La Verne that were not included within the District's or Metropolitan Water District's service area. This discovery prompted Three Valleys to review the District's overall service area and found a substantial number of parcels divided and split by the District's western boundary line which is shared with Upper Water and San Gabriel Valley Municipal Water District.

To annex the parcels into the District's service area and reconcile parcels along the District's western boundary line, Three Valleys is required to submit a change of organization application to the Local Agency Formation Commission (LAFCO) for the County of Los Angeles. Three Valleys subsequently contracted with Michael Baker International (MBI), through its list of on-call consultants, in January 2024 for \$71,000 to provide professional land surveying services and prepare all required materials for the change of organization application.

The project scope of work included the preparation of a list of all parcels affected by the boundary change, assistance with negotiations along the District's western boundary line between Three Valleys and Upper Water, the creation of a new Three Valleys boundary line in a geographic information system (GIS) format, and a new legal description and associated exhibits.

Due to the large number of parcels and insufficient historical data, MBI has depleted its contracted budget, and additional labor is necessary to create the legal description and associated exhibits to align with LAFCO's requirements.

Staff have received and reviewed an updated proposal from MBI to provide the additional labor necessary to complete the remaining materials required for the LAFCO change of organization application. Staff will present the recommendation for an amendment to the existing task order with Michael Baker International in the amount of \$94,120.

**Fiscal Impact**

The proposed task order amendment totals \$94,120. The full amount will be funded through a transfer of existing budget appropriation from the Chemicals budget, where sufficient budget savings have been identified.

No additional budget appropriation is required as part of this action.

**Environmental Impact**

None

**Strategic Plan Objective(s)**

2.2 – Accountability

**Attachment(s)**

Exhibit A – LAFCO Boundary Reconciliation Project Proposal

**Meeting History**

Board of Directors Meeting, April 1, 2026, Informational Item

NA/BP



*We Make a Difference*

March 24, 2026

Brian Pen  
Water Resources Analyst  
Three Valleys Municipal Water District  
1021 E. Miramar Avenue  
Claremont, CA 91711

Subject: **Scope and Fee for Mapping Services**

Dear Brian:

Michael Baker International (MBI) is pleased to present you with the Scope and Fee for research and coordination with LAFCO and the creation of detachment legal descriptions and exhibits from adjacent Water Districts.

Exhibits "A" and "B" define our proposed work efforts, and the associated fees are attached. We are prepared to begin within five days of the Notice to Proceed.

We appreciate the opportunity to submit this proposal and look forward to working with you and providing professional services on this project. Should you have any questions, please do not hesitate to contact me at (661) 510-0617.

A handwritten signature in blue ink that reads "Kevin R. Hill".

Sincerely,  
Kevin Hills, PLS  
Mapping Team Leader - California

## **EXHIBIT "A"**

### **Scope of Services**

Michael Baker International (MBI) shall provide the following Scope of Services.

#### **Task 1 – Records Research Project Coordination with LAFCO**

MBI will provide project coordination necessary to support the successful completion of the services described in Task 2. Coordination efforts shall include communication and coordination with the internal project team, the Local Agency Formation Commission (LAFCO), and identified project stakeholders as required to support the defined scope of work.

#### **Task 2 – GIS Mapping and Coordination with LAFCO**

MBI will research available public records within Los Angeles County, including Tract Maps, Parcel Maps, and Records of Survey. MBI shall utilize available Geographic Information System (GIS) data and shall develop, refine, and update project-specific GIS datasets for use by the Three Valleys Water Department (TVWD) in support of future annexation and detachment exhibits.

MBI will coordinate with LAFCO staff regarding existing Tax Rate Area (TRA) numbers to assist in identifying historic parcel configurations and boundary linework for annexation and detachment exhibit preparation. In addition, MBI will review the San Gabriel Valley Water District boundaries within the project areas to assist in evaluating the configuration of existing jurisdictional linework based on available record information.

#### **Task 3 – Legal Description & Exhibit Project Coordination with LAFCO**

MBI will provide project coordination necessary to support the successful completion of the services described in Task 4. Coordination efforts shall include communication and coordination with the internal project team, the Local Agency Formation Commission (LAFCO), and identified project stakeholders as required to support the defined scope of work.

#### **Task 4 – Legal Description & Exhibit Creation**

MBI will create Legal Descriptions and Exhibits based on LAFCO Standards for 20 detachment areas. The Legal Descriptions and Exhibits will follow the procedures and examples provided in Task 2 as well as examples provided by LAFCO for similar reorganizations where areas are detached from adjoining Water Districts.

**EXHIBIT "B"**  
**Compensation**

**COMPENSATION**

Client agrees to compensate Consultant for services monthly on a percentage of completion bases subject to the following fee schedule.

Task 1	Research Project Coordination with LAFCO	\$5,100
Task 2	Research and Coordination with LAFCO	\$8,400
Task 3	Project Coordination for Legal Descriptions and Exhibits	\$11,400
Task 4	Legal Descriptions and Exhibits for 20 detachments	\$69,220
<b>Project Total:</b>		<b>\$94,120</b>

**SCHEDULE**

The research and coordination will be completed within 30 days from Notice to Proceed date.  
The Legal Descriptions and Exhibits will be completed within 90 days from Notice to Proceed.



**Three Valleys Municipal Water District  
 Annexation Research and LAFCO Coordination  
 Fee Proposal - March 24, 2026**

Michael Baker International, Inc.

Classifications		Project Manager III	GIS Specialist III	Total Michael Baker Hours	Total Michael Baker Fee	Total Michael Baker Team Hours	Michael Baker Total Team Fee
Task No.	Task Description	\$315.00	\$210.00				
1.0	Project Coordination	16	0	16	\$5,100.00	16	\$5,100.00
1.1	Project Coordination	16	0	16	\$5,100.00	16	\$5,100.00
2.0	Research & Coordination with LAFCO	0	40	40	\$8,400.00	41	\$8,400.00
2.1	Research & Coordination with LAFCO		40	40	\$8,400.00	41	\$8,400.00
<b>Total Hours:</b>		<b>16</b>	<b>40</b>	<b>56</b>	<b>\$13,500.00</b>	<b>58</b>	<b>\$13,500.00</b>
<b>Other Direct Costs:</b>							<b>\$0.00</b>
<b>Total Hours and Fee:</b>		<b>\$5,040.00</b>	<b>\$8,400.00</b>	<b>56</b>	<b>\$13,500.00</b>	<b>58</b>	<b>\$13,500.00</b>




**Three Valleys Municipal Water District  
 Annexation Legal Descriptions & Exhibits  
 Fee Proposal - March 24, 2026**

Michael Baker International, Inc.

Classifications		Project Manager III	Licensed Surveyor	GIS Specialist III	GIT/Env Specialist II	Total Michael Baker Hours	Total Michael Baker Fee	Total Michael Baker Team Hours	Michael Baker Total Team Fee
Task No.	Task Description	\$315.00	\$250.00	\$210.00	\$180.00				
3.0	Project Coordination	36	0	0	0	36	\$11,400.00	36	\$11,400.00
3.1	Project Coordination	36	0	0	0	36	\$11,400.00	36	\$11,400.00
4.0	Mapping Services for 20 Detachments	28	64	40	200	332	\$69,220.00	333	\$69,220.00
4.1	Research & Create Historic Parcel Land Base	0	0	40	0	40	\$8,400.00	41	\$8,400.00
4.2	Detachment Exhibits	12	24	0	120	156	\$31,380.00	156	\$31,380.00
4.3	Detachment Legal Descriptions	16	40	0	80	136	\$29,440.00	136	\$29,440.00
<b>Total Hours:</b>		<b>64</b>	<b>64</b>	<b>40</b>	<b>200</b>	<b>368</b>	<b>\$80,620.00</b>	<b>370</b>	<b>\$80,620.00</b>
<b>Other Direct Costs:</b>									<b>\$0.00</b>
<b>Total Hours and Fee:</b>		<b>\$20,160.00</b>	<b>\$16,000.00</b>	<b>\$8,400.00</b>	<b>\$36,000.00</b>	<b>368</b>	<b>\$80,620.00</b>	<b>370</b>	<b>\$80,620.00</b>

**BOARD ACTION****BOARD OF DIRECTORS  
STAFF REPORT**

**To:** TVMWD Board of Directors  
**From:** Matthew H. Litchfield, General Manager   
**Date:** April 15, 2026  
**Subject:** Cancellation of May 6, 2026 Board of Directors Meeting

**Staff Recommendation**

Staff recommends that the Board of Directors cancel the May 6, 2026 regular Board of Directors Meeting.

**Discussion**

The regularly scheduled Board of Directors meeting on May 6, 2026 coincides with the Association of California Water Agencies (ACWA) Conference taking place May 5 – 7, 2026 in Sacramento, which several Board members will be attending. Due to anticipated lack of a quorum, it is recommended that the Board cancel the May 6, 2026 meeting.

**Fiscal Impact**

None

**Environmental Impact**

None

**Strategic Plan Objective(s)**

2.2 – Accountability

**Attachment(s)**

None


**Meeting History**

None

NA/ML

**BOARD ACTION****BOARD OF DIRECTORS  
STAFF REPORT**

**To:** TVMWD Board of Directors

**From:** Matthew H. Litchfield, General Manager 

**Date:** April 15, 2026

**Subject:** Consider Adoption of Resolution No. 26-04-1023 Initiating Procedures to Fix, Adjust, Levy, and Collect a Water Standby Charge for FY 2026/27

**Staff Recommendation**

Board approval of Resolution No. 26-04-1023 Initiating Procedures to Fix, Adjust, Levy and Collect a Water Standby Charge for the 2026/2027 tax year.

**Background**

On July 10, 1996, the District's Board of Directors adopted Resolution No. 7-96-361 which established a standby charge under Government Code Section 54984 that was designed to fund the Readiness-to-Serve ("RTS") charge imposed upon the District by the Metropolitan Water District of Southern California ("MWD") and related administrative costs incurred by the District in connection therewith. Resolution No. 7-96-361 expressly provided that the District's standby charge was based upon the report of a qualified engineer which fixed that amount of the standby charge for the 1996-97 fiscal year at \$5.92 per equivalent dwelling unit ("EDU") and provided for the adjustment of that standby charge during subsequent fiscal years according to the actual amount by which the RTS charge increased, and subject to a maximum assessment amount of \$29.41 per EDU.

**Discussion**

Attached is a proposed resolution to initiate procedures to fix, adjust, levy and collect a Water Standby Charge in the 2026/2027 tax year. The rate and methodology for the standby charge are described in the draft Engineer's Report prepared by Harris & Associates (Exhibit B), which is also available for review in TVMWD's office during business hours.

If the resolution is approved, the standby charge would be collected by Los Angeles County on property tax bills within TVMWD's service area. The charge is expected to generate approximately \$5.7 million (plus \$72,000+ for other charges which include the engineering report, county admin fees, public hearing notices and legal costs). The funds will be applied to the Metropolitan Water District's (MWD) Readiness-To-Serve (RTS) charge of \$10.3 million for fiscal year 2026/2027. The balance of the RTS charge will be collected by MWD on property tax bills from a separate standby charge imposed on parcels within TVMWD's service area and collected from TVMWD's member agencies as a pass-through charge. The TVMWD Board will hold a public at its June 3, 2026 meeting, followed by consideration of a resolution to adopt the TVMWD Standby Charge at its public hearing scheduled for June 17, 2026.

TVMWD first adopted a standby charge in 1996. If approved again this year, it will retain the same methodology that was used in 1996. For the 2026/2027 tax year the proposed annual rate for a typical residential homeowner will be \$29.41 per equivalent dwelling unit.

The proposed schedule to implement the charge for the current year is as follows:

Task		Date
Harris & Associates to prepare a draft copy of the Engineer's Report and submit to TVMWD		3/18/26
Harris & Associates to submit the Engineer's Report to TVMWD for the Resolution of Intention Board Meeting		4/1/26
Resolution of Intention Board Meeting		4/15/26
TVMWD to publish Joint Public Meeting/Public Hearing Notice:	First notice	4/22/26
	Second notice	4/29/26
	Third notice	5/6/26
Public Meeting to consider Resolution to Adopt Standby Charge		6/3/26
TVMWD to publish Public Hearing Notice:	First notice	6/3/26
	Second notice	6/10/26
Harris & Associates to submit final Engineer's Report to TVMWD for the Public Hearing		6/11/26
Public Hearing to consider Resolution to Adopt Standby Charge		6/17/26
Submit assessments to Los Angeles County		8/10/26
Submit levy correction to Los Angeles County		8/31/26
Submit report with applied levy summary to TVMWD		9/30/26

**Fiscal Impact**

None

**Environmental Impact**

None

**Strategic Plan Objective(s)**

2.1 – Financial Stability

2.2 – Accountability

2.3 – Public Engagement

2.5 – Operational Strategies

**Attachment(s)**

Exhibit A – Resolution No. 26-04-1023

Exhibit B – Standby Charge Engineer’s Report DRAFT

**Meeting History**

Board of Directors Meeting, April 1, 2026, Informational Item

NA/BA

**RESOLUTION NO. 26-04-1023**  
**A RESOLUTION OF THE BOARD OF DIRECTORS  
OF THREE VALLEYS MUNICIPAL WATER DISTRICT  
INITIATING PROCEDURES TO FIX, ADJUST, LEVY, AND COLLECT  
A WATER STANDBY CHARGE**

**WHEREAS**, the Three Valleys Municipal Water District ("the District") is a municipal water district organized and operating pursuant to Water Code Section 71000 et seq.

**WHEREAS**, under the Uniform Standby Charges Procedures Act, Government Code Section 54984 et seq. ("the Act"), the District is authorized to fix before August 10 of any given year a water standby charge on land within its jurisdiction to which water service is made available for any purpose by the District, whether the water services are used or not.

**WHEREAS**, under the Act the Board may establish schedules varying the charge according to land uses, benefit derived or to be derived from the use, availability of facilities to provide water service, the degree of availability or quantity of the use of the water to the affected lands, and may restrict the assessment to one or more improvement districts or zones of benefit established within the jurisdiction of the District, and may impose the charge on an area, frontage, or parcel basis, or a combination thereof.

**WHEREAS**, on July 10, 1996, the District's Board of Directors adopted Resolution No. 7-96-361 which established a standby charge under the Act that was designed to fund the Readiness-to-Serve ("RTS") charge imposed upon the District by the Metropolitan Water District of Southern California ("MWD") and related administrative costs incurred by the District in connection therewith.

**WHEREAS**, Resolution No. 7-96-361 expressly provided that the District's standby charge was based upon the report of a qualified engineer which fixed that amount of the standby charge for the 1996-97 fiscal year at \$5.92 per equivalent dwelling unit ("EDU") and provided for the adjustment of that standby charge during subsequent fiscal years according to the actual amount by which the RTS charge increased, and subject to a maximum assessment amount of \$29.41 per EDU.

**WHEREAS**, Water Code Section 71639(b) authorizes the District to adjust the amount of its standby charge if the adjustment is made in the same manner as provided for taxes, fees, and charges in Government Code Section 53750(h)(2), which provides that a tax, fee, or charge is not deemed to be increased by an agency action that does either or both of the following: (A) adjusts the amount thereof in accordance with a schedule of adjustments adopted by the agency prior to November 6, 1996; or (B) implements or

collects a previously approved tax, fee, or charge, so long as the rate is not increased beyond the level previously approved by the agency, and the methodology previously approved is not revised by the agency.

**WHEREAS**, Water Code Section 71639(c) further authorizes the District to adjust the amount of its standby charge if all of the following conditions are met: (1) the amount of the assessment does not exceed \$29.41 per EDU; (2) the revenue raised by the assessment, including its annual adjustments, is used exclusively to fund the RTS charge, or equivalent charge, imposed upon the District by MWD, and related administrative costs; and (3) the District adjusts its water rates to its retail agencies by an amount necessary to prevent surplus funding of the RTS charge imposed upon the District by MWD.

**WHEREAS**, Water Code Section 71639(c) further provides that in order for the District to fix a standby charge pursuant to the Act, the District's Board of Directors must adopt a resolution to initiate such proceedings, cause notice of intent to adopt the assessment to be published in accordance with Government Code Section 6066 prior to the date set for adoption thereof, and, at the time and place set forth in said notice, conduct a hearing on the assessment and hear and consider any and all objections thereto.

**NOW, THEREFORE, BE IT RESOLVED** that TVMWD's Board of Directors ("Board") does hereby adopt and order as follows:

1. The public interest and necessity requires the Board of Directors of the District to adopt this Resolution initiating proceedings to fix, levy, and collect standby charges pursuant to the Act to meet additional financial obligations imposed upon the District by MWD and all administrative costs related thereto.
2. The standby charge proposed to be adopted by the Board of Directors of the District is based upon the report of a qualified engineer, Harris & Associates, which is on file with the District, and available for review during regular business hours. The content of the Engineer's Report is incorporated herein in full by this reference, including, but not limited to, all statements and determinations specifically relating to each of the following:
  - a. A description of the charge and the method by which it is proposed to be imposed;
  - b. A compilation of the amount of the charge proposed for each parcel subject to the charge;
  - c. A statement of the methodology and rationale followed in determining

the degree of benefit conferred by the service for which the proposed charge is made;

- d. The District's legal ability to fix and adjust a standby charge, the amount of the proposed charge, and the properties affected thereby;
  - e. A description of the lands upon which the charge is proposed to be imposed; and
  - f. The amount of the proposed charge for each of the lands so described.
3. On June 3, 2026, at 8:00 a.m., at the District office located at 1021 East Miramar Avenue, Claremont, California, the Board of Directors will hold a public meeting to consider a Resolution to Adopt Standby Charge, which public meeting shall be conducted in the manner set forth in the Act. At the public meeting, the District's Board of Directors may also consider whether to provide that if any charge so adopted becomes delinquent, the amount of the delinquency, together with any interest and penalties thereon, should constitute a lien on the affected property upon the filing of a certificate in the Office of the County Recorder, which lien may have the same force, effect, and priority as a judgment lien. At the public meeting, the District's Board of Directors will hear and consider all objections or protests to the proposed charges pursuant to the requirements of the Act.
4. On June 17, 2026, at 8:00 a.m., at the District office located at 1021 East Miramar Avenue, Claremont, California, the Board of Directors will hold a public hearing to adopt the District's Standby Charge, which hearing shall be conducted in the manner set forth in the Act. At the public hearing, the District's Board of Directors will vote to adopt the Standby Charge Resolution and will also consider whether to provide that if any charge so adopted becomes delinquent, the amount of the delinquency, together with any interest and penalties thereon, will constitute a lien on the affected property upon the filing of a certificate in the Office of the County Recorder, which lien may have the same force, effect, and priority as a judgment lien. At the hearing, the District's Board of Directors will hear and consider all objections or protests to the proposed charges pursuant to the requirements of the Act.
5. The District's General Manager is hereby authorized and directed to cause notice of the date, time, and place of the public hearing on the proposed charges to be duly published prior thereto as required by the Act and Water Code Section 71639(c).

**ADOPTED** and **PASSED** at a meeting of the Three Valleys Municipal Water District's Board of Directors, on this 15<sup>th</sup> day of April 2026 by the following vote:

AYES:

NOES:

ABSTAIN:

ABSENT:

---

Mike Ti, President

ATTEST:

---

Jeff Hanlon, Secretary

SEAL:

**DRAFT**



## **THREE VALLEYS MUNICIPAL WATER DISTRICT WATER STANDBY CHARGE ASSESSMENT**

**2026/2027 ENGINEER'S ANNUAL LEVY REPORT**

**INTENT MEETING: APRIL 15, 2026**

**PUBLIC HEARING: JUNE 17, 2026**

**March 2026**

*PREPARED BY*



**Harris & Associates**

*101 Progress, Suite 250*

*Irvine, CA 92618*

[www.weareharris.com](http://www.weareharris.com)

Project Manager: Chris Thomas

Contact: [Chris.Thomas@WeAreHarris.com](mailto:Chris.Thomas@WeAreHarris.com) | 909.229.9469



## TABLE OF CONTENTS

Engineer's Certification.....	i
Executive Summary.....	1
Part I – Description of the Proposed Parcels and Assessment Boundaries.....	2
Part II – Estimate of Costs.....	3
Part III – Description of Assessments.....	6
A. Legal Requirements .....	6
B. Assessable Parcels.....	7
C. Equivalent Dwelling Units .....	8
D. Assessment Rates .....	12
E. Amount of Assessment .....	13
F. Accuracy of Data .....	13
Exhibit A – Sample Calculation for Various Land Uses .....	15
Exhibit B – Assessment Roll for Fiscal Year 2026/2027 .....	16



## ENGINEER'S CERTIFICATION

**AGENCY:** THREE VALLEYS MUNICIPAL WATER DISTRICT  
**PROJECT:** WATER STANDBY CHARGE ASSESSMENTS  
**TO:** BOARD OF DIRECTORS OF THREE VALLEYS MUNICIPAL WATER DISTRICT

### ENGINEER'S REPORT

Pursuant to the provisions of Section 54984 et seq. of the Government Code of the State of California, being Chapter 12.4, "Uniform Standby Charge Procedures Act" (the "Act"), and in accordance with Resolution No. 7-96-361 of the Board of Directors (the "Board") of the Three Valleys Municipal Water District (the "District"), adopted on July 10, 1996 establishing a Water Standby Charge Assessment, I, Alison Bouley, P.E., duly authorized representative of Harris & Associates Inc., consultant to the District, submit this Engineer's Report for Fiscal Year 2026/2027 consisting of the following parts and exhibits:

#### Part I

A description of each parcel of property and the boundaries of the area proposed to be subject to the levy of the uniform standby charge assessment.

#### Part II

An estimate of the costs of water services to be financed from the proceeds of the uniform standby charge assessment.

#### Part III

A description of the uniform standby charge assessment including:

- A description of each lot or parcel of property proposed to be subject to the assessment.
- The amount of the assessment for each lot or parcel.
- The assessment methodology describing the basis of the assessment.
- A description specifying the requirements for written and oral protests and the protest thresholds necessary for requiring a vote on, or abandonment of, the proposed assessment.

DATED this 18th day of March 2026




---

Alison M. Bouley P.E., Assessment Engineer  
 R.C.E. No. C61383  
 Engineer of Work  
 County of Riverside  
 State of California

## EXECUTIVE SUMMARY

### A. Introduction

Harris & Associates submits this Report, consisting of (3) parts, for the Water Standby Charge Assessment adopted on July 10, 1996 by the Board of Directors of Three Valleys Municipal Water District in accordance with Resolution No. 7-96-361 under the Uniform Standby Charges Procedures Act, Government Code Section 54984 et seq. (the "Act"). The Act gives the District the authority to fix in any given year a water standby charge on land within its jurisdiction to which water service is made available for any purpose by the District, whether the water services are used or not. The District established the standby charge in 1996 to fund the Readiness-to-Serve ("RTS") charge imposed upon the District by the Metropolitan Water District of Southern California and related administrative costs related to the standby charge. The report provides the information in the following parts:

#### Part I

Description of the Proposed Parcels and Assessment Boundaries.

#### Part II

The estimate of costs including the administration of the assessments and the Readiness-to-Serve charge imposed by the Metropolitan Water District of Southern California for the fiscal year 2026/2027.

#### Part III

The description of assessments includes the methodology developed to establish the basis of assessment for apportioning the cost of providing water services, and the facilities needed to provide water services.

## **PART I – DESCRIPTION OF THE PROPOSED PARCELS AND ASSESSMENT BOUNDARIES**

The proposed uniform standby charge assessment is entitled:

### **THREE VALLEYS MUNICIPAL WATER DISTRICT WATER STANDBY CHARGE ASSESSMENT**

The boundaries of the area proposed to be subject to the levy of the Water Standby Charge Assessment are contiguous with the boundaries of the District. The lines and dimensions of each lot or parcel within the District Boundaries are those lines and dimensions shown on the maps of the Assessor of the County of Los Angeles for the year when this report was prepared and are incorporated herein by reference and made part of this Engineer's Report.

All future annexations to the District shall be included in the Water Standby Charge Assessment. In future years, if any new parcels are created as a result of the division or consolidation of land, re-computation of the assessments will be conducted and the new parcels will be included within the area of assessment.



## PART II – ESTIMATE OF COSTS

The Water Standby Charge Assessment revenue will be used for the purpose of meeting the Readiness-to-Serve (“RTS”) charge imposed by the Metropolitan Water District of Southern California (“MWD”), and for related administrative costs.

The following table lists the projections for the RTS Charge, Administration Cost for the Administration of the Assessment program, the Estimated Maximum Total Assessment that would be collected if the maximum assessment rate of \$29.41 is used, and the resulting surplus or deficit, if any. Any deficits shown will be funded by other revenue sources.

	FY 2012/2013	FY 2013/2014	FY 2014/2015	FY 2015/2016	FY 2016/2017	FY 2017/2018	FY 2018/2019	FY 2019/2020
RTS Charge	\$5,541,364	\$6,022,555	\$6,371,116	\$6,074,192	\$5,537,230	\$5,233,954	\$5,274,931	\$5,363,969
Assessment Administration	\$49,832	\$50,332	\$51,056	\$51,675	\$52,057	\$52,709	\$53,383	\$52,074
Est. Maximum Assessment <sup>2</sup>	\$5,379,146	\$5,374,162	\$5,375,222	\$5,441,758	\$5,445,359	\$5,443,845	\$5,425,678	\$5,431,833
Surplus/(Deficit) <sup>1</sup>	(\$212,050)	(\$698,725)	(\$1,046,950)	(\$684,109)	(\$143,928)	\$157,182	\$97,364	\$15,790

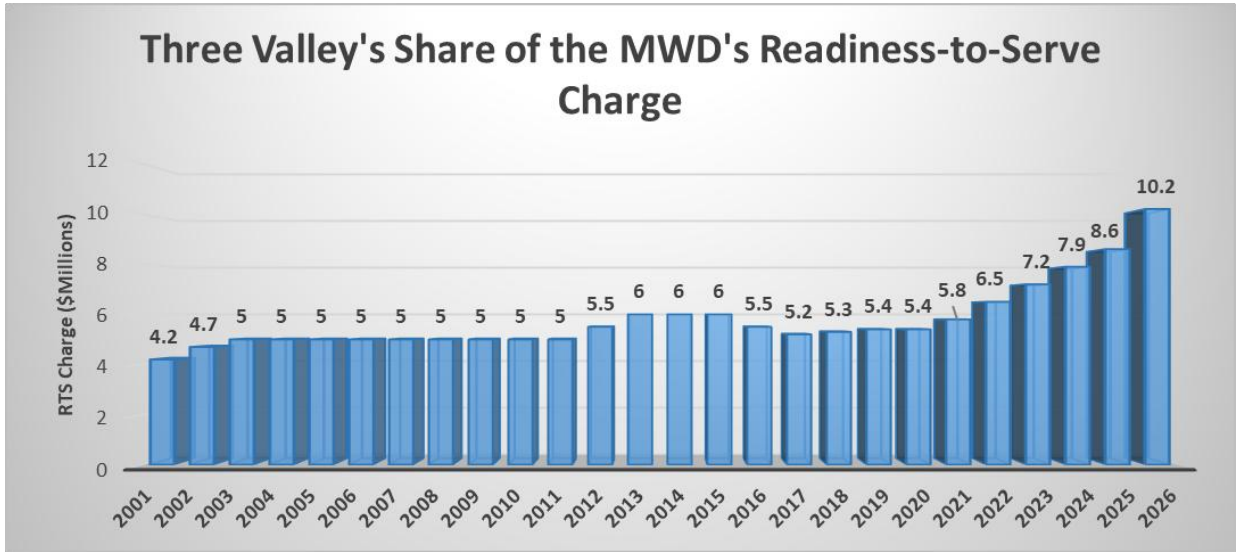
	FY 2020/2021	FY 2021/2022	FY 2022/2023	FY 2023/2024	FY 2024/2025	FY 2025/2026	FY 2026/2027
RTS Charge	\$5,494,518	\$5,872,377	\$6,589,633	\$7,248,266	\$7,936,510	\$8,625,218	\$10,293,438
Assessment Administration	\$51,635	\$64,024	\$71,259	\$71,724	\$72,191	\$76,201	\$72,406
Est. Maximum Assessment <sup>2</sup>	\$5,450,397	\$5,867,266	\$5,840,120	\$5,645,133	\$5,665,565	\$5,676,557	\$5,676,531
Surplus/(Deficit) <sup>1</sup>	(\$95,756)	(\$69,135)	(\$820,772)	(\$1,674,857)	(\$2,343,136)	(\$3,024,862)	(\$4,689,313)

<sup>1</sup> Deficit will be funded by other revenue sources.

<sup>2</sup> For FY 2025/2026, Est. Maximim Assessment amount represents the preliminary projection. Please see the table below which provides a comparison of the finalized FY 2025/2026 Maximum Assessment amount and the projected 2026/2027 Maximum Assessment amount.

### Share of Readiness-to-Serve Charge

The estimated RTS charge through the year 2002 was based on the schedule provided by MWD shown in the chart below. Years 2003 through 2011 were based on the projected RTS charge of \$5 million. The 2012 through 2026 RTS charges are based on the amount approved by the Southern California Metropolitan Water District Board for each year.



The Metropolitan Water District (MWD) RTS charge will be \$10,293,438. With the anticipated MWD collections of \$1,847,025 and the Three Valleys MWD administrative charges of \$72,406, the Three Valleys MWD requirement is equal to \$8,518,820. However, based on the maximum assessment rate permitted, the Three Valleys MWD assessment to be generated for FY 2026/2027 will be \$5,676,531, as calculated in Section III.

Administration of the assessment is performed annually. This administration includes updating the annual assessment roll to ensure consistency with the assessment methodology detailed in this Engineer's Report. The administration also includes an analysis of the revenues and expenditures from the previous Fiscal Year and preparation of an annual report for submittal to the Board of Directors for approval of the proposed Fiscal Year's assessments and expenditures. The table below provides a comparison of the assessment between fiscal years.

**Three Valleys MWD**  
**2026/2027 Engineer's Report**  
**Water Standby Charge Assessment**



**Harris & Associates**

	FY 2025/2026 <sup>(1)</sup>	FY 2026/2027	Difference	Percentage Difference
Parcels <sup>(2)</sup>	137,554	137,609	55	0.04%
EDUs <sup>(3)</sup>	192,978	193,019	41	0.02%
Rate/EDU <sup>(4)</sup>	\$29.41	\$29.41	\$0.00	0.00%
Est. Revenue <sup>(5)</sup>	\$5,675,318.03	\$5,676,531.18	\$1,213.15	0.02%

(1) Totals for FY 2025/2026 are based on the final applied levy by the Los Angeles County Auditor-Controller's Office, including post levy adjustments.

(2) Increase in Parcels due to development primarily of Commercial and Multi-Family Residential.

(3) Increase in EDUs primarily from Commercial and Multi-Family Residential development activity.

(4) In FY 24-25, Rate/EDU increased to the maximum assessment rate/EDU to fund the budgetary requirement.

(5) For FY 26-27, Est. Revenue is subject to rounding.



## PART III – DESCRIPTION OF ASSESSMENTS

This section of the report describes the methodology developed to establish the basis of assessment for apportioning the cost of providing water services, and the facilities needed to provide water services, to each lot or parcel based upon the type of use or potential use of each property. The basis of assessment was developed by Berryman & Henigar based upon information provided by the District, standard and member agency design criteria, and the requirements of Section 54984.2 of the Uniform Standby Charge Procedures Act. The following sections review the requirements of the California Government Code and describe the recommended assessment methodology.

### A. LEGAL REQUIREMENTS

Chapter 12.4 "Uniform Standby Charge Procedures Act" of the California Government Code states that any local agency that provides water services may, by resolution adopted after notice and hearing, determine and levy an assessment for water services pursuant to this chapter.

The California Government Code further requires that the agency establish a methodology, which is related to the benefit received from the water services for calculating the assessment to be levied on each parcel. Section 54984.2 provides that:

"...The governing body of the agency which fixes the charge may establish schedules varying the charge according to land uses, benefit derived or to be derived from the use or availability of facilities to provide water, sewer, or water and sewer service, or the degree of availability or quantity of the use of the water, sewer, or water and sewer services to the affected lands, and may restrict the assessment to one or more improvement districts or zones of benefit established within the jurisdiction of the agency. The charge may be imposed on an area, frontage, or parcel basis, or a combination thereof."

All assessments described in this Report and approved by the Board are prepared in accordance with the Act and are in compliance with the provisions of the *California Constitution Article XIID* (enacted by the passage of Proposition 218 in November 1996).

Pursuant to the *California Constitution Article XIID Section 5*, certain assessments that were existing on July 1, 1997, the effective date of *Article XIID*, are exempt from the substantive and procedural requirements of *Article XIID Section 4* and property owner balloting for the assessments is not required until such time that the assessments are increased. Exempt are any assessments imposed exclusively to finance the capital costs or maintenance and operation expenses for sidewalks, streets, sewers, water, flood control, drainage systems, or vector control.



In May of 2005, Senate Bill 376, was enacted to add Article 2.7 (commencing with Section 71639) to Chapter 2 of Part 5 of Division 20 of the Water Code, relating to water. This bill authorizes the agency to adopt the standby charge rate with a schedule of annual adjustments, and to adjust the standby charge rate in relation to the change of the MWD imposed RTS charge, subject to the maximum assessment amount of twenty-nine dollars and forty-one cents (\$29.41) per Equivalent Dwelling Unit (“EDU”).

## B. ASSESSABLE PARCELS

The table below summarizes the number of parcels and the total acreage by land use type. This information is based on the records of the Assessor of the County of Los Angeles.

Land Use Category	Number of Parcels	Dwelling Units (DU's)	Acres
Single-Family Residential (SFR)	108,284	108,284	N/A
Multi-Family Residential (including Condominiums) <sup>(1)</sup>	19,621	46,410	N/A
Mobile Homes	90	8,474	N/A
Commercial	3,862	N/A	4,860.66
Churches	250	N/A	476.59
Industrial	2,108	N/A	4,708.06
Recreational Camping Facilities	2	N/A	8.13
Vacant Residential	2,523	N/A	7,160.97
Vacant Non-Residential	869	N/A	1,536.64
Exempt	0	N/A	0.00
<b>Total</b>	<b>137,609</b>		

<sup>(1)</sup> Multi-Family Residential includes SFR with Accessory Dwelling Units.

The land use classifications are defined as follows:

**Single-Family Residential** - parcels designated as single-family residential per the Los Angeles County Assessor's Roll. Junior accessory dwelling units, due to the lack of a bathroom and full kitchen, are considered part of the single-family residence and do not result in an additional assessment unit.

**Multi-Family Residential (including Condominiums)** - parcels designated as multi-family residential, which includes duplexes, apartments, condominiums or other dwelling units with common party walls,



and single-family residential with an accessory dwelling unit (excluding junior accessory dwelling units) per the Los Angeles County Assessor's Roll.

**Mobile Homes** - parcels designated as mobile homes per the Los Angeles County Assessor's Roll.

**Commercial** - parcels designated as commercial, institutional or recreational per the Los Angeles County Assessor's Roll.

**Churches** – parcels operated by a religious organization for worship or the promotion of religious activities and accessory uses on the same site per the Los Angeles County Assessor's Roll.

**Industrial** - parcels designated as industrial, utility or other miscellaneous uses, per the Los Angeles County Assessor's Roll.

**Recreational Camping Facilities** - parcels designated as camps per the Los Angeles County Assessor's Roll.

**Vacant** - parcels designated as vacant residential that have no dwelling units, or parcels designated as vacant commercial/industrial that have no commercial/industrial structures on them, per the Los Angeles County Assessor's Roll.

**Exempt** - Exempted from the assessment would be any parcel owned by a public agency or within the area of public streets and other public properties, utility easements, right-of-way, public schools, public parks, and common areas or un-developable parcels of land.

### C. EQUIVALENT DWELLING UNITS

To determine the benefit to the individual parcels with their varying land uses, an equivalent dwelling unit system was established. Each parcel is assigned equivalent dwelling units (EDUs) in proportion to the estimated benefit the parcel receives from the availability of water services. The total number of EDUs is then divided into the annual revenue requirement to determine the cost per EDU. The assessment for each parcel is then determined by multiplying the number of EDUs for each parcel by the cost per EDU.

Since the assessment is based upon the use of the property and the potential water usage of the property, the assessment methodology has been developed based on land use. The assessment methodology developed determines the number of EDUs to be assigned to each parcel. In determining the number of EDUs assigned, three factors are considered: parcel size, land use (intent of development), and the water use design factor of the land use of the property.



Equivalent Dwelling Unit (EDU) factors have been established to indicate the estimated benefit received by each parcel within the District. This method of assessment has established the single-family residential parcel as the basic unit for calculation of the assessment and is defined as one EDU. All other parcels within the District are assigned a proportional EDU based on a formula that equates the property's specific development status (land use) and size to that of the single-family parcel.

The assignment of EDUs to each of the different land uses is as follows:

**Single-Family Residential (SFR).** The single-family parcel has been defined as being 1.0 EDU. Junior accessory dwelling units, due to the lack of a bathroom and full kitchen, are considered part of the single-family residence and do not result in an additional EDU.

**Multi-Family Residential.** Multi-family or condominium parcels are converted to EDUs based on the number of dwelling units on each parcel. Due to population density and size of structure relative to the typical single-family residence, each dwelling unit defined as multi-family residential, including condominiums is **0.75 EDU**. Water availability benefit does not increase proportionately as the number of units increase on a multi-family parcel. By decreasing the equivalency as the number of units increase, a reasonable benefit assessment is achieved. Therefore, the equivalency is reduced to **0.5 EDU** per dwelling unit, on the 5<sup>th</sup> unit or above for apartment buildings with 5 units or more. Parcels with 5 or more units are considered "high density" as opposed to the "medium density" of duplexes, triplexes and fourplexes, and the Los Angeles County Assessor's land use codes segregate these parcels out. Parcels classified by the Los Angeles County Assessor as single family residential with an accessory dwelling unit (excluding junior accessory dwelling units), for purposes of assessment of the RTS Charge, shall be classified as multi-family residential and assigned 0.75 EDU per dwelling unit.

**Mobile Homes.** Mobile home parks, and mobile homes located within mobile home parks, are converted to EDUs based on the population density and size of structure relative to a single-family residence. Therefore, mobile home parks and mobile homes located in mobile home parks are assessed **0.5 EDU** per mobile home. No decrease is applied to this factor, as mobile homes are all separate dwellings with no common walls.

Studies have consistently shown that the average apartment unit impacts infrastructure approximately 75% as much as a single-family residence, and the average mobile home unit impacts infrastructure approximately 50%, (Sources: Institute of Transportation Engineers Informational Report Trip Generation, Fifth Edition, 1991; Metcalf and Eddy, Wastewater Engineering Treatment, Disposal, Reuse, Third Edition, 1991). Trip generation and wastewater usage are functions of population density. It is concluded that other infrastructure will be similarly impacted at a reduced level. The smaller



average unit size of multiple residential and mobile homes and their reduced impact on water use result in a lesser benefit per unit to property.

**Commercial/Industrial.** Commercial and industrial parcels are converted to EDUs based on the lot size of each parcel of land. The number of equivalent dwelling units per acre for commercial/industrial property has been equated to the average single-family residential lot size of approximately 8,700 square feet, or 5 lots per acre. All properties that are developed for commercial/ industrial uses are therefore assigned **5.0 EDU's** per acre for the first five acres, with a minimum of 1 EDU per parcel. Based upon a review of large non-residential parcels within the District, as the parcel size increases above five acres, the development density on the parcel generally decreases due to requirements to provide on-site circulation, allow for the storage of materials or equipment, provide buffers to adjacent land uses and other factors associated with the types of development which require larger parcels. Therefore, after the first 5 acres, each additional acre will be charged as vacant land as further described below; 25% of 5.0 EDU's, or 1.25 EDU's per acre.

Additionally, a water use factor is applied to both the commercial and industrial parcels as follows, based on relative average water usage as compared to single-family residential developments:

- Commercial Water Use Factor = 1.4
- Industrial Water Use Factor = 1.1

**Recreational Camping Facilities.** Recreational camping facilities typically have large land areas comprised of mostly park-like open space and only a few buildings. Therefore, to more accurately assign EDUs to these parcels, a "theoretical area" will be calculated for each of them. The typical developed commercial parcel has 1/3 of its lot area covered by improvements. Using this standard, the "theoretical area" is computed by multiplying the improvement area of each camping parcel by 3. This "theoretical area" is then converted to acreage, and the Equivalent Dwelling Unit factor of 5 EDU per acre is applied.

**Vacant.** Vacant property receives a benefit from water services availability. Water availability allows the parcel to develop to its maximum use in the future. Based upon the opinions of professional appraisers who appraise current market property values for real estate in Southern California, the land value portion of a property typically ranges from 20 to 30 percent; in the Three Valleys Municipal Water District, the average is about 25 percent. Additionally, the utilization of vacant property is significantly less than improved property. Consequently, vacant property shall be assessed at the rate of 25% of improved property. Therefore, vacant single-family residential parcels are assessed 25% of a developed SFR parcel, or **0.25 EDU** per parcel, and vacant non-SFR parcels are assessed at the rate of



25% of the developed commercial/industrial properties, or **1.25 EDUs** per acre or any portion thereof, up to a maximum of 5 acres per parcel.

A summary of Equivalent Dwelling Units and Benefit Factors is shown on the following table:

EQUIVALENT DWELLING UNITS						
LAND USE	BASIC UNIT		EDU FACTOR		USE FACTOR	EDU RATES
Single-Family Res. (SFR)	1 DU	x	1	x	1	= 1.0 EDU/DU
Multi-Family Res. and Condominiums <sup>(1)</sup>	1 DU	x	0.75	x	1	0.75 EDU/DU for the first 4 DU's
	1 DU	x	0.5	x	1	= 0.5 EDU/DU after the 4 <sup>th</sup> DU
Mobile Homes	1 DU	x	0.5	x	1	= 0.5 EDU/DU
Commercial and Churches	1 acre	x	5	x	1.4	= 7.0 EDU/acre for the first 5 acres (min. 1 EDU/parcel)
	1 acre	x	1.25	x	1.4	= 1.75 EDU/acre after the 5th acre
Industrial	1 acre	x	5	x	1.1	= 5.5 EDU/acre for the first 5 acres (min. 1 EDU/parcel)
	1 acre	x	1.25	x	1.1	= 1.375 EDU/acre after the 5th acre
Recreational Camping Facilities	1 acre <sup>(2)</sup>	x	5	x	1	= 5.0 EDU/acre
Vacant SFR	1 parcel	x	0.25	x	1	= 0.25 EDU/parcel
Vacant Non-SFR	1 acre	x	1.25	x	1	= 1.25 EDU/acre (min. 0.25 EDU/parcel; max of 5 acres/parcel)

<sup>(1)</sup> Multi-Family Residential includes SFR with Accessory Dwelling Units.

<sup>(2)</sup> Acre is for theoretical area as described above in Part III - section C.

**D. ASSESSMENT RATES**

The total number of Equivalent Dwelling Units (EDUs) has been calculated for the District based upon current land use data as shown on the latest assessor's roll for Los Angeles County and the methodology described above. The number of EDUs by land use type is shown in the table below:

Land-Use Type	Equivalent Dwelling Units
SFR	108,284.00
MFR and Condominium	29,900.25
Mobile Home Parks	4,237.00
Commercial	26,993.66
Churches	3,116.96
Industrial	18,982.53
Recreational Camping Facilities	0.86
Vacant SFR	630.75
Vacant Non-SFR	873.18
<b>Total:</b>	<b>193,019.19</b>

Based upon the Three Valleys MWD requirement of \$8,518,820 as shown in Section II of this report, the Budgeted Assessment Rate for FY 2026/2027 per Equivalent Dwelling Unit (EDU) is **\$44.13/EDU**. However, the Maximum Assessment Rate per EDU is **\$29.41/EDU**, resulting in FY 2026/2027 Revenue of \$5,676,531, as shown below.

FY 2026/2027 Budget	Total Equivalent Dwelling Units	Budget Assessment Rate/EDU	Maximum Assessment Rate/EDU	FY 2026/2027 Revenue
\$8,518,820.00	193,019.19	\$44.13	\$29.41	\$5,676,531

Note: Assessment Revenue subject to rounding for each individual parcel.

The following table, Summary of Assessment Rates, provides the proposed Maximum Assessment and Applied Assessment Rates for the fifteen-year period beginning with FY 2012/2013. The Board may continue to levy the Assessment in future years (i.e. beyond FY 2026/2027) so long as MWD continues to impose the RTS charge upon the District. However, the maximum Assessment Rate per EDU shall never be greater than \$29.41, nor shall the total amount assessed be greater than the sum of the RTS charge and administrative costs.

**SUMMARY OF MAXIMUM AND APPLIED ASSESSMENT RATES**

Fiscal Year	2012/2013	2013/2014	2014/2015	2015/2016	2016/2017	2017/2018	2018/2019	2019/2020
Maximum Assessments Rate/EDU	\$29.41	\$29.41	\$29.41	\$29.41	\$29.41	\$29.41	\$29.41	\$29.41
Applied Assessments Rate/EDU	\$20.46	\$23.22	\$25.02	\$23.09	\$20.16	\$18.51	\$18.79	\$19.23

Fiscal Year	2020/2021	2021/2022	2022/2023	2023/2024	2024/2025	2025/2026	2026/2027
Maximum Assessments Rate/EDU	\$29.41	\$29.41	\$29.41	\$29.41	\$29.41	\$29.41	\$29.41
Applied Assessments Rate/EDU	\$19.90	\$20.43	\$24.18	\$28.44	\$29.41	\$29.41	\$29.41

**E. AMOUNT OF ASSESSMENT**

The amount of the proposed assessment for FY 2026/2027, based on EDUs as apportioned to each parcel shown on the latest roll of the Los Angeles County Assessor, is contained in the Assessment Roll on file in the office of the Executive Board Secretary of the Three Valleys Municipal Water District. The description of each parcel is part of the records of the County Assessor and these records are, by reference, made a part of this Engineers Report.

**F. ACCURACY OF DATA**

The data utilized in developing the assessment rate calculations has been taken directly from the Los Angeles County Assessor's Roll.

Some parcels that are partially improved often will appear on the Assessor's roll as improved. These parcels that are brought to the attention of the District, and are found to be so classified after field review, will have their assessment revised per this report: for that portion of the property which is



improved, the developed land use benefit formula will apply; for that portion of the property which is unimproved, the vacant land use benefit formula will apply.

Should a property owner find a discrepancy regarding a parcel, it is recommended that the owner notify the Three Valleys Municipal Water District by contacting the Executive Board Secretary of the Three Valleys Municipal Water District. If warranted, the District will assist the owner in processing a correction with the County Assessor's Office. The District will be responsible for revisions to the Water Standby Charge Assessment for the property for the current Fiscal Year if the change in amount is greater than five percent (5%). If the change is less than or equal to five percent, then the adjustment for the following year will be made at the time that the annual assessments are determined for the next Fiscal Year, and no refund will be made for the previous year's assessment.

# EXHIBIT A

## SAMPLE CALCULATIONS FOR VARIOUS LAND USES

Land Use	Benefit Calculation (EDU)	x	(Use Factor)	=	Total EDUs	Assessment \$29.41/EDU
Single Family Res.	(1 DU x 1 EDU/DU)	x	1	=	1	\$29.41
Triplex	(3 DU x 0.75 EDU/DU)	x	1	=	2.25	\$66.17
10-Unit Apartment	[(4 DU x 0.75 EDU/DU) + (6 DU x 0.5EDU/DU)]	x	1	=	6	\$176.46
90-Unit Apartment	[(4 DU x 0.75 EDU/DU) + (86 DU x 0.5EDU/DU)]	x	1	=	46	\$1,352.86
Store ¼ acre parcel	(¼ acre x 5.0 EDU/acre)	x	1.4	=	1.75	\$51.47
Bank/Office Bldg. ½ acre parcel	(½ acre x 5.0 EDU/acre)	x	1.4	=	3.5	\$102.94
Office Building 2 acre parcel	(2 acre x 5.0 EDU/acre)	x	1.4	=	14	\$411.74
Service Station ⅓ acre parcel	(⅓ acre x 5.0 EDU/acre)	x	1.4	=	2.33	\$68.62
Light Manufacturing ¼ acre parcel	(¼ acre x 5.0 EDU/acre)	x	1.1	=	1.38	\$40.44
Heavy Manufacturing 7 acre parcel	[(5 ac x 5.0 EDU/ac) + (2 ac x 1.25 EDU/ac)]	x	1.1	=	30.25	\$889.65
Recreational Camping Facility	[(2,500 sf x 3) ÷ 43,560 sf/ac] x 5.0 EDU/ac	x	1	=	0.86	\$25.32
Vacant SFR	(1 parcel x 0.25 EDU/parcel)	x	1	=	0.25	\$7.35
Vacant Non-SFR 1 acre parcel	(1 acre x 1.25 EDU/acre)	x	1	=	1.25	\$36.76
Vacant Non-SFR 5+ acre parcel	(5 acre x 1.25 EDU/acre)	x	1	=	6.25	\$183.81

Note: Total Assessment EDU may not calculate exactly due to rounding.



## EXHIBIT B

### ASSESSMENT ROLL FOR FISCAL YEAR 2026/2027

Each Assessor Parcel Number and its assessment to be levied for FY 2026/2027 is shown on the Assessment Roll on file in the office of the Executive Board Secretary of the Three Valleys Municipal Water District and is incorporated herein by reference. Reference is made to the Los Angeles County Assessor's office for further description of the parcels in the District.

**BOARD ACTION****BOARD OF DIRECTORS  
STAFF REPORT**

**To:** TVMWD Board of Directors

**From:** Matthew H. Litchfield, General Manager 

**Date:** April 15, 2026

**Subject:** Consider Adoption of Resolution No. 26-04-1024 Permitting the Los Angeles County Registrar-Recorder /County Clerk to Render Election Services for an Election of Three Valleys MWD to be Held on November 3, 2026

**Staff Recommendation**

Staff recommends the Board of Directors adopt Resolution No. 26-04-1024 permitting the Los Angeles County Registrar-Recorder/County Clerk (RRCC) to render election services for Three Valleys Municipal Water District (Three Valleys) for the November 3, 2026 election and provide the RRCC with Resolution No. 26-04-1024.

**Discussion**

Three Valleys has three (3) directors that will potentially be running for election to maintain their respective seats on the Three Valleys Board of Directors that include: Carlos Goytia, Division 1; Jeff Hanlon, Division 3; and Jody Roberto, Division 5. The RRCC has requested the following from Three Valleys:

1. Provide notice to the RRCC whether the estimated pro rata share of the printing, handling, and mailing costs of the candidate statement shall be collected from each candidate in advance, at the time of filing, and;
2. Provide notice to the RRCC confirming Three Valleys desire to maintain the current 200-word limit.

Approval of the recommended action will allow Three Valleys to proceed with the necessary arrangements for the November 3, 2026 election.

**Fiscal Impact**

None

**Environmental Impact**

None

**Strategic Plan Objective(s)**

2.2 – Accountability

**Attachment(s)**

Exhibit A – Resolution No. 26-04-1024

**Meeting History**

None

NA/ML



**RESOLUTION NO. 26-04-1024**

**A RESOLUTION OF THE BOARD OF DIRECTORS OF  
THREE VALLEYS MUNICIPAL WATER DISTRICT REQUESTING  
THE BOARD OF SUPERVISORS OF THE COUNTY OF LOS ANGELES  
TO PERMIT THE REGISTRAR-RECORDER/COUNTY CLERK TO  
RENDER ELECTION SERVICES FOR AN ELECTION OF SAID DISTRICT  
TO BE HELD ON NOVEMBER 3, 2026**

**WHEREAS**, the California Elections Code permits special districts electing governing board members to call an election; and

**WHEREAS**, an election in the Three Valleys Municipal Water District is to be held on Tuesday, November 3, 2026, to elect three (3) members of the Board of Directors of Three Valleys Municipal Water District; and

**WHEREAS**, the Board of Directors believes that it is desirable that said election be conducted with the General Election to be held on the same date, and that within Three Valleys Municipal Water District, the precincts, polling places and election officers of the election be the same, and that the Registrar-Recorder/County Clerk of the County of Los Angeles canvass the returns of the election and that Three Valleys Municipal Water District election, be held in all respects as if there were only one election.

**NOW, THEREFORE**, The Board of Directors of the Three Valleys Municipal Water District hereby resolves, determines, and orders as follows:

Section 1. That an election is hereby called by the Board of Directors of Three Valleys Municipal Water District to be held on November 3, 2026, to elect three (3) members to the Board of Directors.

Section 2. That pursuant to the requirements of Section 10403 of the Elections Code, the Board of Supervisors of the County of Los Angeles is hereby requested to consent and agree to conduct the Three Valleys Municipal Water District election with the Tuesday, November 3, 2026, General Election to elect members to the Board of Directors of Three Valleys Municipal Water District.

Section 3. Said Registrar-Recorder/County Clerk is hereby authorized to canvass the returns of the Three Valleys Municipal Water District election.

Section 4. Said Board of Supervisors is hereby requested to issue instructions to the Registrar-Recorder/County Clerk to take all steps necessary for the holding of said election.

Section 5. Three Valleys Municipal Water District shall pay in full its pro rata shares of the expenses for the conduct of the election.

Section 6. Three Valleys Municipal Water District shall require each candidate to pay in advance his or her pro rata share of the printing, handling, and mailing costs of his/her candidate statement as a condition to having it included in the voter's sample ballot pamphlet.

Section 7. The word limit for each candidate's statements shall be 200 words.

Section 8. That the General Manager is hereby directed to file a certified copy of this resolution with the Board of Supervisors and the Registrar-Recorder/County Clerk of the County of Los Angeles.

**ADOPTED** and **PASSED** at a meeting of the Three Valleys Municipal Water District's Board of Directors on this 15<sup>th</sup> day of April 2026 by the following vote:

AYES:  
NOES:  
ABSTAIN:  
ABSENT:

---

Mike Ti, President  
Board of Directors

ATTEST:


---

Jeff Hanlon, Secretary  
Board of Directors

SEAL:

**BOARD ACTION****BOARD OF DIRECTORS  
STAFF REPORT**

**To:** TVMWD Board of Directors

**From:** Matthew H. Litchfield, General Manager 

**Date:** April 15, 2026

**Subject:** Rejection of all Bids for the Miramar South Carport Replacement Project

**Staff Recommendation**

Staff recommends that the Board of Directors reject all bids for the Miramar South Carport Replacement Project

**Background**

The south carport, constructed in 1984 with a painted wood frame and membrane roofing, spans over 150 feet and provides 14 parking spaces for District vehicles. It has since deteriorated with dry rot and visible damage creating safety concerns and does not meet current fleet needs due to its low clearance allowance.

Staff engaged a structural engineer to design a replacement carport using a lightweight, weather-resistant aluminum structure. Additionally, the patio cover north of the administration building was demolished as part of the roofing replacement project. Its replacement was included in this project to achieve cost efficiencies due to similar construction requirements.

**Discussion**

On March 17, 2026, Three Valleys received three bids through the PlanetBids portal for the Miramar South Carport Replacement Project. During review, staff determined that the apparent low bid was nonresponsive because it did not include a valid and active Contractors DIR number as required by Senate Bill 854. The remaining bids came in significantly over the project budget.

Given these results, staff is planning to delay the project and reassess the scope and specifications before moving forward. Staff is recommending that the Board reject all bids at this time.

**Fiscal Impact**

\$300,000 was included in the FYE26 CIP budget for the project.

**Environmental Impact**

None

**Strategic Plan Objective(s)**

1.3- Infrastructure Reliability

2.2- Accountability

**Attachment(s)**

Exhibit A – Bid tabulation

**Meeting History**

Board of Directors Meeting, March 4, 2026, Project Update

NA/KP

Three Valleys Municipal Water District

Bid Results for Project SOUTHERN CARPORTS AND PATIO COVERS UPGRADE (26-001)

Issued on 02/26/2026

Bid Due on March 17, 2026 2:00 PM (PDT)

Engineers Estimate \$300,000

<b>Vendor Name</b>	<b>Bid Amount</b>	<b>Responsive</b>
Coast Patio Covers	\$269,045.04	No
Gulati Construction Company, Inc.	\$434,658.88	Yes
General Contractor	\$840,125.00	Yes